


Grade 1



TERM 1



HL ENG



WORKSHEET




PACK

HOME LANGUAGE WORKSHEET




ENGLISH GRADE 1 TERM 1

WEEK 3






MONDAY ACTIVITY 1

	LOOK & SAY	we	go	to	school
	SOUND OUT				
	DRAW	Your school			

MONDAY ACTIVITY 2





	LOOK & SAY	we	go	to	school
	SOUND OUT				
	DRAW	You at school			

TUESDAY ACTIVITY 1






	LOOK & SAY	we	go	to	school
	SOUND OUT	a	a	a	a
	DRAW	<p>Draw and colour the pictures that start with /a/ in your book</p> <div style="display: flex; justify-content: space-around; align-items: center;"> <div style="text-align: center;">  <p>a</p> </div> <div style="text-align: center;">  <p>a</p> </div> </div>			

TUESDAY ACTIVITY 2




	LOOK & SAY	we	go	to	school
---	------------	----	----	----	--------



	SOUND OUT	a	a	a	a
		a	a	a	a
	DRAW	Draw and colour the pictures that start with /a/ in your book			
					
		a		a	

WEDNESDAY ACTIVITY 1




	LOOK & SAY	we	go	to	school
	SOUND OUT	a	a	a	a
		s	s	s	s
	DRAW	Draw and colour the pictures that start with /s/ in your book			
					
		s		s	

WEDNESDAY ACTIVITY 2




	LOOK & SAY	we	go	to	school
	SOUND OUT	a	a	a	a
		s	s	s	s
	DRAW	Draw and colour the pictures that start with /s/ in your book			

		 <p style="text-align: center;">s</p>	 <p style="text-align: center;">s</p>
--	--	--	--



THURSDAY ACTIVITY 1





	LOOK & SAY	we	go	to	school
	SOUND OUT	a	a	a	a
		s	s	s	s
	DRAW	Jabu			

THURSDAY ACTIVITY 2



	LOOK & SAY	we	go	to	school
	SOUND OUT	a	a	a	a
		s	s	s	s
	DRAW	Ben			





FRIDAY ACTIVITY 1

	LOOK & SAY	we	go	to	school
	SOUND OUT	a	a	a	a
		s	s	s	s

	<p>DRAW</p>	<p>Draw and colour the pictures in your book. Write a /a/ or /s/ under the picture</p> <div style="display: flex; justify-content: space-around; align-items: center;"> <div style="text-align: center;">  <p>s</p> </div> <div style="text-align: center;">  <p>s</p> </div> <div style="text-align: center;">  <p>a</p> </div> </div>
---	--------------------	--

FRIDAY ACTIVITY 2

	<p>LOOK & SAY</p>	<p>we</p>	<p>go</p>	<p>to</p>	<p>school</p>	
	<p>SOUND OUT</p>	<p>a</p>	<p>a</p>	<p>a</p>	<p>a</p>	<p>a</p>
		<p>s</p>	<p>s</p>	<p>s</p>	<p>s</p>	<p>s</p>

	<p>DRAW</p>	<p>Draw and colour the pictures in your book. Write a /a/ or /s/ under the picture</p> <div style="display: flex; justify-content: space-around; align-items: center;"> <div style="text-align: center;">  <p>a</p> </div> <div style="text-align: center;">  <p>s</p> </div> <div style="text-align: center;">  <p>a</p> </div> </div>
--	--------------------	---

HOME LANGUAGE WORKSHEET

ENGLISH GRADE 1 TERM 1

WEEK 4





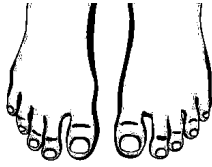
MONDAY ACTIVITY 1

	LOOK & SAY	I	like	to	read
	SOUND OUT	a	a	a	a
		s	s	s	s
	DRAW	You reading			






MONDAY ACTIVITY 2

	LOOK & SAY	I	like	to	read
	SOUND OUT	a	a	a	a
		s	s	s	s
	DRAW	A book			






TUESDAY ACTIVITY 1

	LOOK & SAY	I	like	to	read
	SOUND OUT	s	a	t	sat
		s	a	t	sat
	DRAW	<p>Draw and colour the pictures that start with /t/ in your book.</p> <p>Write a /t/ under the picture</p> <div style="display: flex; justify-content: space-around; align-items: center;"> <div style="text-align: center;">  <p>t</p> </div> <div style="text-align: center;">  <p>t</p> </div> </div>			

TUESDAY ACTIVITY 2


	LOOK & SAY	I	like	to	read
	SOUND OUT	s	a	t	sat
		s	a	t	sat
	DRAW	<p>Draw and colour the pictures that start with /t/ in your book.</p> <p>Write a /t/ under the picture</p>			
					
		t		t	




WEDNESDAY ACTIVITY 1

	LOOK & SAY	I	like	to	read
	SOUND OUT	t	t	t	t
		p	p	p	p
	DRAW	<p>Draw and colour the pictures that start with /p/ in your book.</p> <p>Write a /p/ under the picture</p>			
					
		p		p	

WEDNESDAY ACTIVITY 2

	LOOK & SAY	I	like	to	read
---	------------	---	------	----	------

	SOUND OUT	p	a	t	pat
		t	a	p	tap

	DRAW	<p>Draw and colour the pictures that start with /p/ in your book.</p> <p>Write a /p/ under the picture</p>			
				p	p

THURSDAY ACTIVITY 1


	LOOK & SAY	I	like	to	read
	SOUND OUT	a	s	t	p
		sat	pat	tap	taps
	DRAW	Olwethu			





THURSDAY ACTIVITY 2

	LOOK & SAY	I	like	to	read
	SOUND OUT	s	t	a	p
		tap	pat	sat	pats
	DRAW	Olwethu at school			

FRIDAY ACTIVITY 1


	LOOK & SAY	I	like	to	read
---	------------	---	------	----	------


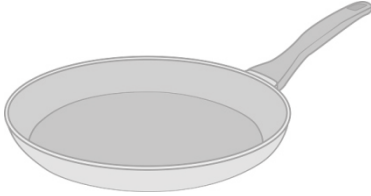


	SOUND OUT	P	a	t	pat
		t	a	p	tap

	DRAW	Draw and colour the pictures in your book. Write a /t/ or /p/ under the picture.			
		 t	 t	 p	

FRIDAY ACTIVITY 2

	LOOK & SAY	I	like	to	read
---	------------	---	------	----	------




	SOUND OUT	s	a	t	sat
		p	a	t	pat

	DRAW	Draw and colour the pictures in your book. Write a /t/ or /p/ under the picture.			
		 p	 p	 t	




HOME LANGUAGE WORKSHEET
ENGLISH GRADE 1 TERM 1

WEEK 5



MONDAY ACTIVITY 1




	LOOK & SAY	my	family	is	here
	SOUND OUT	p	t	a	s
		pat	tap	sat	pats
	DRAW	Your family			

MONDAY ACTIVITY 2






	LOOK & SAY	my	family	is	here
	SOUND OUT	tap	sat	pat	sap
		t	s	p	a
	DRAW	Your house			

TUESDAY ACTIVITY 1





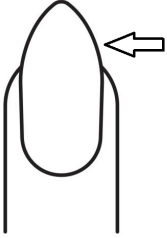
	LOOK & SAY	my	family	is	here
	SOUND OUT	i	i	i	i
		s	i	t	sit

	DRAW	<p>Draw and colour the pictures that have the sound /i/ in your book. Write a /i/ under the picture</p>			
		 <p style="text-align: center;">i</p>		 <p style="text-align: center;">i</p>	



TUESDAY ACTIVITY 2




	LOOK & SAY	my	family	is	here
	SOUND OUT	p	i	t	pit
		t	i	p	tip
	DRAW	<p>Draw and colour the pictures that have the sound /i/ in your book. Write a /i/ under the picture</p> <div style="display: flex; justify-content: space-around; align-items: center;"> <div style="text-align: center;">  <p>i</p> </div> <div style="text-align: center;">  <p>i</p> </div> </div>			

WEDNESDAY ACTIVITY 1




	LOOK & SAY	my	family	is	here
	SOUND OUT	n	n	n	n
		n	a	p	nap
	DRAW	<p>Draw and colour the pictures that start with /n/ in your book. Write a /n/ under the picture</p> <div style="display: flex; justify-content: space-around; align-items: center;"> <div style="text-align: center;">  <p>n</p> </div> <div style="text-align: center;">  <p>n</p> </div> </div>			

WEDNESDAY ACTIVITY 2




	LOOK & SAY	my	family	is	here
	SOUND OUT	p	i	n	pin

		t	i	n	tin
	DRAW	Draw and colour the pictures that start with /n/ in your book. Write a /n/ under the picture			
					
		n		n	



THURSDAY ACTIVITY 1


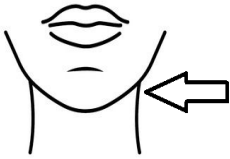


	LOOK & SAY	my	family	is	here
	SOUND OUT	sat	pat	tap	sit
		pin	tin	nap	pit
	DRAW	Bongi			

THURSDAY ACTIVITY 2



	LOOK & SAY	my	family	is	here
	SOUND OUT	i	sit	pit	tip
		n	nap	pin	tin
	DRAW	Bongi's family			



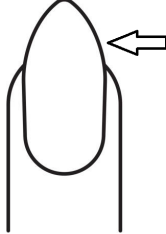

FRIDAY ACTIVITY 1

	LOOK & SAY	my	family	is	here
	SOUND OUT	s	i	t	Sit
		n	a	p	nap

	DRAW	<p>Draw and colour the pictures in your book. Write a /i/ or /n/ under the picture.</p> <div style="display: flex; justify-content: space-around; align-items: center;"> <div style="text-align: center;">  i </div> <div style="text-align: center;">  n </div> <div style="text-align: center;">  n </div> </div>
---	------	---

FRIDAY ACTIVITY 2

	LOOK & SAY	my	family	is	here
	SOUND OUT	t	i	p	tip
		p	i	n	pin




	DRAW	<p>Draw and colour the pictures in your book. Write a /i/ or /n/ under the picture.</p> <div style="display: flex; justify-content: space-around; align-items: center;"> <div style="text-align: center;">  i </div> <div style="text-align: center;">  n </div> <div style="text-align: center;">  i </div> </div>
---	------	---

HOME LANGUAGE WORKSHEET




ENGLISH GRADE 1 TERM 1

WEEK 6



MONDAY ACTIVITY 1




	LOOK & SAY	I	love	you	
	SOUND OUT	a	s	t	p
		i	n	sit	pan
	DRAW	A heart			

MONDAY ACTIVITY 2





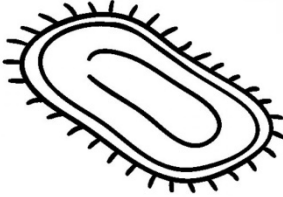
	LOOK & SAY	I	love	you	
	SOUND OUT	n	a	p	nap
		t	i	p	tip
	DRAW	Someone you love			

TUESDAY ACTIVITY 1






	LOOK & SAY	I	love	you	
	SOUND OUT	m	m	m	m
		m	a	n	man

	DRAW	<p>Draw and colour the pictures that start with /m/ in your book.</p> <p>Write a /m/ under the picture</p> <div style="display: flex; justify-content: space-around; align-items: center;"> <div style="text-align: center;">  <p>m</p> </div> <div style="text-align: center;">  <p>m</p> </div> </div>			
---	------	--	--	--	--






TUESDAY ACTIVITY 2

	LOOK & SAY	I	love	you	
	SOUND OUT	m	a	t	mat
		m	a	p	map
	DRAW	<p>Draw and colour the pictures that start with /m/ in your book.</p> <p>Write the word under the picture</p>			
					
		man		mat	




WEDNESDAY ACTIVITY 1

	LOOK & SAY	I	love	you	
	SOUND OUT	d	d	d	d
		s	a	d	sad
	DRAW	<p>Draw and colour the pictures that start with /d/ in your book.</p> <p>Write a /d/ under the picture</p>			
					
		d		d	

WEDNESDAY ACTIVITY 2

	LOOK & SAY	I	love	you	
	SOUND OUT	d	a	d	dad
		d	a	m	dam
	DRAW	<p>Draw and colour the pictures that start with /d/ in your book. Write the word under the picture</p> <div style="display: flex; justify-content: space-around; align-items: center;"> <div style="text-align: center;">  dad </div> <div style="text-align: center;">  dam </div> </div>			




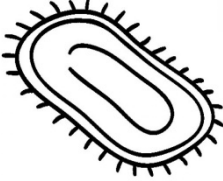


THURSDAY ACTIVITY 1

	LOOK & SAY	I	love	you	
	SOUND OUT	m	map	man	mat
		d	dam	dad	sad
	DRAW	Tseko			







THURSDAY ACTIVITY 2

	LOOK & SAY	I	love	you	
	SOUND OUT	m	map	man	mat
		d	dam	dad	sad
	DRAW	Tseko's baby sister			

FRIDAY ACTIVITY 1

	LOOK & SAY	I	love	you	
	SOUND OUT	s	a	d	sad
		m	a	d	mad
	DRAW	<p>Draw and colour the pictures in your book. Write the word under the picture.</p> <div style="display: flex; justify-content: space-around; align-items: center;"> <div style="text-align: center;">  <p>mat</p> </div> <div style="text-align: center;">  <p>dad</p> </div> <div style="text-align: center;">  <p>dam</p> </div> </div>			

FRIDAY ACTIVITY 2




	LOOK & SAY	I	love	you	
	SOUND OUT	d	a	d	dad
		m	a	p	map
	DRAW	<p>Draw and colour the pictures in your book. Write the word under the picture.</p> <div style="display: flex; justify-content: space-around; align-items: center;"> <div style="text-align: center;">  <p>man</p> </div> <div style="text-align: center;">  <p>sad</p> </div> <div style="text-align: center;">  <p>map</p> </div> </div>			

HOME LANGUAGE WORKSHEET




ENGLISH GRADE 1 TERM 1

WEEK 7





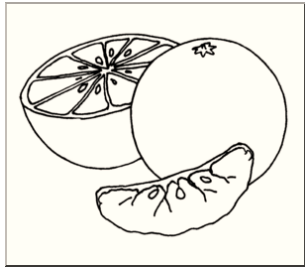
MONDAY ACTIVITY 1

	LOOK & SAY	we	play	outside	
	SOUND OUT	a	s	t	p
		i	n	m	d
	DRAW	You outside			






MONDAY ACTIVITY 2

	LOOK & SAY	we	play	outside	
	SOUND OUT	man	sit	dad	tin
		tap	pat	map	sad
	DRAW	You playing outside			






TUESDAY ACTIVITY 1

	LOOK & SAY	we	play	outside	
	SOUND OUT	o	o	o	o
		p	o	t	pot
	DRAW	<p>Draw and colour the pictures that starts with /o/ in your book.</p> <p>Write an /o/ under the picture</p> <div style="display: flex; justify-content: space-around; align-items: center;"> <div style="text-align: center;">  <p>o</p> </div> <div style="text-align: center;">  <p>o</p> </div> </div>			






TUESDAY ACTIVITY 2

	LOOK & SAY	we	play	outside	
	SOUND OUT	p	o	t	pot
		m	o	p	mop
	DRAW	<p>Draw and colour the pictures that have the sound /o/ in your book. Write the word under the picture</p> <div style="display: flex; justify-content: space-around; align-items: center;"> <div style="text-align: center;">  mop </div> <div style="text-align: center;">  pot </div> </div>			




WEDNESDAY ACTIVITY 1

	LOOK & SAY	we	play	outside	
	SOUND OUT	g	g	g	g
		g	o	t	got
	DRAW	<p>Draw and colour the pictures that start with /g/ in your book. Write a /g/ under the picture</p> <div style="display: flex; justify-content: space-around; align-items: center;"> <div style="text-align: center;">  g </div> <div style="text-align: center;">  g </div> </div>			




WEDNESDAY ACTIVITY 2

	LOOK & SAY	we	play	outside	
	SOUND OUT	p	i	g	pig
		d	i	g	dig
	DRAW	<p>Draw and colour the pictures that have the sound /g/ in your book. Write the word under the picture</p> <div style="display: flex; justify-content: space-around; align-items: center;"> <div style="text-align: center;">  pig </div> <div style="text-align: center;">  dig </div> </div>			







THURSDAY ACTIVITY 1

	LOOK & SAY	we	play	outside	
	SOUND OUT	o	pot	mop	dot
		g	got	pig	dig
	DRAW	Karabo, Tshepo and Cathy feeling hot			







THURSDAY ACTIVITY 2

	LOOK & SAY	we	play	outside	
	SOUND OUT	o	pot	mop	dot
		g	got	pig	dig
	DRAW	Karabo swimming			

FRIDAY ACTIVITY 1

	LOOK & SAY	we	play	outside	
	SOUND OUT	p	i	g	pig
		m	o	p	mop
	DRAW	<p>Draw and colour the pictures in your book. Write the word under the picture.</p> <div style="display: flex; justify-content: space-around; align-items: flex-end;"> <div style="text-align: center;">  <p>mop</p> </div> <div style="text-align: center;">  <p>dig</p> </div> <div style="text-align: center;">  <p>pot</p> </div> </div>			

FRIDAY ACTIVITY 2




	LOOK & SAY	we	play	outside	
	SOUND OUT	d	o	g	dog
		d	o	t	dot
	DRAW	<p>Draw and colour the pictures in your book. Write the word under the picture.</p> <div style="display: flex; justify-content: space-around; align-items: flex-end;"> <div style="text-align: center;">  <p>pig</p> </div> <div style="text-align: center;">  <p>dot</p> </div> <div style="text-align: center;">  <p>dog</p> </div> </div>			

HOME LANGUAGE WORKSHEET




ENGLISH GRADE 1 TERM 1

WEEK 8






MONDAY ACTIVITY 1

	LOOK & SAY	I	want	to	swim
	SOUND OUT	t	p	a	m
		s	o	g	d
	DRAW	You by the pool			






MONDAY ACTIVITY 2

	LOOK & SAY	I	want	to	swim
	SOUND OUT	man	sit	dad	dot
		tap	pat	pig	sad
	DRAW	You swimming			





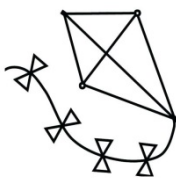
TUESDAY ACTIVITY 1

	LOOK & SAY	I	want	to	swim
	SOUND OUT	c	c	c	c
		c	a	t	cat
	DRAW	<p>Draw and colour the pictures that starts with /c/ in your book.</p> <p>Write a /c/ under the picture</p> <div style="display: flex; justify-content: space-around; align-items: center;"> <div style="text-align: center;">  <p>c</p> </div> <div style="text-align: center;">  <p>c</p> </div> </div>			



TUESDAY ACTIVITY 2




	LOOK & SAY	I	want	to	swim
	SOUND OUT	c	a	p	cap
		c	a	n	can
	DRAW	<p>Draw and colour the pictures that start with /c/ in your book. Write the word under the picture</p> <div style="display: flex; justify-content: space-around; align-items: center;"> <div style="text-align: center;">  cat </div> <div style="text-align: center;">  cap </div> </div>			

WEDNESDAY ACTIVITY 1




	LOOK & SAY	I	want	to	swim
	SOUND OUT	k	k	k	k
		k	i	d	kid
	DRAW	<p>Draw and colour the pictures that start with /k/ in your book. Write a /k/ under the picture</p> <div style="display: flex; justify-content: space-around; align-items: center;"> <div style="text-align: center;">  k </div> <div style="text-align: center;">  k </div> </div>			

WEDNESDAY ACTIVITY 2




	LOOK & SAY	I	want	to	swim
	SOUND OUT	k	i	t	kit
		k	i	n	kin

	<p>DRAW</p>	<p>Draw and colour the pictures that start with /k/ in your book. Write the word under the picture</p> <div style="display: flex; justify-content: space-around; align-items: center;"> <div style="text-align: center;">  <p>kid</p> </div> <div style="text-align: center;">  <p>kit</p> </div> </div>
---	--------------------	---



THURSDAY ACTIVITY 1





	<p>LOOK & SAY</p>	<p>I</p>	<p>want</p>	<p>to</p>	<p>swim</p>
	<p>SOUND OUT</p>	<p>c</p>	<p>cat</p>	<p>cap</p>	<p>can</p>
		<p>k</p>	<p>kid</p>	<p>kit</p>	<p>kin</p>
	<p>DRAW</p>	<p>butterflies</p>			

THURSDAY ACTIVITY 2



	<p>LOOK & SAY</p>	<p>I</p>	<p>want</p>	<p>to</p>	<p>swim</p>
	<p>SOUND OUT</p>	<p>c</p>	<p>cat</p>	<p>cap</p>	<p>can</p>
		<p>k</p>	<p>kid</p>	<p>kit</p>	<p>kin</p>
	<p>DRAW</p>	<p>birds</p>			





FRIDAY ACTIVITY 1

	<p>LOOK & SAY</p>	<p>I</p>	<p>want</p>	<p>to</p>	<p>swim</p>
	<p>SOUND OUT</p>	<p>c</p>	<p>a</p>	<p>t</p>	<p>Cat</p>
		<p>k</p>	<p>i</p>	<p>n</p>	<p>kin</p>

	<p>DRAW</p>	<p>Draw and colour the pictures in your book. Write the word under the picture.</p> <div style="display: flex; justify-content: space-around; align-items: center;"> <div style="text-align: center;">  <p>kit</p> </div> <div style="text-align: center;">  <p>cap</p> </div> <div style="text-align: center;">  <p>can</p> </div> </div>		
---	--------------------	--	--	--

FRIDAY ACTIVITY 2

	<p>LOOK & SAY</p>	<p>I</p>	<p>want</p>	<p>to</p>	<p>swim</p>
	<p>SOUND OUT</p>	<p>c</p>	<p>o</p>	<p>t</p>	<p>cot</p>
		<p>k</p>	<p>i</p>	<p>d</p>	<p>kid</p>




	<p>DRAW</p>	<p>Draw and colour the pictures in your book. Write the word under the picture.</p> <div style="display: flex; justify-content: space-around; align-items: center;"> <div style="text-align: center;">  <p>cot</p> </div> <div style="text-align: center;">  <p>kid</p> </div> <div style="text-align: center;">  <p>cat</p> </div> </div>		
---	--------------------	--	--	--

HOME LANGUAGE WORKSHEET




ENGLISH GRADE 1 TERM 1

WEEK 9






MONDAY ACTIVITY 1

	LOOK & SAY	they	feel	happy	
	SOUND OUT	t	k	a	m
		s	o	c	d
	DRAW	How you feel			








MONDAY ACTIVITY 2

	LOOK & SAY	they	feel	happy	
	SOUND OUT	man	kid	dad	dot
		cap	pat	pig	sad
	DRAW	You feeling happy			






TUESDAY ACTIVITY 1

	LOOK & SAY	they	feel	happy	
	SOUND OUT	e	e	e	e
		m	e	n	men
	DRAW	<p>Draw and colour the pictures that starts with /e/ in your book.</p> <p>Write an /e/ under the picture</p> <div style="display: flex; justify-content: space-around; align-items: center;"> <div style="text-align: center;">  <p>e</p> </div> <div style="text-align: center;">  <p>e</p> </div> </div>			



TUESDAY ACTIVITY 2




	LOOK & SAY	they	feel	happy	
	SOUND OUT	n	e	t	net
		t	e	n	ten
	DRAW	<p>Draw and colour the pictures that have the sound /e/ in your book. Write the word under the picture</p> <div style="display: flex; justify-content: space-around; align-items: center;"> <div style="text-align: center;">   net </div> <div style="text-align: center;">   ten </div> </div>			

WEDNESDAY ACTIVITY 1

	LOOK & SAY	they	feel	happy	
	SOUND OUT	ck	ck	ck	ck
		k	i	ck	kick
	DRAW	<p>Draw and colour the pictures that end with /ck/ in your book. Write a /ck/ under the picture</p> <div style="display: flex; justify-content: space-around; align-items: center;"> <div style="text-align: center;">  ck </div> <div style="text-align: center;">  ck </div> </div>			

WEDNESDAY ACTIVITY 2




	LOOK & SAY	they	feel	happy	
	SOUND OUT	k	i	ck	kick
		s	i	ck	sick

	DRAW	Draw and colour the pictures that end with /ck/ in your book. Write the word under the picture
		<div style="display: flex; justify-content: space-around; align-items: center;"> <div style="text-align: center;">  kick </div> <div style="text-align: center;">  sick </div> </div>



THURSDAY ACTIVITY 1





	LOOK & SAY	they	feel	happy	
	SOUND OUT	e	net	men	ten
		ck	kick	sick	sock
	DRAW	Dan			

THURSDAY ACTIVITY 2

	LOOK & SAY	they	feel	happy	
	SOUND OUT	e	net	men	ten
		ck	kick	sick	sock
	DRAW	Dan's teacher			





FRIDAY ACTIVITY 1

	LOOK & SAY	they	feel	happy	
	SOUND OUT	m	e	n	men
		s	i	ck	sick

	<p>DRAW</p>	<p>Draw and colour the pictures in your book. Write the word under the picture.</p> <div style="display: flex; justify-content: space-around; align-items: center;"> <div style="text-align: center;">  <p>ten</p> </div> <div style="text-align: center;">  <p>sick</p> </div> <div style="text-align: center;">  <p>men</p> </div> </div>		
---	--------------------	---	--	--

FRIDAY ACTIVITY 2

	<p>LOOK & SAY</p>	<p>they</p>	<p>feel</p>	<p>happy</p>	
	<p>SOUND OUT</p>	<p>n</p>	<p>e</p>	<p>t</p>	<p>net</p>
		<p>k</p>	<p>i</p>	<p>ck</p>	<p>kick</p>




	<p>DRAW</p>	<p>Draw and colour the pictures in your book. Write the word under the picture.</p> <div style="display: flex; justify-content: space-around; align-items: center;"> <div style="text-align: center;">  <p>sock</p> </div> <div style="text-align: center;">  <p>kick</p> </div> <div style="text-align: center;">  <p>net</p> </div> </div>		
---	--------------------	--	--	--

HOME LANGUAGE WORKSHEET




ENGLISH GRADE 1 TERM 1

WEEK 10






MONDAY ACTIVITY 1

	LOOK & SAY	they	feel	angry	
	SOUND OUT	t	k	a	m
		s	o	c	d
	DRAW	How you feel			






MONDAY ACTIVITY 2

	LOOK & SAY	they	feel	angry	
	SOUND OUT	tap	kid	mat	dam
		sit	dot	cat	dad
	DRAW	You feeling angry			




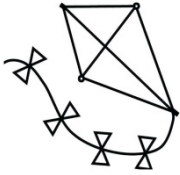

TUESDAY ACTIVITY 1

	LOOK & SAY	they	feel	angry	
	SOUND OUT	p	i	n	pin
		n	e	ck	neck
	DRAW	<p>Draw and colour the pictures in your book. Write the sound it starts with under the picture.</p> <div style="display: flex; justify-content: space-around; align-items: center;"> <div style="text-align: center;">  <p>o</p> </div> <div style="text-align: center;">  <p>p</p> </div> </div>			

TUESDAY ACTIVITY 2




	LOOK & SAY	they	feel	angry	
	SOUND OUT	sat	pit	men	sick
		pig	tin	tap	pot
	DRAW	<p>Draw and colour the pictures in your book. Write the word under the picture</p> <div style="display: flex; justify-content: space-around; align-items: center;"> <div style="text-align: center;">  <p>sick</p> </div> <div style="text-align: center;">  <p>pig</p> </div> </div>			

WEDNESDAY ACTIVITY 1




	LOOK & SAY	they	feel	angry	
	SOUND OUT	pat	mop	dot	ten
		sock	net	got	pin
	DRAW	<p>Draw and colour the pictures in your book. Write the sound it starts with under the picture.</p> <div style="display: flex; justify-content: space-around; align-items: center;"> <div style="text-align: center;">  <p>k</p> </div> <div style="text-align: center;">  <p>s</p> </div> </div>			

WEDNESDAY ACTIVITY 2




	LOOK & SAY	they	feel	angry	
	SOUND OUT	sit	nap	tip	map
		dig	kit	kick	cap

	DRAW	<p>Draw and colour the pictures in your book. Write the word under the picture</p> <div style="display: flex; justify-content: space-around; align-items: center;"> <div style="text-align: center;">  <p>mop</p> </div> <div style="text-align: center;">  <p>ten</p> </div> </div>
---	-------------	---


THURSDAY ACTIVITY 1





	LOOK & SAY	they	feel	angry	
	SOUND OUT	kin	can	sad	man
		pick	cot	pit	dig
	DRAW	Buhlebendalo			

THURSDAY ACTIVITY 2



	LOOK & SAY	they	feel	angry	
	SOUND OUT	kick	kin	dot	sad
		mad	men	got	pin
	DRAW	Buhlebendalo looking sad			





FRIDAY ACTIVITY 1

	LOOK & SAY	they	feel	angry	
	SOUND OUT	tin	ten	tip	top
		pat	sat	cap	tap

	<p>DRAW</p>	<p>Draw and colour the pictures in your book. Write the word under the picture.</p> <div style="display: flex; justify-content: space-around; align-items: center;"> <div style="text-align: center;">  cat </div> <div style="text-align: center;">  sad </div> <div style="text-align: center;">  men </div> </div>		
---	--------------------	--	--	--

FRIDAY ACTIVITY 2

	<p>LOOK & SAY</p>	<p>they</p>	<p>feel</p>	<p>angry</p>	
	<p>SOUND OUT</p>	<p>kick</p>	<p>sick</p>	<p>sock</p>	<p>lock</p>
		<p>sad</p>	<p>dad</p>	<p>got</p>	<p>dot</p>




	<p>DRAW</p>	<p>Draw and colour the pictures in your book. Write the word under the picture.</p> <div style="display: flex; justify-content: space-around; align-items: center;"> <div style="text-align: center;">  sock </div> <div style="text-align: center;">  dig </div> <div style="text-align: center;">  net </div> </div>		
---	--------------------	---	--	--

HOME LANGUAGE WORKSHEET




ENGLISH GRADE 1 TERM 1

WEEK 3






MONDAY ACTIVITY 1

	LOOK & SAY	we	go	to	school
	SOUND OUT				
	DRAW	Your school			

MONDAY ACTIVITY 2





	LOOK & SAY	we	go	to	school
	SOUND OUT				
	DRAW	You at school			

TUESDAY ACTIVITY 1






	LOOK & SAY	we	go	to	school
	SOUND OUT	a	a	a	a
	DRAW	<p>Draw and colour the pictures that start with /a/ in your book</p> <div style="display: flex; justify-content: space-around; align-items: center;"> <div style="text-align: center;">  <p>a</p> </div> <div style="text-align: center;">  <p>a</p> </div> </div>			

TUESDAY ACTIVITY 2




	LOOK & SAY	we	go	to	school
---	------------	----	----	----	--------



	SOUND OUT	a	a	a	a
		a	a	a	a
	DRAW	Draw and colour the pictures that start with /a/ in your book			
					
		a	a		

WEDNESDAY ACTIVITY 1




	LOOK & SAY	we	go	to	school
	SOUND OUT	a	a	a	a
		s	s	s	s
	DRAW	Draw and colour the pictures that start with /s/ in your book			
					
		s	s		

WEDNESDAY ACTIVITY 2




	LOOK & SAY	we	go	to	school
	SOUND OUT	a	a	a	a
		s	s	s	s
	DRAW	Draw and colour the pictures that start with /s/ in your book			

		 <p style="text-align: center;">s</p>	 <p style="text-align: center;">s</p>
--	--	--	--



THURSDAY ACTIVITY 1





	LOOK & SAY	we	go	to	school
	SOUND OUT	a	a	a	a
		s	s	s	s
	DRAW	Jabu			

THURSDAY ACTIVITY 2



	LOOK & SAY	we	go	to	school
	SOUND OUT	a	a	a	a
		s	s	s	s
	DRAW	Ben			





FRIDAY ACTIVITY 1

	LOOK & SAY	we	go	to	school
	SOUND OUT	a	a	a	a
		s	s	s	s

	<p>DRAW</p>	<p>Draw and colour the pictures in your book. Write a /a/ or /s/ under the picture</p> <div style="display: flex; justify-content: space-around; align-items: center;"> <div style="text-align: center;">  <p>s</p> </div> <div style="text-align: center;">  <p>s</p> </div> <div style="text-align: center;">  <p>a</p> </div> </div>
---	--------------------	--

FRIDAY ACTIVITY 2

	<p>LOOK & SAY</p>	<p>we</p>	<p>go</p>	<p>to</p>	<p>school</p>	
	<p>SOUND OUT</p>	<p>a</p>	<p>a</p>	<p>a</p>	<p>a</p>	<p>a</p>
		<p>s</p>	<p>s</p>	<p>s</p>	<p>s</p>	<p>s</p>

	<p>DRAW</p>	<p>Draw and colour the pictures in your book. Write a /a/ or /s/ under the picture</p> <div style="display: flex; justify-content: space-around; align-items: center;"> <div style="text-align: center;">  <p>a</p> </div> <div style="text-align: center;">  <p>s</p> </div> <div style="text-align: center;">  <p>a</p> </div> </div>
--	--------------------	---

HOME LANGUAGE WORKSHEET

ENGLISH GRADE 1 TERM 1

WEEK 4






MONDAY ACTIVITY 1

	LOOK & SAY	I	like	to	read
	SOUND OUT	a	a	a	a
		s	s	s	s
	DRAW	You reading			






MONDAY ACTIVITY 2

	LOOK & SAY	I	like	to	read
	SOUND OUT	a	a	a	a
		s	s	s	s
	DRAW	A book			






TUESDAY ACTIVITY 1

	LOOK & SAY	I	like	to	read
	SOUND OUT	s	a	t	sat
		s	a	t	sat
	DRAW	<p>Draw and colour the pictures that start with /t/ in your book.</p> <p>Write a /t/ under the picture</p> <div style="display: flex; justify-content: space-around; align-items: center;"> <div style="text-align: center;">  <p>t</p> </div> <div style="text-align: center;">  <p>t</p> </div> </div>			

TUESDAY ACTIVITY 2


	LOOK & SAY	I	like	to	read
	SOUND OUT	s	a	t	sat
		s	a	t	sat
	DRAW	<p>Draw and colour the pictures that start with /t/ in your book.</p> <p>Write a /t/ under the picture</p>			
					
		t		t	




WEDNESDAY ACTIVITY 1

	LOOK & SAY	I	like	to	read
	SOUND OUT	t	t	t	t
		p	p	p	p
	DRAW	<p>Draw and colour the pictures that start with /p/ in your book.</p> <p>Write a /p/ under the picture</p>			
					
		p		p	

WEDNESDAY ACTIVITY 2

	LOOK & SAY	I	like	to	read
---	------------	---	------	----	------

	SOUND OUT	p	a	t	pat
		t	a	p	tap

	DRAW	<p>Draw and colour the pictures that start with /p/ in your book.</p> <p>Write a /p/ under the picture</p>			
				p	p

THURSDAY ACTIVITY 1


	LOOK & SAY	I	like	to	read
	SOUND OUT	a	s	t	p
		sat	pat	tap	taps
	DRAW	Olwethu			





THURSDAY ACTIVITY 2

	LOOK & SAY	I	like	to	read
	SOUND OUT	s	t	a	p
		tap	pat	sat	pats
	DRAW	Olwethu at school			

FRIDAY ACTIVITY 1


	LOOK & SAY	I	like	to	read
---	------------	---	------	----	------





	SOUND OUT	P	a	t	pat
		t	a	p	tap

	DRAW	Draw and colour the pictures in your book. Write a /t/ or /p/ under the picture.			
		 t	 t	 p	

FRIDAY ACTIVITY 2

	LOOK & SAY	I	like	to	read
---	-----------------------	---	------	----	------




	SOUND OUT	s	a	t	sat
		p	a	t	pat

	DRAW	Draw and colour the pictures in your book. Write a /t/ or /p/ under the picture.			
		 p	 p	 t	




HOME LANGUAGE WORKSHEET
ENGLISH GRADE 1 TERM 1

WEEK 5



MONDAY ACTIVITY 1




	LOOK & SAY	my	family	is	here
	SOUND OUT	p	t	a	s
		pat	tap	sat	pats
	DRAW	Your family			

MONDAY ACTIVITY 2






	LOOK & SAY	my	family	is	here
	SOUND OUT	tap	sat	pat	sap
		t	s	p	a
	DRAW	Your house			

TUESDAY ACTIVITY 1






	LOOK & SAY	my	family	is	here
	SOUND OUT	i	i	i	i
		s	i	t	sit

	DRAW	<p>Draw and colour the pictures that have the sound /i/ in your book. Write a /i/ under the picture</p>			
		 <p>i</p>		 <p>i</p>	



TUESDAY ACTIVITY 2




	LOOK & SAY	my	family	is	here
	SOUND OUT	p	i	t	pit
		t	i	p	tip
	DRAW	<p>Draw and colour the pictures that have the sound /i/ in your book. Write a /i/ under the picture</p> <div style="display: flex; justify-content: space-around; align-items: center;"> <div style="text-align: center;">  <p>i</p> </div> <div style="text-align: center;">  <p>i</p> </div> </div>			

WEDNESDAY ACTIVITY 1




	LOOK & SAY	my	family	is	here
	SOUND OUT	n	n	n	n
		n	a	p	nap
	DRAW	<p>Draw and colour the pictures that start with /n/ in your book. Write a /n/ under the picture</p> <div style="display: flex; justify-content: space-around; align-items: center;"> <div style="text-align: center;">  <p>n</p> </div> <div style="text-align: center;">  <p>n</p> </div> </div>			

WEDNESDAY ACTIVITY 2




	LOOK & SAY	my	family	is	here
	SOUND OUT	p	i	n	pin

		t	i	n	tin
	DRAW	Draw and colour the pictures that start with /n/ in your book. Write a /n/ under the picture			
					
		n		n	



THURSDAY ACTIVITY 1





	LOOK & SAY	my	family	is	here
	SOUND OUT	sat	pat	tap	sit
		pin	tin	nap	pit
	DRAW	Bongi			

THURSDAY ACTIVITY 2



	LOOK & SAY	my	family	is	here
	SOUND OUT	i	sit	pit	tip
		n	nap	pin	tin
	DRAW	Bongi's family			





FRIDAY ACTIVITY 1

	LOOK & SAY	my	family	is	here
	SOUND OUT	s	i	t	Sit
		n	a	p	nap

	DRAW	<p>Draw and colour the pictures in your book. Write a /i/ or /n/ under the picture.</p> <div style="display: flex; justify-content: space-around; align-items: center;"> <div style="text-align: center;">  i </div> <div style="text-align: center;">  n </div> <div style="text-align: center;">  n </div> </div>
---	------	---

FRIDAY ACTIVITY 2

	LOOK & SAY	my	family	is	here
	SOUND OUT	t	i	p	tip
		p	i	n	pin




	DRAW	<p>Draw and colour the pictures in your book. Write a /i/ or /n/ under the picture.</p> <div style="display: flex; justify-content: space-around; align-items: center;"> <div style="text-align: center;">  i </div> <div style="text-align: center;">  n </div> <div style="text-align: center;">  i </div> </div>
---	------	---

HOME LANGUAGE WORKSHEET




ENGLISH GRADE 1 TERM 1

WEEK 6



MONDAY ACTIVITY 1




	LOOK & SAY	I	love	you	
	SOUND OUT	a	s	t	p
		i	n	sit	pan
	DRAW	A heart			

MONDAY ACTIVITY 2






	LOOK & SAY	I	love	you	
	SOUND OUT	n	a	p	nap
		t	i	p	tip
	DRAW	Someone you love			

TUESDAY ACTIVITY 1






	LOOK & SAY	I	love	you	
	SOUND OUT	m	m	m	m
		m	a	n	man

	DRAW	<p>Draw and colour the pictures that start with /m/ in your book.</p> <p>Write a /m/ under the picture</p> <div style="display: flex; justify-content: space-around; align-items: center;"> <div style="text-align: center;">  <p>m</p> </div> <div style="text-align: center;">  <p>m</p> </div> </div>			
---	------	--	--	--	--






TUESDAY ACTIVITY 2

	LOOK & SAY	I	love	you	
	SOUND OUT	m	a	t	mat
		m	a	p	map
	DRAW	<p>Draw and colour the pictures that start with /m/ in your book.</p> <p>Write the word under the picture</p> <div style="display: flex; justify-content: space-around; align-items: center;"> <div style="text-align: center;">  man </div> <div style="text-align: center;">  mat </div> </div>			




WEDNESDAY ACTIVITY 1

	LOOK & SAY	I	love	you	
	SOUND OUT	d	d	d	d
		s	a	d	sad
	DRAW	<p>Draw and colour the pictures that start with /d/ in your book.</p> <p>Write a /d/ under the picture</p> <div style="display: flex; justify-content: space-around; align-items: center;"> <div style="text-align: center;">  d </div> <div style="text-align: center;">  d </div> </div>			

WEDNESDAY ACTIVITY 2

	LOOK & SAY	I	love	you	
	SOUND OUT	d	a	d	dad
		d	a	m	dam
	DRAW	<p>Draw and colour the pictures that start with /d/ in your book. Write the word under the picture</p> <div style="display: flex; justify-content: space-around; align-items: center;"> <div style="text-align: center;">  <p>dad</p> </div> <div style="text-align: center;">  <p>dam</p> </div> </div>			







THURSDAY ACTIVITY 1

	LOOK & SAY	I	love	you	
	SOUND OUT	m	map	man	mat
		d	dam	dad	sad
	DRAW	Tseko			







THURSDAY ACTIVITY 2

	LOOK & SAY	I	love	you	
	SOUND OUT	m	map	man	mat
		d	dam	dad	sad
	DRAW	Tseko's baby sister			

FRIDAY ACTIVITY 1

	LOOK & SAY	I	love	you	
	SOUND OUT	s	a	d	sad
		m	a	d	mad
	DRAW	<p>Draw and colour the pictures in your book. Write the word under the picture.</p> <div style="display: flex; justify-content: space-around; align-items: center;"> <div style="text-align: center;">  mat </div> <div style="text-align: center;">  dad </div> <div style="text-align: center;">  dam </div> </div>			

FRIDAY ACTIVITY 2




	LOOK & SAY	I	love	you	
	SOUND OUT	d	a	d	dad
		m	a	p	map
	DRAW	<p>Draw and colour the pictures in your book. Write the word under the picture.</p> <div style="display: flex; justify-content: space-around; align-items: center;"> <div style="text-align: center;">  man </div> <div style="text-align: center;">  sad </div> <div style="text-align: center;">  map </div> </div>			

HOME LANGUAGE WORKSHEET




ENGLISH GRADE 1 TERM 1

WEEK 7



MONDAY ACTIVITY 1



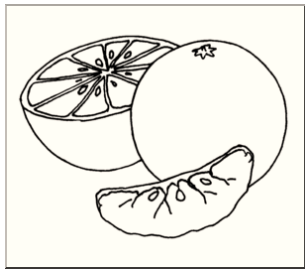
	LOOK & SAY	we	play	outside	
	SOUND OUT	a	s	t	p
		i	n	m	d
	DRAW	You outside			

MONDAY ACTIVITY 2






	LOOK & SAY	we	play	outside	
	SOUND OUT	man	sit	dad	tin
		tap	pat	map	sad
	DRAW	You playing outside			

TUESDAY ACTIVITY 1






	LOOK & SAY	we	play	outside	
	SOUND OUT	o	o	o	o
		p	o	t	pot

	DRAW	<p>Draw and colour the pictures that starts with /o/ in your book.</p> <p>Write an /o/ under the picture</p>			
					
		o		o	






TUESDAY ACTIVITY 2

	LOOK & SAY	we	play	outside	
	SOUND OUT	p	o	t	pot
		m	o	p	mop
	DRAW	<p>Draw and colour the pictures that have the sound /o/ in your book. Write the word under the picture</p> <div style="display: flex; justify-content: space-around; align-items: center;"> <div style="text-align: center;">  mop </div> <div style="text-align: center;">  pot </div> </div>			




WEDNESDAY ACTIVITY 1

	LOOK & SAY	we	play	outside	
	SOUND OUT	g	g	g	g
		g	o	t	got
	DRAW	<p>Draw and colour the pictures that start with /g/ in your book. Write a /g/ under the picture</p> <div style="display: flex; justify-content: space-around; align-items: center;"> <div style="text-align: center;">  g </div> <div style="text-align: center;">  g </div> </div>			




WEDNESDAY ACTIVITY 2

	LOOK & SAY	we	play	outside	
	SOUND OUT	p	i	g	pig
		d	i	g	dig
	DRAW	<p>Draw and colour the pictures that have the sound /g/ in your book. Write the word under the picture</p> <div style="display: flex; justify-content: space-around; align-items: center;"> <div style="text-align: center;">  pig </div> <div style="text-align: center;">  dig </div> </div>			







THURSDAY ACTIVITY 1

	LOOK & SAY	we	play	outside	
	SOUND OUT	o	pot	mop	dot
		g	got	pig	dig
	DRAW	Karabo, Tshepo and Cathy feeling hot			







THURSDAY ACTIVITY 2

	LOOK & SAY	we	play	outside	
	SOUND OUT	o	pot	mop	dot
		g	got	pig	dig
	DRAW	Karabo swimming			

FRIDAY ACTIVITY 1

	LOOK & SAY	we	play	outside	
	SOUND OUT	p	i	g	pig
		m	o	p	mop
	DRAW	<p>Draw and colour the pictures in your book. Write the word under the picture.</p> <div style="display: flex; justify-content: space-around; align-items: center;"> <div style="text-align: center;">  <p>mop</p> </div> <div style="text-align: center;">  <p>dig</p> </div> <div style="text-align: center;">  <p>pot</p> </div> </div>			

FRIDAY ACTIVITY 2




	LOOK & SAY	we	play	outside	
	SOUND OUT	d	o	g	dog
		d	o	t	dot
	DRAW	<p>Draw and colour the pictures in your book. Write the word under the picture.</p> <div style="display: flex; justify-content: space-around; align-items: center;"> <div style="text-align: center;">  <p>pig</p> </div> <div style="text-align: center;">  <p>dot</p> </div> <div style="text-align: center;">  <p>dog</p> </div> </div>			

HOME LANGUAGE WORKSHEET




ENGLISH GRADE 1 TERM 1

WEEK 8






MONDAY ACTIVITY 1

	LOOK & SAY	I	want	to	swim
	SOUND OUT	t	p	a	m
		s	o	g	d
	DRAW	You by the pool			






MONDAY ACTIVITY 2

	LOOK & SAY	I	want	to	swim
	SOUND OUT	man	sit	dad	dot
		tap	pat	pig	sad
	DRAW	You swimming			






TUESDAY ACTIVITY 1

	LOOK & SAY	I	want	to	swim
	SOUND OUT	c	c	c	c
		c	a	t	cat
	DRAW	<p>Draw and colour the pictures that starts with /c/ in your book.</p> <p>Write a /c/ under the picture</p> <div style="display: flex; justify-content: space-around; align-items: center;"> <div style="text-align: center;">  <p>c</p> </div> <div style="text-align: center;">  <p>c</p> </div> </div>			



TUESDAY ACTIVITY 2




	LOOK & SAY	I	want	to	swim
	SOUND OUT	c	a	p	cap
		c	a	n	can
	DRAW	<p>Draw and colour the pictures that start with /c/ in your book.</p> <p>Write the word under the picture</p> <div style="display: flex; justify-content: space-around; align-items: center;"> <div style="text-align: center;">  <p>cat</p> </div> <div style="text-align: center;">  <p>cap</p> </div> </div>			

WEDNESDAY ACTIVITY 1




	LOOK & SAY	I	want	to	swim
	SOUND OUT	k	k	k	k
		k	i	d	kid
	DRAW	<p>Draw and colour the pictures that start with /k/ in your book.</p> <p>Write a /k/ under the picture</p> <div style="display: flex; justify-content: space-around; align-items: center;"> <div style="text-align: center;">  <p>k</p> </div> <div style="text-align: center;">  <p>k</p> </div> </div>			

WEDNESDAY ACTIVITY 2




	LOOK & SAY	I	want	to	swim
	SOUND OUT	k	i	t	kit
		k	i	n	kin

	<p>DRAW</p>	<p>Draw and colour the pictures that start with /k/ in your book. Write the word under the picture</p> <div style="display: flex; justify-content: space-around; align-items: center;"> <div style="text-align: center;">  <p>kid</p> </div> <div style="text-align: center;">  <p>kit</p> </div> </div>
---	--------------------	---



THURSDAY ACTIVITY 1





	<p>LOOK & SAY</p>	<p>I</p>	<p>want</p>	<p>to</p>	<p>swim</p>
	<p>SOUND OUT</p>	<p>c</p>	<p>cat</p>	<p>cap</p>	<p>can</p>
		<p>k</p>	<p>kid</p>	<p>kit</p>	<p>kin</p>
	<p>DRAW</p>	<p>butterflies</p>			

THURSDAY ACTIVITY 2



	<p>LOOK & SAY</p>	<p>I</p>	<p>want</p>	<p>to</p>	<p>swim</p>
	<p>SOUND OUT</p>	<p>c</p>	<p>cat</p>	<p>cap</p>	<p>can</p>
		<p>k</p>	<p>kid</p>	<p>kit</p>	<p>kin</p>
	<p>DRAW</p>	<p>birds</p>			





FRIDAY ACTIVITY 1

	<p>LOOK & SAY</p>	<p>I</p>	<p>want</p>	<p>to</p>	<p>swim</p>
	<p>SOUND OUT</p>	<p>c</p>	<p>a</p>	<p>t</p>	<p>Cat</p>
		<p>k</p>	<p>i</p>	<p>n</p>	<p>kin</p>

	<p>DRAW</p>	<p>Draw and colour the pictures in your book. Write the word under the picture.</p> <div style="display: flex; justify-content: space-around; align-items: center;"> <div style="text-align: center;">  <p>kit</p> </div> <div style="text-align: center;">  <p>cap</p> </div> <div style="text-align: center;">  <p>can</p> </div> </div>		
---	--------------------	--	--	--

FRIDAY ACTIVITY 2

	<p>LOOK & SAY</p>	<p>I</p>	<p>want</p>	<p>to</p>	<p>swim</p>
	<p>SOUND OUT</p>	<p>c</p>	<p>o</p>	<p>t</p>	<p>cot</p>
		<p>k</p>	<p>i</p>	<p>d</p>	<p>kid</p>




	<p>DRAW</p>	<p>Draw and colour the pictures in your book. Write the word under the picture.</p> <div style="display: flex; justify-content: space-around; align-items: center;"> <div style="text-align: center;">  <p>cot</p> </div> <div style="text-align: center;">  <p>kid</p> </div> <div style="text-align: center;">  <p>cat</p> </div> </div>		
---	--------------------	--	--	--

HOME LANGUAGE WORKSHEET




ENGLISH GRADE 1 TERM 1

WEEK 9






MONDAY ACTIVITY 1

	LOOK & SAY	they	feel	happy	
	SOUND OUT	t	k	a	m
		s	o	c	d
	DRAW	How you feel			








MONDAY ACTIVITY 2

	LOOK & SAY	they	feel	happy	
	SOUND OUT	man	kid	dad	dot
		cap	pat	pig	sad
	DRAW	You feeling happy			






TUESDAY ACTIVITY 1

	LOOK & SAY	they	feel	happy	
	SOUND OUT	e	e	e	e
		m	e	n	men
	DRAW	<p>Draw and colour the pictures that starts with /e/ in your book.</p> <p>Write an /e/ under the picture</p> <div style="display: flex; justify-content: space-around; align-items: center;"> <div style="text-align: center;">  <p>e</p> </div> <div style="text-align: center;">  <p>e</p> </div> </div>			



TUESDAY ACTIVITY 2




	LOOK & SAY	they	feel	happy	
	SOUND OUT	n	e	t	net
		t	e	n	ten
	DRAW	<p>Draw and colour the pictures that have the sound /e/ in your book. Write the word under the picture</p> <div style="display: flex; justify-content: space-around; align-items: center;"> <div style="text-align: center;">   net </div> <div style="text-align: center;">   ten </div> </div>			

WEDNESDAY ACTIVITY 1

	LOOK & SAY	they	feel	happy	
	SOUND OUT	ck	ck	ck	ck
		k	i	ck	kick
	DRAW	<p>Draw and colour the pictures that end with /ck/ in your book. Write a /ck/ under the picture</p> <div style="display: flex; justify-content: space-around; align-items: center;"> <div style="text-align: center;">  ck </div> <div style="text-align: center;">  ck </div> </div>			

WEDNESDAY ACTIVITY 2




	LOOK & SAY	they	feel	happy	
	SOUND OUT	k	i	ck	kick
		s	i	ck	sick

	DRAW	Draw and colour the pictures that end with /ck/ in your book. Write the word under the picture
		<div style="display: flex; justify-content: space-around; align-items: center;"> <div style="text-align: center;">  kick </div> <div style="text-align: center;">  sick </div> </div>



THURSDAY ACTIVITY 1





	LOOK & SAY	they	feel	happy	
	SOUND OUT	e	net	men	ten
		ck	kick	sick	sock
	DRAW	Dan			

THURSDAY ACTIVITY 2

	LOOK & SAY	they	feel	happy	
	SOUND OUT	e	net	men	ten
		ck	kick	sick	sock
	DRAW	Dan's teacher			





FRIDAY ACTIVITY 1

	LOOK & SAY	they	feel	happy	
	SOUND OUT	m	e	n	men
		s	i	ck	sick

	<p>DRAW</p>	<p>Draw and colour the pictures in your book. Write the word under the picture.</p> <div style="display: flex; justify-content: space-around; align-items: center;"> <div style="text-align: center;">  <p>ten</p> </div> <div style="text-align: center;">  <p>sick</p> </div> <div style="text-align: center;">  <p>men</p> </div> </div>		
---	--------------------	---	--	--

FRIDAY ACTIVITY 2

	<p>LOOK & SAY</p>	<p>they</p>	<p>feel</p>	<p>happy</p>	
	<p>SOUND OUT</p>	<p>n</p>	<p>e</p>	<p>t</p>	<p>net</p>
		<p>k</p>	<p>i</p>	<p>ck</p>	<p>kick</p>




	<p>DRAW</p>	<p>Draw and colour the pictures in your book. Write the word under the picture.</p> <div style="display: flex; justify-content: space-around; align-items: center;"> <div style="text-align: center;">  <p>sock</p> </div> <div style="text-align: center;">  <p>kick</p> </div> <div style="text-align: center;">  <p>net</p> </div> </div>		
---	--------------------	--	--	--

HOME LANGUAGE WORKSHEET




ENGLISH GRADE 1 TERM 1

WEEK 10






MONDAY ACTIVITY 1

	LOOK & SAY	they	feel	angry	
	SOUND OUT	t	k	a	m
		s	o	c	d
	DRAW	How you feel			






MONDAY ACTIVITY 2

	LOOK & SAY	they	feel	angry	
	SOUND OUT	tap	kid	mat	dam
		sit	dot	cat	dad
	DRAW	You feeling angry			




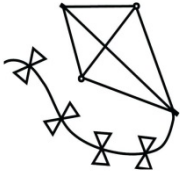

TUESDAY ACTIVITY 1

	LOOK & SAY	they	feel	angry	
	SOUND OUT	p	i	n	pin
		n	e	ck	neck
	DRAW	<p>Draw and colour the pictures in your book. Write the sound it starts with under the picture.</p> <div style="display: flex; justify-content: space-around; align-items: center;"> <div style="text-align: center;">  <p>o</p> </div> <div style="text-align: center;">  <p>p</p> </div> </div>			


TUESDAY ACTIVITY 2




	LOOK & SAY	they	feel	angry	
	SOUND OUT	sat	pit	men	sick
		pig	tin	tap	pot
	DRAW	<p>Draw and colour the pictures in your book. Write the word under the picture</p> <div style="display: flex; justify-content: space-around; align-items: center;"> <div style="text-align: center;">  <p>sick</p> </div> <div style="text-align: center;">  <p>pig</p> </div> </div>			

WEDNESDAY ACTIVITY 1




	LOOK & SAY	they	feel	angry	
	SOUND OUT	pat	mop	dot	ten
		sock	net	got	pin
	DRAW	<p>Draw and colour the pictures in your book. Write the sound it starts with under the picture.</p> <div style="display: flex; justify-content: space-around; align-items: center;"> <div style="text-align: center;">  <p>k</p> </div> <div style="text-align: center;">  <p>s</p> </div> </div>			

WEDNESDAY ACTIVITY 2




	LOOK & SAY	they	feel	angry	
	SOUND OUT	sit	nap	tip	map
		dig	kit	kick	cap

	<p>DRAW</p>	<p>Draw and colour the pictures in your book. Write the word under the picture</p> <div style="display: flex; justify-content: space-around; align-items: center;"> <div style="text-align: center;">  <p>mop</p> </div> <div style="text-align: center;">  <p>ten</p> </div> </div>			
---	--------------------	---	--	--	--


THURSDAY ACTIVITY 1





	<p>LOOK & SAY</p>	they	feel	angry	
	<p>SOUND OUT</p>	kin	can	sad	man
		pick	cot	pit	dig
	<p>DRAW</p>	Buhlebendalo			

THURSDAY ACTIVITY 2



	<p>LOOK & SAY</p>	they	feel	angry	
	<p>SOUND OUT</p>	kick	kin	dot	sad
		mad	men	got	pin
	<p>DRAW</p>	Buhlebendalo looking sad			





FRIDAY ACTIVITY 1

	<p>LOOK & SAY</p>	they	feel	angry	
	<p>SOUND OUT</p>	tin	ten	tip	top
		pat	sat	cap	tap

	<p>DRAW</p>	<p>Draw and colour the pictures in your book. Write the word under the picture.</p> <div style="display: flex; justify-content: space-around; align-items: center;"> <div style="text-align: center;">  cat </div> <div style="text-align: center;">  sad </div> <div style="text-align: center;">  men </div> </div>		
---	--------------------	--	--	--

FRIDAY ACTIVITY 2

	<p>LOOK & SAY</p>	<p>they</p>	<p>feel</p>	<p>angry</p>	
	<p>SOUND OUT</p>	<p>kick</p>	<p>sick</p>	<p>sock</p>	<p>lock</p>
		<p>sad</p>	<p>dad</p>	<p>got</p>	<p>dot</p>




	<p>DRAW</p>	<p>Draw and colour the pictures in your book. Write the word under the picture.</p> <div style="display: flex; justify-content: space-around; align-items: center;"> <div style="text-align: center;">  sock </div> <div style="text-align: center;">  dig </div> <div style="text-align: center;">  net </div> </div>		
---	--------------------	---	--	--

HOME LANGUAGE WORKSHEET




ENGLISH GRADE 1 TERM 1

WEEK 3






MONDAY ACTIVITY 1

	LOOK & SAY	we	go	to	school
	SOUND OUT				
	DRAW	Your school			

MONDAY ACTIVITY 2





	LOOK & SAY	we	go	to	school
	SOUND OUT				
	DRAW	You at school			

TUESDAY ACTIVITY 1






	LOOK & SAY	we	go	to	school
	SOUND OUT	a	a	a	a
	DRAW	<p>Draw and colour the pictures that start with /a/ in your book</p> <div style="display: flex; justify-content: space-around; align-items: center;"> <div style="text-align: center;">  <p>a</p> </div> <div style="text-align: center;">  <p>a</p> </div> </div>			

TUESDAY ACTIVITY 2




	LOOK & SAY	we	go	to	school
---	------------	----	----	----	--------



	SOUND OUT	a	a	a	a
		a	a	a	a
	DRAW	Draw and colour the pictures that start with /a/ in your book			
		 a	 a		

WEDNESDAY ACTIVITY 1




	LOOK & SAY	we	go	to	school
	SOUND OUT	a	a	a	a
		s	s	s	s
	DRAW	Draw and colour the pictures that start with /s/ in your book			
		 s	 s		

WEDNESDAY ACTIVITY 2




	LOOK & SAY	we	go	to	school
	SOUND OUT	a	a	a	a
		s	s	s	s
	DRAW	Draw and colour the pictures that start with /s/ in your book			

		 <p style="text-align: center;">s</p>	 <p style="text-align: center;">s</p>
--	--	--	--



THURSDAY ACTIVITY 1





	LOOK & SAY	we	go	to	school
	SOUND OUT	a	a	a	a
		s	s	s	s
	DRAW	Jabu			

THURSDAY ACTIVITY 2



	LOOK & SAY	we	go	to	school
	SOUND OUT	a	a	a	a
		s	s	s	s
	DRAW	Ben			





FRIDAY ACTIVITY 1

	LOOK & SAY	we	go	to	school
	SOUND OUT	a	a	a	a
		s	s	s	s

	<p>DRAW</p>	<p>Draw and colour the pictures in your book. Write a /a/ or /s/ under the picture</p> <div style="display: flex; justify-content: space-around; align-items: center;"> <div style="text-align: center;">  <p>s</p> </div> <div style="text-align: center;">  <p>s</p> </div> <div style="text-align: center;">  <p>a</p> </div> </div>				
---	--------------------	--	--	--	--	--

FRIDAY ACTIVITY 2

	<p>LOOK & SAY</p>	<p>we</p>	<p>go</p>	<p>to</p>	<p>school</p>	
	<p>SOUND OUT</p>	<p>a</p>	<p>a</p>	<p>a</p>	<p>a</p>	<p>a</p>
		<p>s</p>	<p>s</p>	<p>s</p>	<p>s</p>	<p>s</p>

	<p>DRAW</p>	<p>Draw and colour the pictures in your book. Write a /a/ or /s/ under the picture</p> <div style="display: flex; justify-content: space-around; align-items: center;"> <div style="text-align: center;">  <p>a</p> </div> <div style="text-align: center;">  <p>s</p> </div> <div style="text-align: center;">  <p>a</p> </div> </div>				
--	--------------------	---	--	--	--	--

HOME LANGUAGE WORKSHEET

ENGLISH GRADE 1 TERM 1

WEEK 4






MONDAY ACTIVITY 1

	LOOK & SAY	I	like	to	read
	SOUND OUT	a	a	a	a
		s	s	s	s
	DRAW	You reading			






MONDAY ACTIVITY 2

	LOOK & SAY	I	like	to	read
	SOUND OUT	a	a	a	a
		s	s	s	s
	DRAW	A book			






TUESDAY ACTIVITY 1

	LOOK & SAY	I	like	to	read
	SOUND OUT	s	a	t	sat
		s	a	t	sat
	DRAW	<p>Draw and colour the pictures that start with /t/ in your book.</p> <p>Write a /t/ under the picture</p> <div style="display: flex; justify-content: space-around; align-items: center;"> <div style="text-align: center;">  <p>t</p> </div> <div style="text-align: center;">  <p>t</p> </div> </div>			

TUESDAY ACTIVITY 2


	LOOK & SAY	I	like	to	read
	SOUND OUT	s	a	t	sat
		s	a	t	sat
	DRAW	<p>Draw and colour the pictures that start with /t/ in your book.</p> <p>Write a /t/ under the picture</p>			
					
		t		t	




WEDNESDAY ACTIVITY 1

	LOOK & SAY	I	like	to	read
	SOUND OUT	t	t	t	t
		p	p	p	p
	DRAW	<p>Draw and colour the pictures that start with /p/ in your book.</p> <p>Write a /p/ under the picture</p>			
					
		p		p	

WEDNESDAY ACTIVITY 2

	LOOK & SAY	I	like	to	read
---	------------	---	------	----	------

	SOUND OUT	p	a	t	pat
		t	a	p	tap

	DRAW	Draw and colour the pictures that start with /p/ in your book. Write a /p/ under the picture			
		 <p>p</p>		 <p>p</p>	

THURSDAY ACTIVITY 1


	LOOK & SAY	I	like	to	read
	SOUND OUT	a	s	t	p
		sat	pat	tap	taps
	DRAW	Olwethu			





THURSDAY ACTIVITY 2

	LOOK & SAY	I	like	to	read
	SOUND OUT	s	t	a	p
		tap	pat	sat	pats
	DRAW	Olwethu at school			

FRIDAY ACTIVITY 1


	LOOK & SAY	I	like	to	read
---	------------	---	------	----	------


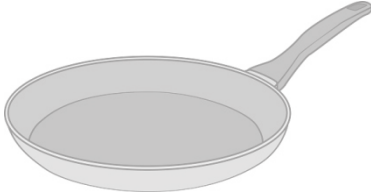


	SOUND OUT	P	a	t	pat
		t	a	p	tap

	DRAW	<p>Draw and colour the pictures in your book. Write a /t/ or /p/ under the picture.</p>			
		 t	 t	 p	

FRIDAY ACTIVITY 2

	LOOK & SAY	I	like	to	read
---	------------	---	------	----	------




	SOUND OUT	s	a	t	sat
		p	a	t	pat

	DRAW	<p>Draw and colour the pictures in your book. Write a /t/ or /p/ under the picture.</p>			
		 p	 p	 t	




HOME LANGUAGE WORKSHEET
ENGLISH GRADE 1 TERM 1

WEEK 5



MONDAY ACTIVITY 1




	LOOK & SAY	my	family	is	here
	SOUND OUT	p	t	a	s
		pat	tap	sat	pats
	DRAW	Your family			

MONDAY ACTIVITY 2






	LOOK & SAY	my	family	is	here
	SOUND OUT	tap	sat	pat	sap
		t	s	p	a
	DRAW	Your house			

TUESDAY ACTIVITY 1






	LOOK & SAY	my	family	is	here
	SOUND OUT	i	i	i	i
		s	i	t	sit

	DRAW	<p>Draw and colour the pictures that have the sound /i/ in your book. Write a /i/ under the picture</p>			
		 <p style="text-align: center;">i</p>		 <p style="text-align: center;">i</p>	



TUESDAY ACTIVITY 2




	LOOK & SAY	my	family	is	here
	SOUND OUT	p	i	t	pit
		t	i	p	tip
	DRAW	<p>Draw and colour the pictures that have the sound /i/ in your book. Write a /i/ under the picture</p> <div style="display: flex; justify-content: space-around; align-items: center;"> <div style="text-align: center;">  <p>i</p> </div> <div style="text-align: center;">  <p>i</p> </div> </div>			

WEDNESDAY ACTIVITY 1




	LOOK & SAY	my	family	is	here
	SOUND OUT	n	n	n	n
		n	a	p	nap
	DRAW	<p>Draw and colour the pictures that start with /n/ in your book. Write a /n/ under the picture</p> <div style="display: flex; justify-content: space-around; align-items: center;"> <div style="text-align: center;">  <p>n</p> </div> <div style="text-align: center;">  <p>n</p> </div> </div>			

WEDNESDAY ACTIVITY 2




	LOOK & SAY	my	family	is	here
	SOUND OUT	p	i	n	pin

		t	i	n	tin
	DRAW	Draw and colour the pictures that start with /n/ in your book. Write a /n/ under the picture			
					
		n		n	



THURSDAY ACTIVITY 1





	LOOK & SAY	my	family	is	here
	SOUND OUT	sat	pat	tap	sit
		pin	tin	nap	pit
	DRAW	Bongi			

THURSDAY ACTIVITY 2



	LOOK & SAY	my	family	is	here
	SOUND OUT	i	sit	pit	tip
		n	nap	pin	tin
	DRAW	Bongi's family			





FRIDAY ACTIVITY 1

	LOOK & SAY	my	family	is	here
	SOUND OUT	s	i	t	Sit
		n	a	p	nap

	DRAW	<p>Draw and colour the pictures in your book. Write a /i/ or /n/ under the picture.</p> <div style="display: flex; justify-content: space-around; align-items: center;"> <div style="text-align: center;">  i </div> <div style="text-align: center;">  n </div> <div style="text-align: center;">  n </div> </div>			
---	------	---	--	--	--

FRIDAY ACTIVITY 2

	LOOK & SAY	my	family	is	here
	SOUND OUT	t	i	p	tip
		p	i	n	pin




	DRAW	<p>Draw and colour the pictures in your book. Write a /i/ or /n/ under the picture.</p> <div style="display: flex; justify-content: space-around; align-items: center;"> <div style="text-align: center;">  i </div> <div style="text-align: center;">  n </div> <div style="text-align: center;">  i </div> </div>			
---	------	---	--	--	--

HOME LANGUAGE WORKSHEET




ENGLISH GRADE 1 TERM 1

WEEK 6



MONDAY ACTIVITY 1




	LOOK & SAY	I	love	you	
	SOUND OUT	a	s	t	p
		i	n	sit	pan
	DRAW	A heart			

MONDAY ACTIVITY 2






	LOOK & SAY	I	love	you	
	SOUND OUT	n	a	p	nap
		t	i	p	tip
	DRAW	Someone you love			

TUESDAY ACTIVITY 1






	LOOK & SAY	I	love	you	
	SOUND OUT	m	m	m	m
		m	a	n	man

	DRAW	<p>Draw and colour the pictures that start with /m/ in your book.</p> <p>Write a /m/ under the picture</p> <div style="display: flex; justify-content: space-around; align-items: center;"> <div style="text-align: center;">  <p>m</p> </div> <div style="text-align: center;">  <p>m</p> </div> </div>			
---	------	--	--	--	--






TUESDAY ACTIVITY 2

	LOOK & SAY	I	love	you	
	SOUND OUT	m	a	t	mat
		m	a	p	map
	DRAW	<p>Draw and colour the pictures that start with /m/ in your book.</p> <p>Write the word under the picture</p>			
					
		man		mat	




WEDNESDAY ACTIVITY 1

	LOOK & SAY	I	love	you	
	SOUND OUT	d	d	d	d
		s	a	d	sad
	DRAW	<p>Draw and colour the pictures that start with /d/ in your book.</p> <p>Write a /d/ under the picture</p>			
					
		d		d	

WEDNESDAY ACTIVITY 2

	LOOK & SAY	I	love	you	
	SOUND OUT	d	a	d	dad
		d	a	m	dam
	DRAW	<p>Draw and colour the pictures that start with /d/ in your book. Write the word under the picture</p> <div style="display: flex; justify-content: space-around; align-items: center;"> <div style="text-align: center;">  <p>dad</p> </div> <div style="text-align: center;">  <p>dam</p> </div> </div>			







THURSDAY ACTIVITY 1

	LOOK & SAY	I	love	you	
	SOUND OUT	m	map	man	mat
		d	dam	dad	sad
	DRAW	Tseko			







THURSDAY ACTIVITY 2

	LOOK & SAY	I	love	you	
	SOUND OUT	m	map	man	mat
		d	dam	dad	sad
	DRAW	Tseko's baby sister			

FRIDAY ACTIVITY 1

	LOOK & SAY	I	love	you	
	SOUND OUT	s	a	d	sad
		m	a	d	mad
	DRAW	<p>Draw and colour the pictures in your book. Write the word under the picture.</p> <div style="display: flex; justify-content: space-around; align-items: center;"> <div style="text-align: center;">  mat </div> <div style="text-align: center;">  dad </div> <div style="text-align: center;">  dam </div> </div>			

FRIDAY ACTIVITY 2




	LOOK & SAY	I	love	you	
	SOUND OUT	d	a	d	dad
		m	a	p	map
	DRAW	<p>Draw and colour the pictures in your book. Write the word under the picture.</p> <div style="display: flex; justify-content: space-around; align-items: center;"> <div style="text-align: center;">  man </div> <div style="text-align: center;">  sad </div> <div style="text-align: center;">  map </div> </div>			

HOME LANGUAGE WORKSHEET




ENGLISH GRADE 1 TERM 1

WEEK 7






MONDAY ACTIVITY 1

	LOOK & SAY	we	play	outside	
	SOUND OUT	a	s	t	p
		i	n	m	d
	DRAW	You outside			






MONDAY ACTIVITY 2

	LOOK & SAY	we	play	outside	
	SOUND OUT	man	sit	dad	tin
		tap	pat	map	sad
	DRAW	You playing outside			






TUESDAY ACTIVITY 1

	LOOK & SAY	we	play	outside	
	SOUND OUT	o	o	o	o
		p	o	t	pot
	DRAW	<p>Draw and colour the pictures that starts with /o/ in your book.</p> <p>Write an /o/ under the picture</p> <div style="display: flex; justify-content: space-around; align-items: center;"> <div style="text-align: center;">  <p>o</p> </div> <div style="text-align: center;">  <p>o</p> </div> </div>			






TUESDAY ACTIVITY 2

	LOOK & SAY	we	play	outside	
	SOUND OUT	p	o	t	pot
		m	o	p	mop
	DRAW	<p>Draw and colour the pictures that have the sound /o/ in your book. Write the word under the picture</p> <div style="display: flex; justify-content: space-around; align-items: center;"> <div style="text-align: center;">  mop </div> <div style="text-align: center;">  pot </div> </div>			




WEDNESDAY ACTIVITY 1

	LOOK & SAY	we	play	outside	
	SOUND OUT	g	g	g	g
		g	o	t	got
	DRAW	<p>Draw and colour the pictures that start with /g/ in your book. Write a /g/ under the picture</p> <div style="display: flex; justify-content: space-around; align-items: center;"> <div style="text-align: center;">  g </div> <div style="text-align: center;">  g </div> </div>			




WEDNESDAY ACTIVITY 2

	LOOK & SAY	we	play	outside	
	SOUND OUT	p	i	g	pig
		d	i	g	dig
	DRAW	<p>Draw and colour the pictures that have the sound /g/ in your book. Write the word under the picture</p>			
		 <p>pig</p>		 <p>dig</p>	







THURSDAY ACTIVITY 1

	LOOK & SAY	we	play	outside	
	SOUND OUT	o	pot	mop	dot
		g	got	pig	dig
	DRAW	Karabo, Tshepo and Cathy feeling hot			







THURSDAY ACTIVITY 2

	LOOK & SAY	we	play	outside	
	SOUND OUT	o	pot	mop	dot
		g	got	pig	dig
	DRAW	Karabo swimming			

FRIDAY ACTIVITY 1

	LOOK & SAY	we	play	outside	
	SOUND OUT	p	i	g	pig
		m	o	p	mop
	DRAW	<p>Draw and colour the pictures in your book. Write the word under the picture.</p> <div style="display: flex; justify-content: space-around; align-items: flex-end;"> <div style="text-align: center;">  <p>mop</p> </div> <div style="text-align: center;">  <p>dig</p> </div> <div style="text-align: center;">  <p>pot</p> </div> </div>			

FRIDAY ACTIVITY 2




	LOOK & SAY	we	play	outside	
	SOUND OUT	d	o	g	dog
		d	o	t	dot
	DRAW	<p>Draw and colour the pictures in your book. Write the word under the picture.</p> <div style="display: flex; justify-content: space-around; align-items: flex-end;"> <div style="text-align: center;">  <p>pig</p> </div> <div style="text-align: center;">  <p>dot</p> </div> <div style="text-align: center;">  <p>dog</p> </div> </div>			

HOME LANGUAGE WORKSHEET




ENGLISH GRADE 1 TERM 1

WEEK 8






MONDAY ACTIVITY 1

	LOOK & SAY	I	want	to	swim
	SOUND OUT	t	p	a	m
		s	o	g	d
	DRAW	You by the pool			






MONDAY ACTIVITY 2

	LOOK & SAY	I	want	to	swim
	SOUND OUT	man	sit	dad	dot
		tap	pat	pig	sad
	DRAW	You swimming			






TUESDAY ACTIVITY 1

	LOOK & SAY	I	want	to	swim
	SOUND OUT	c	c	c	c
		c	a	t	cat
	DRAW	<p>Draw and colour the pictures that starts with /c/ in your book.</p> <p>Write a /c/ under the picture</p> <div style="display: flex; justify-content: space-around; align-items: center;"> <div style="text-align: center;">  <p>c</p> </div> <div style="text-align: center;">  <p>c</p> </div> </div>			



TUESDAY ACTIVITY 2




	LOOK & SAY	I	want	to	swim
	SOUND OUT	c	a	p	cap
		c	a	n	can
	DRAW	<p>Draw and colour the pictures that start with /c/ in your book.</p> <p>Write the word under the picture</p> <div style="display: flex; justify-content: space-around; align-items: center;"> <div style="text-align: center;">  <p>cat</p> </div> <div style="text-align: center;">  <p>cap</p> </div> </div>			

WEDNESDAY ACTIVITY 1




	LOOK & SAY	I	want	to	swim
	SOUND OUT	k	k	k	k
		k	i	d	kid
	DRAW	<p>Draw and colour the pictures that start with /k/ in your book.</p> <p>Write a /k/ under the picture</p> <div style="display: flex; justify-content: space-around; align-items: center;"> <div style="text-align: center;">  <p>k</p> </div> <div style="text-align: center;">  <p>k</p> </div> </div>			

WEDNESDAY ACTIVITY 2




	LOOK & SAY	I	want	to	swim
	SOUND OUT	k	i	t	kit
		k	i	n	kin

	<p>DRAW</p>	<p>Draw and colour the pictures that start with /k/ in your book. Write the word under the picture</p> <div style="display: flex; justify-content: space-around; align-items: center;"> <div style="text-align: center;">  <p>kid</p> </div> <div style="text-align: center;">  <p>kit</p> </div> </div>
---	--------------------	---



THURSDAY ACTIVITY 1





	<p>LOOK & SAY</p>	<p>I</p>	<p>want</p>	<p>to</p>	<p>swim</p>
	<p>SOUND OUT</p>	<p>c</p>	<p>cat</p>	<p>cap</p>	<p>can</p>
		<p>k</p>	<p>kid</p>	<p>kit</p>	<p>kin</p>
	<p>DRAW</p>	<p>butterflies</p>			

THURSDAY ACTIVITY 2



	<p>LOOK & SAY</p>	<p>I</p>	<p>want</p>	<p>to</p>	<p>swim</p>
	<p>SOUND OUT</p>	<p>c</p>	<p>cat</p>	<p>cap</p>	<p>can</p>
		<p>k</p>	<p>kid</p>	<p>kit</p>	<p>kin</p>
	<p>DRAW</p>	<p>birds</p>			





FRIDAY ACTIVITY 1

	<p>LOOK & SAY</p>	<p>I</p>	<p>want</p>	<p>to</p>	<p>swim</p>
	<p>SOUND OUT</p>	<p>c</p>	<p>a</p>	<p>t</p>	<p>Cat</p>
		<p>k</p>	<p>i</p>	<p>n</p>	<p>kin</p>

	<p>DRAW</p>	<p>Draw and colour the pictures in your book. Write the word under the picture.</p> <div style="display: flex; justify-content: space-around; align-items: center;"> <div style="text-align: center;">  <p>kit</p> </div> <div style="text-align: center;">  <p>cap</p> </div> <div style="text-align: center;">  <p>can</p> </div> </div>		
---	--------------------	--	--	--

FRIDAY ACTIVITY 2

	<p>LOOK & SAY</p>	<p>I</p>	<p>want</p>	<p>to</p>	<p>swim</p>
	<p>SOUND OUT</p>	<p>c</p>	<p>o</p>	<p>t</p>	<p>cot</p>
		<p>k</p>	<p>i</p>	<p>d</p>	<p>kid</p>




	<p>DRAW</p>	<p>Draw and colour the pictures in your book. Write the word under the picture.</p> <div style="display: flex; justify-content: space-around; align-items: center;"> <div style="text-align: center;">  <p>cot</p> </div> <div style="text-align: center;">  <p>kid</p> </div> <div style="text-align: center;">  <p>cat</p> </div> </div>		
---	--------------------	--	--	--

HOME LANGUAGE WORKSHEET




ENGLISH GRADE 1 TERM 1

WEEK 9






MONDAY ACTIVITY 1

	LOOK & SAY	they	feel	happy	
	SOUND OUT	t	k	a	m
		s	o	c	d
	DRAW	How you feel			








MONDAY ACTIVITY 2

	LOOK & SAY	they	feel	happy	
	SOUND OUT	man	kid	dad	dot
		cap	pat	pig	sad
	DRAW	You feeling happy			






TUESDAY ACTIVITY 1

	LOOK & SAY	they	feel	happy	
	SOUND OUT	e	e	e	e
		m	e	n	men
	DRAW	<p>Draw and colour the pictures that starts with /e/ in your book.</p> <p>Write an /e/ under the picture</p> <div style="display: flex; justify-content: space-around; align-items: center;"> <div style="text-align: center;">  <p>e</p> </div> <div style="text-align: center;">  <p>e</p> </div> </div>			



TUESDAY ACTIVITY 2




	LOOK & SAY	they	feel	happy	
	SOUND OUT	n	e	t	net
		t	e	n	ten
	DRAW	<p>Draw and colour the pictures that have the sound /e/ in your book. Write the word under the picture</p> <div style="display: flex; justify-content: space-around; align-items: center;"> <div style="text-align: center;">   net </div> <div style="text-align: center;">   ten </div> </div>			

WEDNESDAY ACTIVITY 1

	LOOK & SAY	they	feel	happy	
	SOUND OUT	ck	ck	ck	ck
		k	i	ck	kick
	DRAW	<p>Draw and colour the pictures that end with /ck/ in your book. Write a /ck/ under the picture</p> <div style="display: flex; justify-content: space-around; align-items: center;"> <div style="text-align: center;">  ck </div> <div style="text-align: center;">  ck </div> </div>			

WEDNESDAY ACTIVITY 2




	LOOK & SAY	they	feel	happy	
	SOUND OUT	k	i	ck	kick
		s	i	ck	sick

	DRAW	<p>Draw and colour the pictures that end with /ck/ in your book. Write the word under the picture</p> <div style="display: flex; justify-content: space-around; align-items: center;"> <div style="text-align: center;">  <p>kick</p> </div> <div style="text-align: center;">  <p>sick</p> </div> </div>
---	-------------	--



THURSDAY ACTIVITY 1





	LOOK & SAY	they	feel	happy	
	SOUND OUT	e	net	men	ten
		ck	kick	sick	sock
	DRAW	Dan			

THURSDAY ACTIVITY 2

	LOOK & SAY	they	feel	happy	
	SOUND OUT	e	net	men	ten
		ck	kick	sick	sock
	DRAW	Dan's teacher			





FRIDAY ACTIVITY 1

	LOOK & SAY	they	feel	happy	
	SOUND OUT	m	e	n	men
		s	i	ck	sick

	<p>DRAW</p>	<p>Draw and colour the pictures in your book. Write the word under the picture.</p> <div style="display: flex; justify-content: space-around; align-items: center;"> <div style="text-align: center;">  <p>ten</p> </div> <div style="text-align: center;">  <p>sick</p> </div> <div style="text-align: center;">  <p>men</p> </div> </div>		
---	--------------------	---	--	--

FRIDAY ACTIVITY 2

	<p>LOOK & SAY</p>	<p>they</p>	<p>feel</p>	<p>happy</p>	
	<p>SOUND OUT</p>	<p>n</p>	<p>e</p>	<p>t</p>	<p>net</p>
		<p>k</p>	<p>i</p>	<p>ck</p>	<p>kick</p>




	<p>DRAW</p>	<p>Draw and colour the pictures in your book. Write the word under the picture.</p> <div style="display: flex; justify-content: space-around; align-items: center;"> <div style="text-align: center;">  <p>sock</p> </div> <div style="text-align: center;">  <p>kick</p> </div> <div style="text-align: center;">  <p>net</p> </div> </div>		
---	--------------------	--	--	--

HOME LANGUAGE WORKSHEET




ENGLISH GRADE 1 TERM 1

WEEK 10






MONDAY ACTIVITY 1

	LOOK & SAY	they	feel	angry	
	SOUND OUT	t	k	a	m
		s	o	c	d
	DRAW	How you feel			






MONDAY ACTIVITY 2

	LOOK & SAY	they	feel	angry	
	SOUND OUT	tap	kid	mat	dam
		sit	dot	cat	dad
	DRAW	You feeling angry			






TUESDAY ACTIVITY 1

	LOOK & SAY	they	feel	angry	
	SOUND OUT	p	i	n	pin
		n	e	ck	neck
	DRAW	<p>Draw and colour the pictures in your book. Write the sound it starts with under the picture.</p> <div style="display: flex; justify-content: space-around; align-items: center;"> <div style="text-align: center;">  o </div> <div style="text-align: center;">  p </div> </div>			

TUESDAY ACTIVITY 2




	LOOK & SAY	they	feel	angry	
	SOUND OUT	sat	pit	men	sick
		pig	tin	tap	pot
	DRAW	<p>Draw and colour the pictures in your book. Write the word under the picture</p> <div style="display: flex; justify-content: space-around; align-items: center;"> <div style="text-align: center;">  <p>sick</p> </div> <div style="text-align: center;">  <p>pig</p> </div> </div>			

WEDNESDAY ACTIVITY 1




	LOOK & SAY	they	feel	angry	
	SOUND OUT	pat	mop	dot	ten
		sock	net	got	pin
	DRAW	<p>Draw and colour the pictures in your book. Write the sound it starts with under the picture.</p> <div style="display: flex; justify-content: space-around; align-items: center;"> <div style="text-align: center;">  <p>k</p> </div> <div style="text-align: center;">  <p>s</p> </div> </div>			

WEDNESDAY ACTIVITY 2




	LOOK & SAY	they	feel	angry	
	SOUND OUT	sit	nap	tip	map
		dig	kit	kick	cap

	<p>DRAW</p>	<p>Draw and colour the pictures in your book. Write the word under the picture</p> <div style="display: flex; justify-content: space-around; align-items: center;"> <div style="text-align: center;">  <p>mop</p> </div> <div style="text-align: center;">  <p>ten</p> </div> </div>			
---	--------------------	---	--	--	--


THURSDAY ACTIVITY 1





	<p>LOOK & SAY</p>	they	feel	angry	
	<p>SOUND OUT</p>	kin	can	sad	man
		pick	cot	pit	dig
	<p>DRAW</p>	Buhlebendalo			

THURSDAY ACTIVITY 2



	<p>LOOK & SAY</p>	they	feel	angry	
	<p>SOUND OUT</p>	kick	kin	dot	sad
		mad	men	got	pin
	<p>DRAW</p>	Buhlebendalo looking sad			





FRIDAY ACTIVITY 1

	<p>LOOK & SAY</p>	they	feel	angry	
	<p>SOUND OUT</p>	tin	ten	tip	top
		pat	sat	cap	tap

	<p>DRAW</p>	<p>Draw and colour the pictures in your book. Write the word under the picture.</p> <div style="display: flex; justify-content: space-around; align-items: center;"> <div style="text-align: center;">  cat </div> <div style="text-align: center;">  sad </div> <div style="text-align: center;">  men </div> </div>		
---	--------------------	--	--	--

FRIDAY ACTIVITY 2

	<p>LOOK & SAY</p>	<p>they</p>	<p>feel</p>	<p>angry</p>	
	<p>SOUND OUT</p>	<p>kick</p>	<p>sick</p>	<p>sock</p>	<p>lock</p>
		<p>sad</p>	<p>dad</p>	<p>got</p>	<p>dot</p>




	<p>DRAW</p>	<p>Draw and colour the pictures in your book. Write the word under the picture.</p> <div style="display: flex; justify-content: space-around; align-items: center;"> <div style="text-align: center;">  sock </div> <div style="text-align: center;">  dig </div> <div style="text-align: center;">  net </div> </div>		
---	--------------------	---	--	--

HOME LANGUAGE WORKSHEET




ENGLISH GRADE 1 TERM 1

WEEK 3






MONDAY ACTIVITY 1

	LOOK & SAY	we	go	to	school
	SOUND OUT				
	DRAW	Your school			

MONDAY ACTIVITY 2





	LOOK & SAY	we	go	to	school
	SOUND OUT				
	DRAW	You at school			

TUESDAY ACTIVITY 1






	LOOK & SAY	we	go	to	school
	SOUND OUT	a	a	a	a
	DRAW	<p>Draw and colour the pictures that start with /a/ in your book</p> <div style="display: flex; justify-content: space-around; align-items: center;"> <div style="text-align: center;">  <p>a</p> </div> <div style="text-align: center;">  <p>a</p> </div> </div>			

TUESDAY ACTIVITY 2




	LOOK & SAY	we	go	to	school
---	------------	----	----	----	--------



	SOUND OUT	a	a	a	a
		a	a	a	a
	DRAW	Draw and colour the pictures that start with /a/ in your book			
		 a	 a		

WEDNESDAY ACTIVITY 1




	LOOK & SAY	we	go	to	school
	SOUND OUT	a	a	a	a
		s	s	s	s
	DRAW	Draw and colour the pictures that start with /s/ in your book			
		 s	 s		

WEDNESDAY ACTIVITY 2




	LOOK & SAY	we	go	to	school
	SOUND OUT	a	a	a	a
		s	s	s	s
	DRAW	Draw and colour the pictures that start with /s/ in your book			

		 <p style="text-align: center;">s</p>	 <p style="text-align: center;">s</p>
--	--	--	--



THURSDAY ACTIVITY 1





	LOOK & SAY	we	go	to	school
	SOUND OUT	a	a	a	a
		s	s	s	s
	DRAW	Jabu			

THURSDAY ACTIVITY 2



	LOOK & SAY	we	go	to	school
	SOUND OUT	a	a	a	a
		s	s	s	s
	DRAW	Ben			





FRIDAY ACTIVITY 1

	LOOK & SAY	we	go	to	school
	SOUND OUT	a	a	a	a
		s	s	s	s

	<p>DRAW</p>	<p>Draw and colour the pictures in your book. Write a /a/ or /s/ under the picture</p> <div style="display: flex; justify-content: space-around; align-items: center;"> <div style="text-align: center;">  <p>s</p> </div> <div style="text-align: center;">  <p>s</p> </div> <div style="text-align: center;">  <p>a</p> </div> </div>
---	--------------------	--

FRIDAY ACTIVITY 2

	<p>LOOK & SAY</p>	<p>we</p>	<p>go</p>	<p>to</p>	<p>school</p>	
	<p>SOUND OUT</p>	<p>a</p>	<p>a</p>	<p>a</p>	<p>a</p>	<p>a</p>
		<p>s</p>	<p>s</p>	<p>s</p>	<p>s</p>	<p>s</p>

	<p>DRAW</p>	<p>Draw and colour the pictures in your book. Write a /a/ or /s/ under the picture</p> <div style="display: flex; justify-content: space-around; align-items: center;"> <div style="text-align: center;">  <p>a</p> </div> <div style="text-align: center;">  <p>s</p> </div> <div style="text-align: center;">  <p>a</p> </div> </div>
--	--------------------	---

HOME LANGUAGE WORKSHEET

ENGLISH GRADE 1 TERM 1

WEEK 4






MONDAY ACTIVITY 1

	LOOK & SAY	I	like	to	read
	SOUND OUT	a	a	a	a
		s	s	s	s
	DRAW	You reading			






MONDAY ACTIVITY 2

	LOOK & SAY	I	like	to	read
	SOUND OUT	a	a	a	a
		s	s	s	s
	DRAW	A book			






TUESDAY ACTIVITY 1

	LOOK & SAY	I	like	to	read
	SOUND OUT	s	a	t	sat
		s	a	t	sat
	DRAW	<p>Draw and colour the pictures that start with /t/ in your book.</p> <p>Write a /t/ under the picture</p> <div style="display: flex; justify-content: space-around; align-items: center;"> <div style="text-align: center;">  <p>t</p> </div> <div style="text-align: center;">  <p>t</p> </div> </div>			

TUESDAY ACTIVITY 2


	LOOK & SAY	I	like	to	read
	SOUND OUT	s	a	t	sat
		s	a	t	sat
	DRAW	<p>Draw and colour the pictures that start with /t/ in your book.</p> <p>Write a /t/ under the picture</p>			
					
		t		t	




WEDNESDAY ACTIVITY 1

	LOOK & SAY	I	like	to	read
	SOUND OUT	t	t	t	t
		p	p	p	p
	DRAW	<p>Draw and colour the pictures that start with /p/ in your book.</p> <p>Write a /p/ under the picture</p>			
					
		p		p	

WEDNESDAY ACTIVITY 2

	LOOK & SAY	I	like	to	read
---	------------	---	------	----	------

	SOUND OUT	p	a	t	pat
		t	a	p	tap

	DRAW	<p>Draw and colour the pictures that start with /p/ in your book.</p> <p>Write a /p/ under the picture</p>			
				p	p

THURSDAY ACTIVITY 1


	LOOK & SAY	I	like	to	read
	SOUND OUT	a	s	t	p
		sat	pat	tap	taps
	DRAW	Olwethu			





THURSDAY ACTIVITY 2

	LOOK & SAY	I	like	to	read
	SOUND OUT	s	t	a	p
		tap	pat	sat	pats
	DRAW	Olwethu at school			

FRIDAY ACTIVITY 1


	LOOK & SAY	I	like	to	read
---	------------	---	------	----	------





	SOUND OUT	P	a	t	pat
		t	a	p	tap

	DRAW	Draw and colour the pictures in your book. Write a /t/ or /p/ under the picture.			
		 t	 t	 p	

FRIDAY ACTIVITY 2

	LOOK & SAY	I	like	to	read
---	------------	---	------	----	------




	SOUND OUT	s	a	t	sat
		p	a	t	pat

	DRAW	Draw and colour the pictures in your book. Write a /t/ or /p/ under the picture.			
		 p	 p	 t	




HOME LANGUAGE WORKSHEET
ENGLISH GRADE 1 TERM 1

WEEK 5



MONDAY ACTIVITY 1




	LOOK & SAY	my	family	is	here
	SOUND OUT	p	t	a	s
		pat	tap	sat	pats
	DRAW	Your family			

MONDAY ACTIVITY 2






	LOOK & SAY	my	family	is	here
	SOUND OUT	tap	sat	pat	sap
		t	s	p	a
	DRAW	Your house			

TUESDAY ACTIVITY 1






	LOOK & SAY	my	family	is	here
	SOUND OUT	i	i	i	i
		s	i	t	sit

	DRAW	<p>Draw and colour the pictures that have the sound /i/ in your book. Write a /i/ under the picture</p>			
		 <p style="text-align: center;">i</p>		 <p style="text-align: center;">i</p>	



TUESDAY ACTIVITY 2




	LOOK & SAY	my	family	is	here
	SOUND OUT	p	i	t	pit
		t	i	p	tip
	DRAW	<p>Draw and colour the pictures that have the sound /i/ in your book. Write a /i/ under the picture</p> <div style="display: flex; justify-content: space-around; align-items: center;"> <div style="text-align: center;">  <p>i</p> </div> <div style="text-align: center;">  <p>i</p> </div> </div>			

WEDNESDAY ACTIVITY 1




	LOOK & SAY	my	family	is	here
	SOUND OUT	n	n	n	n
		n	a	p	nap
	DRAW	<p>Draw and colour the pictures that start with /n/ in your book. Write a /n/ under the picture</p> <div style="display: flex; justify-content: space-around; align-items: center;"> <div style="text-align: center;">  <p>n</p> </div> <div style="text-align: center;">  <p>n</p> </div> </div>			

WEDNESDAY ACTIVITY 2




	LOOK & SAY	my	family	is	here
	SOUND OUT	p	i	n	pin

		t	i	n	tin
	DRAW	Draw and colour the pictures that start with /n/ in your book. Write a /n/ under the picture			
					
		n		n	



THURSDAY ACTIVITY 1





	LOOK & SAY	my	family	is	here
	SOUND OUT	sat	pat	tap	sit
		pin	tin	nap	pit
	DRAW	Bongi			

THURSDAY ACTIVITY 2



	LOOK & SAY	my	family	is	here
	SOUND OUT	i	sit	pit	tip
		n	nap	pin	tin
	DRAW	Bongi's family			





FRIDAY ACTIVITY 1

	LOOK & SAY	my	family	is	here
	SOUND OUT	s	i	t	Sit
		n	a	p	nap

	DRAW	<p>Draw and colour the pictures in your book. Write a /i/ or /n/ under the picture.</p> <div style="display: flex; justify-content: space-around; align-items: center;"> <div style="text-align: center;">  i </div> <div style="text-align: center;">  n </div> <div style="text-align: center;">  n </div> </div>
---	------	---

FRIDAY ACTIVITY 2

	LOOK & SAY	my	family	is	here
	SOUND OUT	t	i	p	tip
		p	i	n	pin




	DRAW	<p>Draw and colour the pictures in your book. Write a /i/ or /n/ under the picture.</p> <div style="display: flex; justify-content: space-around; align-items: center;"> <div style="text-align: center;">  i </div> <div style="text-align: center;">  n </div> <div style="text-align: center;">  i </div> </div>
---	------	---

HOME LANGUAGE WORKSHEET




ENGLISH GRADE 1 TERM 1

WEEK 6



MONDAY ACTIVITY 1




	LOOK & SAY	I	love	you	
	SOUND OUT	a	s	t	p
		i	n	sit	pan
	DRAW	A heart			

MONDAY ACTIVITY 2





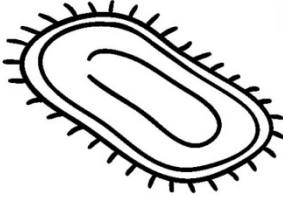
	LOOK & SAY	I	love	you	
	SOUND OUT	n	a	p	nap
		t	i	p	tip
	DRAW	Someone you love			

TUESDAY ACTIVITY 1






	LOOK & SAY	I	love	you	
	SOUND OUT	m	m	m	m
		m	a	n	man

	DRAW	<p>Draw and colour the pictures that start with /m/ in your book.</p> <p>Write a /m/ under the picture</p> <div style="display: flex; justify-content: space-around; align-items: center;"> <div style="text-align: center;">  <p>m</p> </div> <div style="text-align: center;">  <p>m</p> </div> </div>			
---	------	--	--	--	--






TUESDAY ACTIVITY 2

	LOOK & SAY	I	love	you	
	SOUND OUT	m	a	t	mat
		m	a	p	map
	DRAW	<p>Draw and colour the pictures that start with /m/ in your book.</p> <p>Write the word under the picture</p>			
					
		man		mat	




WEDNESDAY ACTIVITY 1

	LOOK & SAY	I	love	you	
	SOUND OUT	d	d	d	d
		s	a	d	sad
	DRAW	<p>Draw and colour the pictures that start with /d/ in your book.</p> <p>Write a /d/ under the picture</p>			
					
		d		d	

WEDNESDAY ACTIVITY 2

	LOOK & SAY	I	love	you	
	SOUND OUT	d	a	d	dad
		d	a	m	dam
	DRAW	<p>Draw and colour the pictures that start with /d/ in your book. Write the word under the picture</p> <div style="display: flex; justify-content: space-around; align-items: center;"> <div style="text-align: center;">  <p>dad</p> </div> <div style="text-align: center;">  <p>dam</p> </div> </div>			







THURSDAY ACTIVITY 1

	LOOK & SAY	I	love	you	
	SOUND OUT	m	map	man	mat
		d	dam	dad	sad
	DRAW	Tseko			







THURSDAY ACTIVITY 2

	LOOK & SAY	I	love	you	
	SOUND OUT	m	map	man	mat
		d	dam	dad	sad
	DRAW	Tseko's baby sister			

FRIDAY ACTIVITY 1

	LOOK & SAY	I	love	you	
	SOUND OUT	s	a	d	sad
		m	a	d	mad
	DRAW	<p>Draw and colour the pictures in your book. Write the word under the picture.</p> <div style="display: flex; justify-content: space-around; align-items: center;"> <div style="text-align: center;">  <p>mat</p> </div> <div style="text-align: center;">  <p>dad</p> </div> <div style="text-align: center;">  <p>dam</p> </div> </div>			

FRIDAY ACTIVITY 2




	LOOK & SAY	I	love	you	
	SOUND OUT	d	a	d	dad
		m	a	p	map
	DRAW	<p>Draw and colour the pictures in your book. Write the word under the picture.</p> <div style="display: flex; justify-content: space-around; align-items: center;"> <div style="text-align: center;">  <p>man</p> </div> <div style="text-align: center;">  <p>sad</p> </div> <div style="text-align: center;">  <p>map</p> </div> </div>			

HOME LANGUAGE WORKSHEET




ENGLISH GRADE 1 TERM 1

WEEK 7



MONDAY ACTIVITY 1




	LOOK & SAY	we	play	outside	
	SOUND OUT	a	s	t	p
		i	n	m	d
	DRAW	You outside			

MONDAY ACTIVITY 2






	LOOK & SAY	we	play	outside	
	SOUND OUT	man	sit	dad	tin
		tap	pat	map	sad
	DRAW	You playing outside			

TUESDAY ACTIVITY 1






	LOOK & SAY	we	play	outside	
	SOUND OUT	o	o	o	o
		p	o	t	pot

	DRAW	<p>Draw and colour the pictures that starts with /o/ in your book.</p> <p>Write an /o/ under the picture</p>			
					
		o		o	






TUESDAY ACTIVITY 2

	LOOK & SAY	we	play	outside	
	SOUND OUT	p	o	t	pot
		m	o	p	mop
	DRAW	<p>Draw and colour the pictures that have the sound /o/ in your book. Write the word under the picture</p> <div style="display: flex; justify-content: space-around; align-items: center;"> <div style="text-align: center;">  mop </div> <div style="text-align: center;">  pot </div> </div>			




WEDNESDAY ACTIVITY 1

	LOOK & SAY	we	play	outside	
	SOUND OUT	g	g	g	g
		g	o	t	got
	DRAW	<p>Draw and colour the pictures that start with /g/ in your book. Write a /g/ under the picture</p> <div style="display: flex; justify-content: space-around; align-items: center;"> <div style="text-align: center;">  g </div> <div style="text-align: center;">  g </div> </div>			




WEDNESDAY ACTIVITY 2

	LOOK & SAY	we	play	outside	
	SOUND OUT	p	i	g	pig
		d	i	g	dig
	DRAW	<p>Draw and colour the pictures that have the sound /g/ in your book. Write the word under the picture</p>			
		 <p>pig</p>		 <p>dig</p>	







THURSDAY ACTIVITY 1

	LOOK & SAY	we	play	outside	
	SOUND OUT	o	pot	mop	dot
		g	got	pig	dig
	DRAW	Karabo, Tshepo and Cathy feeling hot			







THURSDAY ACTIVITY 2

	LOOK & SAY	we	play	outside	
	SOUND OUT	o	pot	mop	dot
		g	got	pig	dig
	DRAW	Karabo swimming			

FRIDAY ACTIVITY 1

	LOOK & SAY	we	play	outside	
	SOUND OUT	p	i	g	pig
		m	o	p	mop
	DRAW	<p>Draw and colour the pictures in your book. Write the word under the picture.</p> <div style="display: flex; justify-content: space-around; align-items: flex-end;"> <div style="text-align: center;">  <p>mop</p> </div> <div style="text-align: center;">  <p>dig</p> </div> <div style="text-align: center;">  <p>pot</p> </div> </div>			

FRIDAY ACTIVITY 2




	LOOK & SAY	we	play	outside	
	SOUND OUT	d	o	g	dog
		d	o	t	dot
	DRAW	<p>Draw and colour the pictures in your book. Write the word under the picture.</p> <div style="display: flex; justify-content: space-around; align-items: flex-end;"> <div style="text-align: center;">  <p>pig</p> </div> <div style="text-align: center;">  <p>dot</p> </div> <div style="text-align: center;">  <p>dog</p> </div> </div>			

HOME LANGUAGE WORKSHEET




ENGLISH GRADE 1 TERM 1

WEEK 8






MONDAY ACTIVITY 1

	LOOK & SAY	I	want	to	swim
	SOUND OUT	t	p	a	m
		s	o	g	d
	DRAW	You by the pool			






MONDAY ACTIVITY 2

	LOOK & SAY	I	want	to	swim
	SOUND OUT	man	sit	dad	dot
		tap	pat	pig	sad
	DRAW	You swimming			






TUESDAY ACTIVITY 1

	LOOK & SAY	I	want	to	swim
	SOUND OUT	c	c	c	c
		c	a	t	cat
	DRAW	<p>Draw and colour the pictures that starts with /c/ in your book.</p> <p>Write a /c/ under the picture</p> <div style="display: flex; justify-content: space-around; align-items: center;"> <div style="text-align: center;">  <p>c</p> </div> <div style="text-align: center;">  <p>c</p> </div> </div>			



TUESDAY ACTIVITY 2




	LOOK & SAY	I	want	to	swim
	SOUND OUT	c	a	p	cap
		c	a	n	can
	DRAW	<p>Draw and colour the pictures that start with /c/ in your book. Write the word under the picture</p> <div style="display: flex; justify-content: space-around; align-items: center;"> <div style="text-align: center;">  cat </div> <div style="text-align: center;">  cap </div> </div>			

WEDNESDAY ACTIVITY 1




	LOOK & SAY	I	want	to	swim
	SOUND OUT	k	k	k	k
		k	i	d	kid
	DRAW	<p>Draw and colour the pictures that start with /k/ in your book. Write a /k/ under the picture</p> <div style="display: flex; justify-content: space-around; align-items: center;"> <div style="text-align: center;">  k </div> <div style="text-align: center;">  k </div> </div>			

WEDNESDAY ACTIVITY 2




	LOOK & SAY	I	want	to	swim
	SOUND OUT	k	i	t	kit
		k	i	n	kin

	<p>DRAW</p>	<p>Draw and colour the pictures that start with /k/ in your book. Write the word under the picture</p> <div style="display: flex; justify-content: space-around; align-items: center;"> <div style="text-align: center;">  <p>kid</p> </div> <div style="text-align: center;">  <p>kit</p> </div> </div>
---	--------------------	---



THURSDAY ACTIVITY 1





	<p>LOOK & SAY</p>	<p>I</p>	<p>want</p>	<p>to</p>	<p>swim</p>
	<p>SOUND OUT</p>	<p>c</p>	<p>cat</p>	<p>cap</p>	<p>can</p>
		<p>k</p>	<p>kid</p>	<p>kit</p>	<p>kin</p>
	<p>DRAW</p>	<p>butterflies</p>			

THURSDAY ACTIVITY 2



	<p>LOOK & SAY</p>	<p>I</p>	<p>want</p>	<p>to</p>	<p>swim</p>
	<p>SOUND OUT</p>	<p>c</p>	<p>cat</p>	<p>cap</p>	<p>can</p>
		<p>k</p>	<p>kid</p>	<p>kit</p>	<p>kin</p>
	<p>DRAW</p>	<p>birds</p>			





FRIDAY ACTIVITY 1

	<p>LOOK & SAY</p>	<p>I</p>	<p>want</p>	<p>to</p>	<p>swim</p>
	<p>SOUND OUT</p>	<p>c</p>	<p>a</p>	<p>t</p>	<p>Cat</p>
		<p>k</p>	<p>i</p>	<p>n</p>	<p>kin</p>

	<p>DRAW</p>	<p>Draw and colour the pictures in your book. Write the word under the picture.</p> <div style="display: flex; justify-content: space-around; align-items: center;"> <div style="text-align: center;">  <p>kit</p> </div> <div style="text-align: center;">  <p>cap</p> </div> <div style="text-align: center;">  <p>can</p> </div> </div>		
---	--------------------	--	--	--

FRIDAY ACTIVITY 2

	<p>LOOK & SAY</p>	<p>I</p>	<p>want</p>	<p>to</p>	<p>swim</p>
	<p>SOUND OUT</p>	<p>c</p>	<p>o</p>	<p>t</p>	<p>cot</p>
		<p>k</p>	<p>i</p>	<p>d</p>	<p>kid</p>




	<p>DRAW</p>	<p>Draw and colour the pictures in your book. Write the word under the picture.</p> <div style="display: flex; justify-content: space-around; align-items: center;"> <div style="text-align: center;">  <p>cot</p> </div> <div style="text-align: center;">  <p>kid</p> </div> <div style="text-align: center;">  <p>cat</p> </div> </div>		
---	--------------------	--	--	--

HOME LANGUAGE WORKSHEET




ENGLISH GRADE 1 TERM 1

WEEK 9






MONDAY ACTIVITY 1

	LOOK & SAY	they	feel	happy	
	SOUND OUT	t	k	a	m
		s	o	c	d
	DRAW	How you feel			








MONDAY ACTIVITY 2

	LOOK & SAY	they	feel	happy	
	SOUND OUT	man	kid	dad	dot
		cap	pat	pig	sad
	DRAW	You feeling happy			






TUESDAY ACTIVITY 1

	LOOK & SAY	they	feel	happy	
	SOUND OUT	e	e	e	e
		m	e	n	men
	DRAW	<p>Draw and colour the pictures that starts with /e/ in your book.</p> <p>Write an /e/ under the picture</p> <div style="display: flex; justify-content: space-around; align-items: center;"> <div style="text-align: center;">  <p>e</p> </div> <div style="text-align: center;">  <p>e</p> </div> </div>			



TUESDAY ACTIVITY 2




	LOOK & SAY	they	feel	happy	
	SOUND OUT	n	e	t	net
		t	e	n	ten
	DRAW	<p>Draw and colour the pictures that have the sound /e/ in your book. Write the word under the picture</p> <div style="display: flex; justify-content: space-around; align-items: center;"> <div style="text-align: center;">   net </div> <div style="text-align: center;">   ten </div> </div>			

WEDNESDAY ACTIVITY 1

	LOOK & SAY	they	feel	happy	
	SOUND OUT	ck	ck	ck	ck
		k	i	ck	kick
	DRAW	<p>Draw and colour the pictures that end with /ck/ in your book. Write a /ck/ under the picture</p> <div style="display: flex; justify-content: space-around; align-items: center;"> <div style="text-align: center;">  ck </div> <div style="text-align: center;">  ck </div> </div>			

WEDNESDAY ACTIVITY 2




	LOOK & SAY	they	feel	happy	
	SOUND OUT	k	i	ck	kick
		s	i	ck	sick

	DRAW	Draw and colour the pictures that end with /ck/ in your book. Write the word under the picture
		<div style="display: flex; justify-content: space-around; align-items: center;"> <div style="text-align: center;">  kick </div> <div style="text-align: center;">  sick </div> </div>



THURSDAY ACTIVITY 1





	LOOK & SAY	they	feel	happy	
	SOUND OUT	e	net	men	ten
		ck	kick	sick	sock
	DRAW	Dan			

THURSDAY ACTIVITY 2

	LOOK & SAY	they	feel	happy	
	SOUND OUT	e	net	men	ten
		ck	kick	sick	sock
	DRAW	Dan's teacher			





FRIDAY ACTIVITY 1

	LOOK & SAY	they	feel	happy	
	SOUND OUT	m	e	n	men
		s	i	ck	sick

	<p>DRAW</p>	<p>Draw and colour the pictures in your book. Write the word under the picture.</p> <div style="display: flex; justify-content: space-around; align-items: center;"> <div style="text-align: center;">  <p>ten</p> </div> <div style="text-align: center;">  <p>sick</p> </div> <div style="text-align: center;">  <p>men</p> </div> </div>		
---	--------------------	---	--	--

FRIDAY ACTIVITY 2

	<p>LOOK & SAY</p>	<p>they</p>	<p>feel</p>	<p>happy</p>	
	<p>SOUND OUT</p>	<p>n</p>	<p>e</p>	<p>t</p>	<p>net</p>
		<p>k</p>	<p>i</p>	<p>ck</p>	<p>kick</p>




	<p>DRAW</p>	<p>Draw and colour the pictures in your book. Write the word under the picture.</p> <div style="display: flex; justify-content: space-around; align-items: center;"> <div style="text-align: center;">  <p>sock</p> </div> <div style="text-align: center;">  <p>kick</p> </div> <div style="text-align: center;">  <p>net</p> </div> </div>		
---	--------------------	--	--	--

HOME LANGUAGE WORKSHEET




ENGLISH GRADE 1 TERM 1

WEEK 10






MONDAY ACTIVITY 1

	LOOK & SAY	they	feel	angry	
	SOUND OUT	t	k	a	m
		s	o	c	d
	DRAW	How you feel			






MONDAY ACTIVITY 2

	LOOK & SAY	they	feel	angry	
	SOUND OUT	tap	kid	mat	dam
		sit	dot	cat	dad
	DRAW	You feeling angry			






TUESDAY ACTIVITY 1

	LOOK & SAY	they	feel	angry	
	SOUND OUT	p	i	n	pin
		n	e	ck	neck
	DRAW	<p>Draw and colour the pictures in your book. Write the sound it starts with under the picture.</p> <div style="display: flex; justify-content: space-around; align-items: center;"> <div style="text-align: center;">  <p>o</p> </div> <div style="text-align: center;">  <p>p</p> </div> </div>			

TUESDAY ACTIVITY 2




	LOOK & SAY	they	feel	angry	
	SOUND OUT	sat	pit	men	sick
		pig	tin	tap	pot
	DRAW	<p>Draw and colour the pictures in your book. Write the word under the picture</p> <div style="display: flex; justify-content: space-around; align-items: center;"> <div style="text-align: center;">  <p>sick</p> </div> <div style="text-align: center;">  <p>pig</p> </div> </div>			

WEDNESDAY ACTIVITY 1




	LOOK & SAY	they	feel	angry	
	SOUND OUT	pat	mop	dot	ten
		sock	net	got	pin
	DRAW	<p>Draw and colour the pictures in your book. Write the sound it starts with under the picture.</p> <div style="display: flex; justify-content: space-around; align-items: center;"> <div style="text-align: center;">  <p>k</p> </div> <div style="text-align: center;">  <p>s</p> </div> </div>			

WEDNESDAY ACTIVITY 2




	LOOK & SAY	they	feel	angry	
	SOUND OUT	sit	nap	tip	map
		dig	kit	kick	cap

	<p>DRAW</p>	<p>Draw and colour the pictures in your book. Write the word under the picture</p> <div style="display: flex; justify-content: space-around; align-items: center;"> <div style="text-align: center;">  <p>mop</p> </div> <div style="text-align: center;">  <p>ten</p> </div> </div>			
---	--------------------	---	--	--	--


THURSDAY ACTIVITY 1





	<p>LOOK & SAY</p>	they	feel	angry	
	<p>SOUND OUT</p>	kin	can	sad	man
		pick	cot	pit	dig
	<p>DRAW</p>	Buhlebendalo			

THURSDAY ACTIVITY 2


	<p>LOOK & SAY</p>	they	feel	angry	
	<p>SOUND OUT</p>	kick	kin	dot	sad
		mad	men	got	pin
	<p>DRAW</p>	Buhlebendalo looking sad			





FRIDAY ACTIVITY 1

	<p>LOOK & SAY</p>	they	feel	angry	
	<p>SOUND OUT</p>	tin	ten	tip	top
		pat	sat	cap	tap

	<p>DRAW</p>	<p>Draw and colour the pictures in your book. Write the word under the picture.</p> <div style="display: flex; justify-content: space-around; align-items: center;"> <div style="text-align: center;">  cat </div> <div style="text-align: center;">  sad </div> <div style="text-align: center;">  men </div> </div>		
---	--------------------	--	--	--

FRIDAY ACTIVITY 2

	<p>LOOK & SAY</p>	<p>they</p>	<p>feel</p>	<p>angry</p>	
	<p>SOUND OUT</p>	<p>kick</p>	<p>sick</p>	<p>sock</p>	<p>lock</p>
		<p>sad</p>	<p>dad</p>	<p>got</p>	<p>dot</p>




	<p>DRAW</p>	<p>Draw and colour the pictures in your book. Write the word under the picture.</p> <div style="display: flex; justify-content: space-around; align-items: center;"> <div style="text-align: center;">  sock </div> <div style="text-align: center;">  dig </div> <div style="text-align: center;">  net </div> </div>		
---	--------------------	---	--	--

HOME LANGUAGE WORKSHEET




ENGLISH GRADE 1 TERM 1

WEEK 3






MONDAY ACTIVITY 1

	LOOK & SAY	we	go	to	school
	SOUND OUT				
	DRAW	Your school			

MONDAY ACTIVITY 2





	LOOK & SAY	we	go	to	school
	SOUND OUT				
	DRAW	You at school			

TUESDAY ACTIVITY 1






	LOOK & SAY	we	go	to	school
	SOUND OUT	a	a	a	a
		a	a	a	a
	DRAW	<p>Draw and colour the pictures that start with /a/ in your book</p> <div style="display: flex; justify-content: space-around; align-items: center;"> <div style="text-align: center;">  <p>a</p> </div> <div style="text-align: center;">  <p>a</p> </div> </div>			

TUESDAY ACTIVITY 2




	LOOK & SAY	we	go	to	school
---	------------	----	----	----	--------



	SOUND OUT	a	a	a	a
		a	a	a	a
	DRAW	Draw and colour the pictures that start with /a/ in your book			
					
		a		a	

WEDNESDAY ACTIVITY 1




	LOOK & SAY	we	go	to	school
	SOUND OUT	a	a	a	a
		s	s	s	s
	DRAW	Draw and colour the pictures that start with /s/ in your book			
					
		s		s	

WEDNESDAY ACTIVITY 2




	LOOK & SAY	we	go	to	school
	SOUND OUT	a	a	a	a
		s	s	s	s
	DRAW	Draw and colour the pictures that start with /s/ in your book			

		 <p style="text-align: center;">s</p>	 <p style="text-align: center;">s</p>
--	--	--	--



THURSDAY ACTIVITY 1





	LOOK & SAY	we	go	to	school
	SOUND OUT	a	a	a	a
		s	s	s	s
	DRAW	Jabu			

THURSDAY ACTIVITY 2



	LOOK & SAY	we	go	to	school
	SOUND OUT	a	a	a	a
		s	s	s	s
	DRAW	Ben			





FRIDAY ACTIVITY 1

	LOOK & SAY	we	go	to	school
	SOUND OUT	a	a	a	a
		s	s	s	s

	<p>DRAW</p>	<p>Draw and colour the pictures in your book. Write a /a/ or /s/ under the picture</p> <div style="display: flex; justify-content: space-around; align-items: center;"> <div style="text-align: center;">  <p>s</p> </div> <div style="text-align: center;">  <p>s</p> </div> <div style="text-align: center;">  <p>a</p> </div> </div>
---	--------------------	--

FRIDAY ACTIVITY 2

	<p>LOOK & SAY</p>	<p>we</p>	<p>go</p>	<p>to</p>	<p>school</p>	
	<p>SOUND OUT</p>	<p>a</p>	<p>a</p>	<p>a</p>	<p>a</p>	<p>a</p>
		<p>s</p>	<p>s</p>	<p>s</p>	<p>s</p>	<p>s</p>

	<p>DRAW</p>	<p>Draw and colour the pictures in your book. Write a /a/ or /s/ under the picture</p> <div style="display: flex; justify-content: space-around; align-items: center;"> <div style="text-align: center;">  <p>a</p> </div> <div style="text-align: center;">  <p>s</p> </div> <div style="text-align: center;">  <p>a</p> </div> </div>
--	--------------------	---

HOME LANGUAGE WORKSHEET

ENGLISH GRADE 1 TERM 1

WEEK 4






MONDAY ACTIVITY 1

	LOOK & SAY	I	like	to	read
	SOUND OUT	a	a	a	a
		s	s	s	s
	DRAW	You reading			






MONDAY ACTIVITY 2

	LOOK & SAY	I	like	to	read
	SOUND OUT	a	a	a	a
		s	s	s	s
	DRAW	A book			






TUESDAY ACTIVITY 1

	LOOK & SAY	I	like	to	read
	SOUND OUT	s	a	t	sat
		s	a	t	sat
	DRAW	<p>Draw and colour the pictures that start with /t/ in your book.</p> <p>Write a /t/ under the picture</p> <div style="display: flex; justify-content: space-around; align-items: center;"> <div style="text-align: center;">  <p>t</p> </div> <div style="text-align: center;">  <p>t</p> </div> </div>			

TUESDAY ACTIVITY 2


	LOOK & SAY	I	like	to	read
	SOUND OUT	s	a	t	sat
		s	a	t	sat
	DRAW	<p>Draw and colour the pictures that start with /t/ in your book.</p> <p>Write a /t/ under the picture</p>			
					
		t		t	




WEDNESDAY ACTIVITY 1

	LOOK & SAY	I	like	to	read
	SOUND OUT	t	t	t	t
		p	p	p	p
	DRAW	<p>Draw and colour the pictures that start with /p/ in your book.</p> <p>Write a /p/ under the picture</p>			
					
		p		p	

WEDNESDAY ACTIVITY 2

	LOOK & SAY	I	like	to	read
---	------------	---	------	----	------

	SOUND OUT	p	a	t	pat
		t	a	p	tap

	DRAW	Draw and colour the pictures that start with /p/ in your book. Write a /p/ under the picture			
		 <p style="text-align: center;">p</p>		 <p style="text-align: center;">p</p>	

THURSDAY ACTIVITY 1


	LOOK & SAY	I	like	to	read
	SOUND OUT	a	s	t	p
		sat	pat	tap	taps
	DRAW	Olwethu			





THURSDAY ACTIVITY 2

	LOOK & SAY	I	like	to	read
	SOUND OUT	s	t	a	p
		tap	pat	sat	pats
	DRAW	Olwethu at school			

FRIDAY ACTIVITY 1


	LOOK & SAY	I	like	to	read
---	------------	---	------	----	------





	SOUND OUT	P	a	t	pat
		t	a	p	tap

	DRAW	<p>Draw and colour the pictures in your book. Write a /t/ or /p/ under the picture.</p>			
		 t	 t	 p	

FRIDAY ACTIVITY 2

	LOOK & SAY	I	like	to	read
---	-----------------------	---	------	----	------




	SOUND OUT	s	a	t	sat
		p	a	t	pat

	DRAW	<p>Draw and colour the pictures in your book. Write a /t/ or /p/ under the picture.</p>			
		 p	 p	 t	




HOME LANGUAGE WORKSHEET
ENGLISH GRADE 1 TERM 1

WEEK 5



MONDAY ACTIVITY 1




	LOOK & SAY	my	family	is	here
	SOUND OUT	p	t	a	s
		pat	tap	sat	pats
	DRAW	Your family			

MONDAY ACTIVITY 2






	LOOK & SAY	my	family	is	here
	SOUND OUT	tap	sat	pat	sap
		t	s	p	a
	DRAW	Your house			

TUESDAY ACTIVITY 1






	LOOK & SAY	my	family	is	here
	SOUND OUT	i	i	i	i
		s	i	t	sit

	DRAW	<p>Draw and colour the pictures that have the sound /i/ in your book. Write a /i/ under the picture</p>			
		 <p>i</p>		 <p>i</p>	



TUESDAY ACTIVITY 2




	LOOK & SAY	my	family	is	here
	SOUND OUT	p	i	t	pit
		t	i	p	tip
	DRAW	<p>Draw and colour the pictures that have the sound /i/ in your book. Write a /i/ under the picture</p> <div style="display: flex; justify-content: space-around; align-items: center;"> <div style="text-align: center;">  <p>i</p> </div> <div style="text-align: center;">  <p>i</p> </div> </div>			

WEDNESDAY ACTIVITY 1




	LOOK & SAY	my	family	is	here
	SOUND OUT	n	n	n	n
		n	a	p	nap
	DRAW	<p>Draw and colour the pictures that start with /n/ in your book. Write a /n/ under the picture</p> <div style="display: flex; justify-content: space-around; align-items: center;"> <div style="text-align: center;">  <p>n</p> </div> <div style="text-align: center;">  <p>n</p> </div> </div>			

WEDNESDAY ACTIVITY 2




	LOOK & SAY	my	family	is	here
	SOUND OUT	p	i	n	pin

		t	i	n	tin
	DRAW	Draw and colour the pictures that start with /n/ in your book. Write a /n/ under the picture			
					
		n		n	



THURSDAY ACTIVITY 1





	LOOK & SAY	my	family	is	here
	SOUND OUT	sat	pat	tap	sit
		pin	tin	nap	pit
	DRAW	Bongi			

THURSDAY ACTIVITY 2



	LOOK & SAY	my	family	is	here
	SOUND OUT	i	sit	pit	tip
		n	nap	pin	tin
	DRAW	Bongi's family			





FRIDAY ACTIVITY 1

	LOOK & SAY	my	family	is	here
	SOUND OUT	s	i	t	Sit
		n	a	p	nap

	DRAW	<p>Draw and colour the pictures in your book. Write a /i/ or /n/ under the picture.</p> <div style="display: flex; justify-content: space-around; align-items: center;"> <div style="text-align: center;">  i </div> <div style="text-align: center;">  n </div> <div style="text-align: center;">  n </div> </div>
---	------	---

FRIDAY ACTIVITY 2

	LOOK & SAY	my	family	is	here
	SOUND OUT	t	i	p	tip
		p	i	n	pin




	DRAW	<p>Draw and colour the pictures in your book. Write a /i/ or /n/ under the picture.</p> <div style="display: flex; justify-content: space-around; align-items: center;"> <div style="text-align: center;">  i </div> <div style="text-align: center;">  n </div> <div style="text-align: center;">  i </div> </div>
---	------	---

HOME LANGUAGE WORKSHEET




ENGLISH GRADE 1 TERM 1

WEEK 6



MONDAY ACTIVITY 1




	LOOK & SAY	I	love	you	
	SOUND OUT	a	s	t	p
		i	n	sit	pan
	DRAW	A heart			

MONDAY ACTIVITY 2






	LOOK & SAY	I	love	you	
	SOUND OUT	n	a	p	nap
		t	i	p	tip
	DRAW	Someone you love			

TUESDAY ACTIVITY 1






	LOOK & SAY	I	love	you	
	SOUND OUT	m	m	m	m
		m	a	n	man

	DRAW	<p>Draw and colour the pictures that start with /m/ in your book.</p> <p>Write a /m/ under the picture</p> <div style="display: flex; justify-content: space-around; align-items: center;"> <div style="text-align: center;">  <p>m</p> </div> <div style="text-align: center;">  <p>m</p> </div> </div>			
---	------	--	--	--	--






TUESDAY ACTIVITY 2

	LOOK & SAY	I	love	you	
	SOUND OUT	m	a	t	mat
		m	a	p	map
	DRAW	<p>Draw and colour the pictures that start with /m/ in your book.</p> <p>Write the word under the picture</p> <div style="display: flex; justify-content: space-around; align-items: center;"> <div style="text-align: center;">  man </div> <div style="text-align: center;">  mat </div> </div>			




WEDNESDAY ACTIVITY 1

	LOOK & SAY	I	love	you	
	SOUND OUT	d	d	d	d
		s	a	d	sad
	DRAW	<p>Draw and colour the pictures that start with /d/ in your book.</p> <p>Write a /d/ under the picture</p> <div style="display: flex; justify-content: space-around; align-items: center;"> <div style="text-align: center;">  d </div> <div style="text-align: center;">  d </div> </div>			

WEDNESDAY ACTIVITY 2

	LOOK & SAY	I	love	you	
	SOUND OUT	d	a	d	dad
		d	a	m	dam
	DRAW	<p>Draw and colour the pictures that start with /d/ in your book. Write the word under the picture</p> <div style="display: flex; justify-content: space-around; align-items: center;"> <div style="text-align: center;">  <p>dad</p> </div> <div style="text-align: center;">  <p>dam</p> </div> </div>			







THURSDAY ACTIVITY 1

	LOOK & SAY	I	love	you	
	SOUND OUT	m	map	man	mat
		d	dam	dad	sad
	DRAW	Tseko			







THURSDAY ACTIVITY 2

	LOOK & SAY	I	love	you	
	SOUND OUT	m	map	man	mat
		d	dam	dad	sad
	DRAW	Tseko's baby sister			

FRIDAY ACTIVITY 1

	LOOK & SAY	I	love	you	
	SOUND OUT	s	a	d	sad
		m	a	d	mad
	DRAW	<p>Draw and colour the pictures in your book. Write the word under the picture.</p> <div style="display: flex; justify-content: space-around; align-items: center;"> <div style="text-align: center;">  <p>mat</p> </div> <div style="text-align: center;">  <p>dad</p> </div> <div style="text-align: center;">  <p>dam</p> </div> </div>			

FRIDAY ACTIVITY 2




	LOOK & SAY	I	love	you	
	SOUND OUT	d	a	d	dad
		m	a	p	map
	DRAW	<p>Draw and colour the pictures in your book. Write the word under the picture.</p> <div style="display: flex; justify-content: space-around; align-items: center;"> <div style="text-align: center;">  <p>man</p> </div> <div style="text-align: center;">  <p>sad</p> </div> <div style="text-align: center;">  <p>map</p> </div> </div>			

HOME LANGUAGE WORKSHEET




ENGLISH GRADE 1 TERM 1

WEEK 7



MONDAY ACTIVITY 1




	LOOK & SAY	we	play	outside	
	SOUND OUT	a	s	t	p
		i	n	m	d
	DRAW	You outside			

MONDAY ACTIVITY 2






	LOOK & SAY	we	play	outside	
	SOUND OUT	man	sit	dad	tin
		tap	pat	map	sad
	DRAW	You playing outside			

TUESDAY ACTIVITY 1






	LOOK & SAY	we	play	outside	
	SOUND OUT	o	o	o	o
		p	o	t	pot

	DRAW	<p>Draw and colour the pictures that starts with /o/ in your book.</p> <p>Write an /o/ under the picture</p>			
					
		o		o	






TUESDAY ACTIVITY 2

	LOOK & SAY	we	play	outside	
	SOUND OUT	p	o	t	pot
		m	o	p	mop
	DRAW	<p>Draw and colour the pictures that have the sound /o/ in your book. Write the word under the picture</p> <div style="display: flex; justify-content: space-around; align-items: center;"> <div style="text-align: center;">  mop </div> <div style="text-align: center;">  pot </div> </div>			




WEDNESDAY ACTIVITY 1

	LOOK & SAY	we	play	outside	
	SOUND OUT	g	g	g	g
		g	o	t	got
	DRAW	<p>Draw and colour the pictures that start with /g/ in your book. Write a /g/ under the picture</p> <div style="display: flex; justify-content: space-around; align-items: center;"> <div style="text-align: center;">  g </div> <div style="text-align: center;">  g </div> </div>			




WEDNESDAY ACTIVITY 2

	LOOK & SAY	we	play	outside	
	SOUND OUT	p	i	g	pig
		d	i	g	dig
	DRAW	<p>Draw and colour the pictures that have the sound /g/ in your book. Write the word under the picture</p> <div style="display: flex; justify-content: space-around; align-items: center;"> <div style="text-align: center;">  pig </div> <div style="text-align: center;">  dig </div> </div>			







THURSDAY ACTIVITY 1

	LOOK & SAY	we	play	outside	
	SOUND OUT	o	pot	mop	dot
		g	got	pig	dig
	DRAW	Karabo, Tshepo and Cathy feeling hot			







THURSDAY ACTIVITY 2

	LOOK & SAY	we	play	outside	
	SOUND OUT	o	pot	mop	dot
		g	got	pig	dig
	DRAW	Karabo swimming			

FRIDAY ACTIVITY 1

	LOOK & SAY	we	play	outside	
	SOUND OUT	p	i	g	pig
		m	o	p	mop
	DRAW	<p>Draw and colour the pictures in your book. Write the word under the picture.</p> <div style="display: flex; justify-content: space-around; align-items: flex-end;"> <div style="text-align: center;">  <p>mop</p> </div> <div style="text-align: center;">  <p>dig</p> </div> <div style="text-align: center;">  <p>pot</p> </div> </div>			

FRIDAY ACTIVITY 2




	LOOK & SAY	we	play	outside	
	SOUND OUT	d	o	g	dog
		d	o	t	dot
	DRAW	<p>Draw and colour the pictures in your book. Write the word under the picture.</p> <div style="display: flex; justify-content: space-around; align-items: flex-end;"> <div style="text-align: center;">  <p>pig</p> </div> <div style="text-align: center;">  <p>dot</p> </div> <div style="text-align: center;">  <p>dog</p> </div> </div>			

HOME LANGUAGE WORKSHEET




ENGLISH GRADE 1 TERM 1

WEEK 8






MONDAY ACTIVITY 1

	LOOK & SAY	I	want	to	swim
	SOUND OUT	t	p	a	m
		s	o	g	d
	DRAW	You by the pool			






MONDAY ACTIVITY 2

	LOOK & SAY	I	want	to	swim
	SOUND OUT	man	sit	dad	dot
		tap	pat	pig	sad
	DRAW	You swimming			






TUESDAY ACTIVITY 1

	LOOK & SAY	I	want	to	swim
	SOUND OUT	c	c	c	c
		c	a	t	cat
	DRAW	<p>Draw and colour the pictures that starts with /c/ in your book.</p> <p>Write a /c/ under the picture</p> <div style="display: flex; justify-content: space-around; align-items: center;"> <div style="text-align: center;">  <p>c</p> </div> <div style="text-align: center;">  <p>c</p> </div> </div>			



TUESDAY ACTIVITY 2




	LOOK & SAY	I	want	to	swim
	SOUND OUT	c	a	p	cap
		c	a	n	can
	DRAW	<p>Draw and colour the pictures that start with /c/ in your book. Write the word under the picture</p> <div style="display: flex; justify-content: space-around; align-items: center;"> <div style="text-align: center;">  cat </div> <div style="text-align: center;">  cap </div> </div>			

WEDNESDAY ACTIVITY 1




	LOOK & SAY	I	want	to	swim
	SOUND OUT	k	k	k	k
		k	i	d	kid
	DRAW	<p>Draw and colour the pictures that start with /k/ in your book. Write a /k/ under the picture</p> <div style="display: flex; justify-content: space-around; align-items: center;"> <div style="text-align: center;">  k </div> <div style="text-align: center;">  k </div> </div>			

WEDNESDAY ACTIVITY 2




	LOOK & SAY	I	want	to	swim
	SOUND OUT	k	i	t	kit
		k	i	n	kin

	<p>DRAW</p>	<p>Draw and colour the pictures that start with /k/ in your book. Write the word under the picture</p> <div style="display: flex; justify-content: space-around; align-items: center;"> <div style="text-align: center;">  <p>kid</p> </div> <div style="text-align: center;">  <p>kit</p> </div> </div>
---	--------------------	---



THURSDAY ACTIVITY 1





	<p>LOOK & SAY</p>	<p>I</p>	<p>want</p>	<p>to</p>	<p>swim</p>
	<p>SOUND OUT</p>	<p>c</p>	<p>cat</p>	<p>cap</p>	<p>can</p>
		<p>k</p>	<p>kid</p>	<p>kit</p>	<p>kin</p>
	<p>DRAW</p>	<p>butterflies</p>			

THURSDAY ACTIVITY 2



	<p>LOOK & SAY</p>	<p>I</p>	<p>want</p>	<p>to</p>	<p>swim</p>
	<p>SOUND OUT</p>	<p>c</p>	<p>cat</p>	<p>cap</p>	<p>can</p>
		<p>k</p>	<p>kid</p>	<p>kit</p>	<p>kin</p>
	<p>DRAW</p>	<p>birds</p>			





FRIDAY ACTIVITY 1

	<p>LOOK & SAY</p>	<p>I</p>	<p>want</p>	<p>to</p>	<p>swim</p>
	<p>SOUND OUT</p>	<p>c</p>	<p>a</p>	<p>t</p>	<p>Cat</p>
		<p>k</p>	<p>i</p>	<p>n</p>	<p>kin</p>

	<p>DRAW</p>	<p>Draw and colour the pictures in your book. Write the word under the picture.</p> <div style="display: flex; justify-content: space-around; align-items: center;"> <div style="text-align: center;">  <p>kit</p> </div> <div style="text-align: center;">  <p>cap</p> </div> <div style="text-align: center;">  <p>can</p> </div> </div>		
---	--------------------	--	--	--

FRIDAY ACTIVITY 2

	<p>LOOK & SAY</p>	<p>I</p>	<p>want</p>	<p>to</p>	<p>swim</p>
	<p>SOUND OUT</p>	<p>c</p>	<p>o</p>	<p>t</p>	<p>cot</p>
		<p>k</p>	<p>i</p>	<p>d</p>	<p>kid</p>




	<p>DRAW</p>	<p>Draw and colour the pictures in your book. Write the word under the picture.</p> <div style="display: flex; justify-content: space-around; align-items: center;"> <div style="text-align: center;">  <p>cot</p> </div> <div style="text-align: center;">  <p>kid</p> </div> <div style="text-align: center;">  <p>cat</p> </div> </div>		
---	--------------------	--	--	--

HOME LANGUAGE WORKSHEET




ENGLISH GRADE 1 TERM 1

WEEK 9






MONDAY ACTIVITY 1

	LOOK & SAY	they	feel	happy	
	SOUND OUT	t	k	a	m
		s	o	c	d
	DRAW	How you feel			








MONDAY ACTIVITY 2

	LOOK & SAY	they	feel	happy	
	SOUND OUT	man	kid	dad	dot
		cap	pat	pig	sad
	DRAW	You feeling happy			






TUESDAY ACTIVITY 1

	LOOK & SAY	they	feel	happy	
	SOUND OUT	e	e	e	e
		m	e	n	men
	DRAW	<p>Draw and colour the pictures that starts with /e/ in your book.</p> <p>Write an /e/ under the picture</p> <div style="display: flex; justify-content: space-around; align-items: center;"> <div style="text-align: center;">  <p>e</p> </div> <div style="text-align: center;">  <p>e</p> </div> </div>			



TUESDAY ACTIVITY 2




	LOOK & SAY	they	feel	happy	
	SOUND OUT	n	e	t	net
		t	e	n	ten
	DRAW	<p>Draw and colour the pictures that have the sound /e/ in your book. Write the word under the picture</p> <div style="display: flex; justify-content: space-around; align-items: center;"> <div style="text-align: center;">   net </div> <div style="text-align: center;">   ten </div> </div>			

WEDNESDAY ACTIVITY 1

	LOOK & SAY	they	feel	happy	
	SOUND OUT	ck	ck	ck	ck
		k	i	ck	kick
	DRAW	<p>Draw and colour the pictures that end with /ck/ in your book. Write a /ck/ under the picture</p> <div style="display: flex; justify-content: space-around; align-items: center;"> <div style="text-align: center;">  ck </div> <div style="text-align: center;">  ck </div> </div>			

WEDNESDAY ACTIVITY 2




	LOOK & SAY	they	feel	happy	
	SOUND OUT	k	i	ck	kick
		s	i	ck	sick

	DRAW	Draw and colour the pictures that end with /ck/ in your book. Write the word under the picture
		<div style="display: flex; justify-content: space-around; align-items: center;"> <div style="text-align: center;">  kick </div> <div style="text-align: center;">  sick </div> </div>



THURSDAY ACTIVITY 1





	LOOK & SAY	they	feel	happy	
	SOUND OUT	e	net	men	ten
		ck	kick	sick	sock
	DRAW	Dan			

THURSDAY ACTIVITY 2

	LOOK & SAY	they	feel	happy	
	SOUND OUT	e	net	men	ten
		ck	kick	sick	sock
	DRAW	Dan's teacher			





FRIDAY ACTIVITY 1

	LOOK & SAY	they	feel	happy	
	SOUND OUT	m	e	n	men
		s	i	ck	sick

	<p>DRAW</p>	<p>Draw and colour the pictures in your book. Write the word under the picture.</p> <div style="display: flex; justify-content: space-around; align-items: center;"> <div style="text-align: center;">  <p>ten</p> </div> <div style="text-align: center;">  <p>sick</p> </div> <div style="text-align: center;">  <p>men</p> </div> </div>		
---	--------------------	---	--	--

FRIDAY ACTIVITY 2

	<p>LOOK & SAY</p>	<p>they</p>	<p>feel</p>	<p>happy</p>	
	<p>SOUND OUT</p>	<p>n</p>	<p>e</p>	<p>t</p>	<p>net</p>
		<p>k</p>	<p>i</p>	<p>ck</p>	<p>kick</p>




	<p>DRAW</p>	<p>Draw and colour the pictures in your book. Write the word under the picture.</p> <div style="display: flex; justify-content: space-around; align-items: center;"> <div style="text-align: center;">  <p>sock</p> </div> <div style="text-align: center;">  <p>kick</p> </div> <div style="text-align: center;">  <p>net</p> </div> </div>		
---	--------------------	--	--	--

HOME LANGUAGE WORKSHEET




ENGLISH GRADE 1 TERM 1

WEEK 10






MONDAY ACTIVITY 1

	LOOK & SAY	they	feel	angry	
	SOUND OUT	t	k	a	m
		s	o	c	d
	DRAW	How you feel			






MONDAY ACTIVITY 2

	LOOK & SAY	they	feel	angry	
	SOUND OUT	tap	kid	mat	dam
		sit	dot	cat	dad
	DRAW	You feeling angry			






TUESDAY ACTIVITY 1

	LOOK & SAY	they	feel	angry	
	SOUND OUT	p	i	n	pin
		n	e	ck	neck
	DRAW	<p>Draw and colour the pictures in your book. Write the sound it starts with under the picture.</p> <div style="display: flex; justify-content: space-around; align-items: center;"> <div style="text-align: center;">  o </div> <div style="text-align: center;">  p </div> </div>			


TUESDAY ACTIVITY 2




	LOOK & SAY	they	feel	angry	
	SOUND OUT	sat	pit	men	sick
		pig	tin	tap	pot
	DRAW	<p>Draw and colour the pictures in your book. Write the word under the picture</p> <div style="display: flex; justify-content: space-around; align-items: center;"> <div style="text-align: center;">  sick </div> <div style="text-align: center;">  pig </div> </div>			

WEDNESDAY ACTIVITY 1




	LOOK & SAY	they	feel	angry	
	SOUND OUT	pat	mop	dot	ten
		sock	net	got	pin
	DRAW	<p>Draw and colour the pictures in your book. Write the sound it starts with under the picture.</p> <div style="display: flex; justify-content: space-around; align-items: center;"> <div style="text-align: center;">  k </div> <div style="text-align: center;">  s </div> </div>			

WEDNESDAY ACTIVITY 2




	LOOK & SAY	they	feel	angry	
	SOUND OUT	sit	nap	tip	map
		dig	kit	kick	cap

	<p>DRAW</p>	<p>Draw and colour the pictures in your book. Write the word under the picture</p> <div style="display: flex; justify-content: space-around; align-items: center;"> <div style="text-align: center;">  <p>mop</p> </div> <div style="text-align: center;">  <p>ten</p> </div> </div>			
---	--------------------	---	--	--	--


THURSDAY ACTIVITY 1





	<p>LOOK & SAY</p>	they	feel	angry	
	<p>SOUND OUT</p>	kin	can	sad	man
		pick	cot	pit	dig
	<p>DRAW</p>	Buhlebendalo			

THURSDAY ACTIVITY 2


	<p>LOOK & SAY</p>	they	feel	angry	
	<p>SOUND OUT</p>	kick	kin	dot	sad
		mad	men	got	pin
	<p>DRAW</p>	Buhlebendalo looking sad			





FRIDAY ACTIVITY 1

	<p>LOOK & SAY</p>	they	feel	angry	
	<p>SOUND OUT</p>	tin	ten	tip	top
		pat	sat	cap	tap

	<p>DRAW</p>	<p>Draw and colour the pictures in your book. Write the word under the picture.</p> <div style="display: flex; justify-content: space-around; align-items: center;"> <div style="text-align: center;">  <p>cat</p> </div> <div style="text-align: center;">  <p>sad</p> </div> <div style="text-align: center;">  <p>men</p> </div> </div>		
---	--------------------	--	--	--

FRIDAY ACTIVITY 2

	<p>LOOK & SAY</p>	<p>they</p>	<p>feel</p>	<p>angry</p>	
	<p>SOUND OUT</p>	<p>kick</p>	<p>sick</p>	<p>sock</p>	<p>lock</p>
		<p>sad</p>	<p>dad</p>	<p>got</p>	<p>dot</p>




	<p>DRAW</p>	<p>Draw and colour the pictures in your book. Write the word under the picture.</p> <div style="display: flex; justify-content: space-around; align-items: center;"> <div style="text-align: center;">  <p>sock</p> </div> <div style="text-align: center;">  <p>dig</p> </div> <div style="text-align: center;">  <p>net</p> </div> </div>		
---	--------------------	---	--	--

HOME LANGUAGE WORKSHEET




ENGLISH GRADE 1 TERM 1

WEEK 3






MONDAY ACTIVITY 1

	LOOK & SAY	we	go	to	school
	SOUND OUT				
	DRAW	Your school			

MONDAY ACTIVITY 2





	LOOK & SAY	we	go	to	school
	SOUND OUT				
	DRAW	You at school			

TUESDAY ACTIVITY 1






	LOOK & SAY	we	go	to	school
	SOUND OUT	a	a	a	a
		a	a	a	a
	DRAW	<p>Draw and colour the pictures that start with /a/ in your book</p> <div style="display: flex; justify-content: space-around; align-items: center;"> <div style="text-align: center;">  <p>a</p> </div> <div style="text-align: center;">  <p>a</p> </div> </div>			

TUESDAY ACTIVITY 2




	LOOK & SAY	we	go	to	school
---	------------	----	----	----	--------



	SOUND OUT	a	a	a	a
		a	a	a	a
	DRAW	Draw and colour the pictures that start with /a/ in your book			
		 a	 a		

WEDNESDAY ACTIVITY 1




	LOOK & SAY	we	go	to	school
	SOUND OUT	a	a	a	a
		s	s	s	s
	DRAW	Draw and colour the pictures that start with /s/ in your book			
		 s	 s		

WEDNESDAY ACTIVITY 2




	LOOK & SAY	we	go	to	school
	SOUND OUT	a	a	a	a
		s	s	s	s
	DRAW	Draw and colour the pictures that start with /s/ in your book			

		 <p style="text-align: center;">s</p>	 <p style="text-align: center;">s</p>
--	--	--	--



THURSDAY ACTIVITY 1





	LOOK & SAY	we	go	to	school
	SOUND OUT	a	a	a	a
		s	s	s	s
	DRAW	Jabu			

THURSDAY ACTIVITY 2



	LOOK & SAY	we	go	to	school
	SOUND OUT	a	a	a	a
		s	s	s	s
	DRAW	Ben			





FRIDAY ACTIVITY 1

	LOOK & SAY	we	go	to	school
	SOUND OUT	a	a	a	a
		s	s	s	s

	<p>DRAW</p>	<p>Draw and colour the pictures in your book. Write a /a/ or /s/ under the picture</p> <div style="display: flex; justify-content: space-around; align-items: center;"> <div style="text-align: center;">  <p>s</p> </div> <div style="text-align: center;">  <p>s</p> </div> <div style="text-align: center;">  <p>a</p> </div> </div>				
---	--------------------	--	--	--	--	--

FRIDAY ACTIVITY 2

	<p>LOOK & SAY</p>	<p>we</p>	<p>go</p>	<p>to</p>	<p>school</p>	
	<p>SOUND OUT</p>	<p>a</p>	<p>a</p>	<p>a</p>	<p>a</p>	<p>a</p>
		<p>s</p>	<p>s</p>	<p>s</p>	<p>s</p>	<p>s</p>

	<p>DRAW</p>	<p>Draw and colour the pictures in your book. Write a /a/ or /s/ under the picture</p> <div style="display: flex; justify-content: space-around; align-items: center;"> <div style="text-align: center;">  <p>a</p> </div> <div style="text-align: center;">  <p>s</p> </div> <div style="text-align: center;">  <p>a</p> </div> </div>				
--	--------------------	---	--	--	--	--

HOME LANGUAGE WORKSHEET

ENGLISH GRADE 1 TERM 1

WEEK 4






MONDAY ACTIVITY 1

	LOOK & SAY	I	like	to	read
	SOUND OUT	a	a	a	a
		s	s	s	s
	DRAW	You reading			






MONDAY ACTIVITY 2

	LOOK & SAY	I	like	to	read
	SOUND OUT	a	a	a	a
		s	s	s	s
	DRAW	A book			






TUESDAY ACTIVITY 1

	LOOK & SAY	I	like	to	read
	SOUND OUT	s	a	t	sat
		s	a	t	sat
	DRAW	<p>Draw and colour the pictures that start with /t/ in your book.</p> <p>Write a /t/ under the picture</p> <div style="display: flex; justify-content: space-around; align-items: center;"> <div style="text-align: center;">  <p>t</p> </div> <div style="text-align: center;">  <p>t</p> </div> </div>			

TUESDAY ACTIVITY 2


	LOOK & SAY	I	like	to	read
	SOUND OUT	s	a	t	sat
		s	a	t	sat
	DRAW	<p>Draw and colour the pictures that start with /t/ in your book.</p> <p>Write a /t/ under the picture</p> <div style="display: flex; justify-content: space-around; align-items: center;"> <div style="text-align: center;">  t </div> <div style="text-align: center;">  t </div> </div>			




WEDNESDAY ACTIVITY 1

	LOOK & SAY	I	like	to	read
	SOUND OUT	t	t	t	t
		p	p	p	p
	DRAW	<p>Draw and colour the pictures that start with /p/ in your book.</p> <p>Write a /p/ under the picture</p> <div style="display: flex; justify-content: space-around; align-items: center;"> <div style="text-align: center;">  p </div> <div style="text-align: center;">  p </div> </div>			

WEDNESDAY ACTIVITY 2

	LOOK & SAY	I	like	to	read
---	------------	---	------	----	------

	SOUND OUT	p	a	t	pat
		t	a	p	tap

	DRAW	<p>Draw and colour the pictures that start with /p/ in your book.</p> <p>Write a /p/ under the picture</p>			
					
		p		p	

THURSDAY ACTIVITY 1


	LOOK & SAY	I	like	to	read
	SOUND OUT	a	s	t	p
		sat	pat	tap	taps
	DRAW	Olwethu			





THURSDAY ACTIVITY 2

	LOOK & SAY	I	like	to	read
	SOUND OUT	s	t	a	p
		tap	pat	sat	pats
	DRAW	Olwethu at school			

FRIDAY ACTIVITY 1


	LOOK & SAY	I	like	to	read
---	------------	---	------	----	------





	SOUND OUT	P	a	t	pat
		t	a	p	tap

	DRAW	Draw and colour the pictures in your book. Write a /t/ or /p/ under the picture.			
		 t	 t	 p	

FRIDAY ACTIVITY 2

	LOOK & SAY	I	like	to	read
---	------------	---	------	----	------




	SOUND OUT	s	a	t	sat
		p	a	t	pat

	DRAW	Draw and colour the pictures in your book. Write a /t/ or /p/ under the picture.			
		 p	 p	 t	




HOME LANGUAGE WORKSHEET
ENGLISH GRADE 1 TERM 1

WEEK 5



MONDAY ACTIVITY 1




	LOOK & SAY	my	family	is	here
	SOUND OUT	p	t	a	s
		pat	tap	sat	pats
	DRAW	Your family			

MONDAY ACTIVITY 2






	LOOK & SAY	my	family	is	here
	SOUND OUT	tap	sat	pat	sap
		t	s	p	a
	DRAW	Your house			

TUESDAY ACTIVITY 1






	LOOK & SAY	my	family	is	here
	SOUND OUT	i	i	i	i
		s	i	t	sit

	DRAW	<p>Draw and colour the pictures that have the sound /i/ in your book. Write a /i/ under the picture</p>			
		 <p style="text-align: center;">i</p>		 <p style="text-align: center;">i</p>	



TUESDAY ACTIVITY 2




	LOOK & SAY	my	family	is	here
	SOUND OUT	p	i	t	pit
		t	i	p	tip
	DRAW	<p>Draw and colour the pictures that have the sound /i/ in your book. Write a /i/ under the picture</p> <div style="display: flex; justify-content: space-around; align-items: center;"> <div style="text-align: center;">  <p>i</p> </div> <div style="text-align: center;">  <p>i</p> </div> </div>			

WEDNESDAY ACTIVITY 1




	LOOK & SAY	my	family	is	here
	SOUND OUT	n	n	n	n
		n	a	p	nap
	DRAW	<p>Draw and colour the pictures that start with /n/ in your book. Write a /n/ under the picture</p> <div style="display: flex; justify-content: space-around; align-items: center;"> <div style="text-align: center;">  <p>n</p> </div> <div style="text-align: center;">  <p>n</p> </div> </div>			

WEDNESDAY ACTIVITY 2




	LOOK & SAY	my	family	is	here
	SOUND OUT	p	i	n	pin

		t	i	n	tin
	DRAW	Draw and colour the pictures that start with /n/ in your book. Write a /n/ under the picture			
					
		n		n	



THURSDAY ACTIVITY 1





	LOOK & SAY	my	family	is	here
	SOUND OUT	sat	pat	tap	sit
		pin	tin	nap	pit
	DRAW	Bongi			

THURSDAY ACTIVITY 2



	LOOK & SAY	my	family	is	here
	SOUND OUT	i	sit	pit	tip
		n	nap	pin	tin
	DRAW	Bongi's family			





FRIDAY ACTIVITY 1

	LOOK & SAY	my	family	is	here
	SOUND OUT	s	i	t	Sit
		n	a	p	nap

	DRAW	<p>Draw and colour the pictures in your book. Write a /i/ or /n/ under the picture.</p> <div style="display: flex; justify-content: space-around; align-items: center;"> <div style="text-align: center;">  <p>i</p> </div> <div style="text-align: center;">  <p>n</p> </div> <div style="text-align: center;">  <p>n</p> </div> </div>
---	------	--

FRIDAY ACTIVITY 2

	LOOK & SAY	my	family	is	here
	SOUND OUT	t	i	p	tip
		p	i	n	pin




	DRAW	<p>Draw and colour the pictures in your book. Write a /i/ or /n/ under the picture.</p> <div style="display: flex; justify-content: space-around; align-items: center;"> <div style="text-align: center;">  <p>i</p> </div> <div style="text-align: center;">  <p>n</p> </div> <div style="text-align: center;">  <p>i</p> </div> </div>
---	------	--

HOME LANGUAGE WORKSHEET




ENGLISH GRADE 1 TERM 1

WEEK 6



MONDAY ACTIVITY 1




	LOOK & SAY	I	love	you	
	SOUND OUT	a	s	t	p
		i	n	sit	pan
	DRAW	A heart			

MONDAY ACTIVITY 2






	LOOK & SAY	I	love	you	
	SOUND OUT	n	a	p	nap
		t	i	p	tip
	DRAW	Someone you love			

TUESDAY ACTIVITY 1






	LOOK & SAY	I	love	you	
	SOUND OUT	m	m	m	m
		m	a	n	man

	DRAW	<p>Draw and colour the pictures that start with /m/ in your book.</p> <p>Write a /m/ under the picture</p> <div style="display: flex; justify-content: space-around; align-items: center;"> <div style="text-align: center;">  <p>m</p> </div> <div style="text-align: center;">  <p>m</p> </div> </div>			
---	------	--	--	--	--






TUESDAY ACTIVITY 2

	LOOK & SAY	I	love	you	
	SOUND OUT	m	a	t	mat
		m	a	p	map
	DRAW	<p>Draw and colour the pictures that start with /m/ in your book.</p> <p>Write the word under the picture</p> <div style="display: flex; justify-content: space-around; align-items: center;"> <div style="text-align: center;">  man </div> <div style="text-align: center;">  mat </div> </div>			




WEDNESDAY ACTIVITY 1

	LOOK & SAY	I	love	you	
	SOUND OUT	d	d	d	d
		s	a	d	sad
	DRAW	<p>Draw and colour the pictures that start with /d/ in your book.</p> <p>Write a /d/ under the picture</p> <div style="display: flex; justify-content: space-around; align-items: center;"> <div style="text-align: center;">  d </div> <div style="text-align: center;">  d </div> </div>			

WEDNESDAY ACTIVITY 2

	LOOK & SAY	I	love	you	
	SOUND OUT	d	a	d	dad
		d	a	m	dam
	DRAW	<p>Draw and colour the pictures that start with /d/ in your book. Write the word under the picture</p> <div style="display: flex; justify-content: space-around; align-items: center;"> <div style="text-align: center;">  dad </div> <div style="text-align: center;">  dam </div> </div>			







THURSDAY ACTIVITY 1

	LOOK & SAY	I	love	you	
	SOUND OUT	m	map	man	mat
		d	dam	dad	sad
	DRAW	Tseko			







THURSDAY ACTIVITY 2

	LOOK & SAY	I	love	you	
	SOUND OUT	m	map	man	mat
		d	dam	dad	sad
	DRAW	Tseko's baby sister			

FRIDAY ACTIVITY 1

	LOOK & SAY	I	love	you	
	SOUND OUT	s	a	d	sad
		m	a	d	mad
	DRAW	<p>Draw and colour the pictures in your book. Write the word under the picture.</p> <div style="display: flex; justify-content: space-around; align-items: center;"> <div style="text-align: center;">  <p>mat</p> </div> <div style="text-align: center;">  <p>dad</p> </div> <div style="text-align: center;">  <p>dam</p> </div> </div>			

FRIDAY ACTIVITY 2




	LOOK & SAY	I	love	you	
	SOUND OUT	d	a	d	dad
		m	a	p	map
	DRAW	<p>Draw and colour the pictures in your book. Write the word under the picture.</p> <div style="display: flex; justify-content: space-around; align-items: center;"> <div style="text-align: center;">  <p>man</p> </div> <div style="text-align: center;">  <p>sad</p> </div> <div style="text-align: center;">  <p>map</p> </div> </div>			

HOME LANGUAGE WORKSHEET




ENGLISH GRADE 1 TERM 1

WEEK 7






MONDAY ACTIVITY 1

	LOOK & SAY	we	play	outside	
	SOUND OUT	a	s	t	p
		i	n	m	d
	DRAW	You outside			






MONDAY ACTIVITY 2

	LOOK & SAY	we	play	outside	
	SOUND OUT	man	sit	dad	tin
		tap	pat	map	sad
	DRAW	You playing outside			






TUESDAY ACTIVITY 1

	LOOK & SAY	we	play	outside	
	SOUND OUT	o	o	o	o
		p	o	t	pot
	DRAW	<p>Draw and colour the pictures that starts with /o/ in your book.</p> <p>Write an /o/ under the picture</p> <div style="display: flex; justify-content: space-around; align-items: center;"> <div style="text-align: center;">  <p>o</p> </div> <div style="text-align: center;">  <p>o</p> </div> </div>			






TUESDAY ACTIVITY 2

	LOOK & SAY	we	play	outside	
	SOUND OUT	p	o	t	pot
		m	o	p	mop
	DRAW	<p>Draw and colour the pictures that have the sound /o/ in your book. Write the word under the picture</p> <div style="display: flex; justify-content: space-around; align-items: center;"> <div style="text-align: center;">  mop </div> <div style="text-align: center;">  pot </div> </div>			




WEDNESDAY ACTIVITY 1

	LOOK & SAY	we	play	outside	
	SOUND OUT	g	g	g	g
		g	o	t	got
	DRAW	<p>Draw and colour the pictures that start with /g/ in your book. Write a /g/ under the picture</p> <div style="display: flex; justify-content: space-around; align-items: center;"> <div style="text-align: center;">  g </div> <div style="text-align: center;">  g </div> </div>			




WEDNESDAY ACTIVITY 2

	LOOK & SAY	we	play	outside	
	SOUND OUT	p	i	g	pig
		d	i	g	dig
	DRAW	<p>Draw and colour the pictures that have the sound /g/ in your book. Write the word under the picture</p> <div style="display: flex; justify-content: space-around; align-items: center;"> <div style="text-align: center;">  pig </div> <div style="text-align: center;">  dig </div> </div>			







THURSDAY ACTIVITY 1

	LOOK & SAY	we	play	outside	
	SOUND OUT	o	pot	mop	dot
		g	got	pig	dig
	DRAW	Karabo, Tshepo and Cathy feeling hot			







THURSDAY ACTIVITY 2

	LOOK & SAY	we	play	outside	
	SOUND OUT	o	pot	mop	dot
		g	got	pig	dig
	DRAW	Karabo swimming			

FRIDAY ACTIVITY 1

	LOOK & SAY	we	play	outside	
	SOUND OUT	p	i	g	pig
		m	o	p	mop
	DRAW	<p>Draw and colour the pictures in your book. Write the word under the picture.</p> <div style="display: flex; justify-content: space-around; align-items: flex-end;"> <div style="text-align: center;">  <p>mop</p> </div> <div style="text-align: center;">  <p>dig</p> </div> <div style="text-align: center;">  <p>pot</p> </div> </div>			

FRIDAY ACTIVITY 2




	LOOK & SAY	we	play	outside	
	SOUND OUT	d	o	g	dog
		d	o	t	dot
	DRAW	<p>Draw and colour the pictures in your book. Write the word under the picture.</p> <div style="display: flex; justify-content: space-around; align-items: flex-end;"> <div style="text-align: center;">  <p>pig</p> </div> <div style="text-align: center;">  <p>dot</p> </div> <div style="text-align: center;">  <p>dog</p> </div> </div>			

HOME LANGUAGE WORKSHEET




ENGLISH GRADE 1 TERM 1

WEEK 8






MONDAY ACTIVITY 1

	LOOK & SAY	I	want	to	swim
	SOUND OUT	t	p	a	m
		s	o	g	d
	DRAW	You by the pool			






MONDAY ACTIVITY 2

	LOOK & SAY	I	want	to	swim
	SOUND OUT	man	sit	dad	dot
		tap	pat	pig	sad
	DRAW	You swimming			






TUESDAY ACTIVITY 1

	LOOK & SAY	I	want	to	swim
	SOUND OUT	c	c	c	c
		c	a	t	cat
	DRAW	<p>Draw and colour the pictures that starts with /c/ in your book.</p> <p>Write a /c/ under the picture</p> <div style="display: flex; justify-content: space-around; align-items: center;"> <div style="text-align: center;">  <p>c</p> </div> <div style="text-align: center;">  <p>c</p> </div> </div>			



TUESDAY ACTIVITY 2




	LOOK & SAY	I	want	to	swim
	SOUND OUT	c	a	p	cap
		c	a	n	can
	DRAW	<p>Draw and colour the pictures that start with /c/ in your book. Write the word under the picture</p> <div style="display: flex; justify-content: space-around; align-items: center;"> <div style="text-align: center;">  cat </div> <div style="text-align: center;">  cap </div> </div>			

WEDNESDAY ACTIVITY 1




	LOOK & SAY	I	want	to	swim
	SOUND OUT	k	k	k	k
		k	i	d	kid
	DRAW	<p>Draw and colour the pictures that start with /k/ in your book. Write a /k/ under the picture</p> <div style="display: flex; justify-content: space-around; align-items: center;"> <div style="text-align: center;">  k </div> <div style="text-align: center;">  k </div> </div>			

WEDNESDAY ACTIVITY 2




	LOOK & SAY	I	want	to	swim
	SOUND OUT	k	i	t	kit
		k	i	n	kin

	<p>DRAW</p>	<p>Draw and colour the pictures that start with /k/ in your book. Write the word under the picture</p> <div style="display: flex; justify-content: space-around; align-items: center;"> <div style="text-align: center;">  <p>kid</p> </div> <div style="text-align: center;">  <p>kit</p> </div> </div>
---	--------------------	---



THURSDAY ACTIVITY 1





	<p>LOOK & SAY</p>	<p>I</p>	<p>want</p>	<p>to</p>	<p>swim</p>
	<p>SOUND OUT</p>	<p>c</p>	<p>cat</p>	<p>cap</p>	<p>can</p>
		<p>k</p>	<p>kid</p>	<p>kit</p>	<p>kin</p>
	<p>DRAW</p>	<p>butterflies</p>			

THURSDAY ACTIVITY 2



	<p>LOOK & SAY</p>	<p>I</p>	<p>want</p>	<p>to</p>	<p>swim</p>
	<p>SOUND OUT</p>	<p>c</p>	<p>cat</p>	<p>cap</p>	<p>can</p>
		<p>k</p>	<p>kid</p>	<p>kit</p>	<p>kin</p>
	<p>DRAW</p>	<p>birds</p>			





FRIDAY ACTIVITY 1

	<p>LOOK & SAY</p>	<p>I</p>	<p>want</p>	<p>to</p>	<p>swim</p>
	<p>SOUND OUT</p>	<p>c</p>	<p>a</p>	<p>t</p>	<p>Cat</p>
		<p>k</p>	<p>i</p>	<p>n</p>	<p>kin</p>

	<p>DRAW</p>	<p>Draw and colour the pictures in your book. Write the word under the picture.</p> <div style="display: flex; justify-content: space-around; align-items: center;"> <div style="text-align: center;">  <p>kit</p> </div> <div style="text-align: center;">  <p>cap</p> </div> <div style="text-align: center;">  <p>can</p> </div> </div>		
---	--------------------	--	--	--

FRIDAY ACTIVITY 2

	<p>LOOK & SAY</p>	<p>I</p>	<p>want</p>	<p>to</p>	<p>swim</p>
	<p>SOUND OUT</p>	<p>c</p>	<p>o</p>	<p>t</p>	<p>cot</p>
		<p>k</p>	<p>i</p>	<p>d</p>	<p>kid</p>




	<p>DRAW</p>	<p>Draw and colour the pictures in your book. Write the word under the picture.</p> <div style="display: flex; justify-content: space-around; align-items: center;"> <div style="text-align: center;">  <p>cot</p> </div> <div style="text-align: center;">  <p>kid</p> </div> <div style="text-align: center;">  <p>cat</p> </div> </div>		
---	--------------------	--	--	--

HOME LANGUAGE WORKSHEET




ENGLISH GRADE 1 TERM 1

WEEK 9






MONDAY ACTIVITY 1

	LOOK & SAY	they	feel	happy	
	SOUND OUT	t	k	a	m
		s	o	c	d
	DRAW	How you feel			







MONDAY ACTIVITY 2

	LOOK & SAY	they	feel	happy	
	SOUND OUT	man	kid	dad	dot
		cap	pat	pig	sad
	DRAW	You feeling happy			






TUESDAY ACTIVITY 1

	LOOK & SAY	they	feel	happy	
	SOUND OUT	e	e	e	e
		m	e	n	men
	DRAW	<p>Draw and colour the pictures that starts with /e/ in your book.</p> <p>Write an /e/ under the picture</p> <div style="display: flex; justify-content: space-around; align-items: center;"> <div style="text-align: center;">  <p>e</p> </div> <div style="text-align: center;">  <p>e</p> </div> </div>			



TUESDAY ACTIVITY 2




	LOOK & SAY	they	feel	happy	
	SOUND OUT	n	e	t	net
		t	e	n	ten
	DRAW	<p>Draw and colour the pictures that have the sound /e/ in your book. Write the word under the picture</p> <div style="display: flex; justify-content: space-around; align-items: center;"> <div style="text-align: center;">   net </div> <div style="text-align: center;">  ten </div> </div>			

WEDNESDAY ACTIVITY 1

	LOOK & SAY	they	feel	happy	
	SOUND OUT	ck	ck	ck	ck
		k	i	ck	kick
	DRAW	<p>Draw and colour the pictures that end with /ck/ in your book. Write a /ck/ under the picture</p> <div style="display: flex; justify-content: space-around; align-items: center;"> <div style="text-align: center;">  ck </div> <div style="text-align: center;">  ck </div> </div>			

WEDNESDAY ACTIVITY 2




	LOOK & SAY	they	feel	happy	
	SOUND OUT	k	i	ck	kick
		s	i	ck	sick

	DRAW	Draw and colour the pictures that end with /ck/ in your book. Write the word under the picture
		<div style="display: flex; justify-content: space-around; align-items: center;"> <div style="text-align: center;">  kick </div> <div style="text-align: center;">  sick </div> </div>



THURSDAY ACTIVITY 1





	LOOK & SAY	they	feel	happy	
	SOUND OUT	e	net	men	ten
		ck	kick	sick	sock
	DRAW	Dan			

THURSDAY ACTIVITY 2

	LOOK & SAY	they	feel	happy	
	SOUND OUT	e	net	men	ten
		ck	kick	sick	sock
	DRAW	Dan's teacher			





FRIDAY ACTIVITY 1

	LOOK & SAY	they	feel	happy	
	SOUND OUT	m	e	n	men
		s	i	ck	sick

	<p>DRAW</p>	<p>Draw and colour the pictures in your book. Write the word under the picture.</p> <div style="display: flex; justify-content: space-around; align-items: center;"> <div style="text-align: center;">  <p>ten</p> </div> <div style="text-align: center;">  <p>sick</p> </div> <div style="text-align: center;">  <p>men</p> </div> </div>		
---	--------------------	---	--	--

FRIDAY ACTIVITY 2

	<p>LOOK & SAY</p>	<p>they</p>	<p>feel</p>	<p>happy</p>	
	<p>SOUND OUT</p>	<p>n</p>	<p>e</p>	<p>t</p>	<p>net</p>
		<p>k</p>	<p>i</p>	<p>ck</p>	<p>kick</p>




	<p>DRAW</p>	<p>Draw and colour the pictures in your book. Write the word under the picture.</p> <div style="display: flex; justify-content: space-around; align-items: center;"> <div style="text-align: center;">  <p>sock</p> </div> <div style="text-align: center;">  <p>kick</p> </div> <div style="text-align: center;">  <p>net</p> </div> </div>		
---	--------------------	--	--	--

HOME LANGUAGE WORKSHEET




ENGLISH GRADE 1 TERM 1

WEEK 10






MONDAY ACTIVITY 1

	LOOK & SAY	they	feel	angry	
	SOUND OUT	t	k	a	m
		s	o	c	d
	DRAW	How you feel			






MONDAY ACTIVITY 2

	LOOK & SAY	they	feel	angry	
	SOUND OUT	tap	kid	mat	dam
		sit	dot	cat	dad
	DRAW	You feeling angry			






TUESDAY ACTIVITY 1

	LOOK & SAY	they	feel	angry	
	SOUND OUT	p	i	n	pin
		n	e	ck	neck
	DRAW	<p>Draw and colour the pictures in your book. Write the sound it starts with under the picture.</p> <div style="display: flex; justify-content: space-around; align-items: center;"> <div style="text-align: center;">  <p>o</p> </div> <div style="text-align: center;">  <p>p</p> </div> </div>			

TUESDAY ACTIVITY 2




	LOOK & SAY	they	feel	angry	
	SOUND OUT	sat	pit	men	sick
		pig	tin	tap	pot
	DRAW	<p>Draw and colour the pictures in your book. Write the word under the picture</p> <div style="display: flex; justify-content: space-around; align-items: center;"> <div style="text-align: center;">  sick </div> <div style="text-align: center;">  pig </div> </div>			

WEDNESDAY ACTIVITY 1




	LOOK & SAY	they	feel	angry	
	SOUND OUT	pat	mop	dot	ten
		sock	net	got	pin
	DRAW	<p>Draw and colour the pictures in your book. Write the sound it starts with under the picture.</p> <div style="display: flex; justify-content: space-around; align-items: center;"> <div style="text-align: center;">  k </div> <div style="text-align: center;">  s </div> </div>			

WEDNESDAY ACTIVITY 2




	LOOK & SAY	they	feel	angry	
	SOUND OUT	sit	nap	tip	map
		dig	kit	kick	cap

	DRAW	Draw and colour the pictures in your book. Write the word under the picture			
				mop	ten

THURSDAY ACTIVITY 1





	LOOK & SAY	they	feel	angry	
	SOUND OUT	kin	can	sad	man
	DRAW	Buhlebendalo			

THURSDAY ACTIVITY 2


	LOOK & SAY	they	feel	angry	
	SOUND OUT	kick	kin	dot	sad
	DRAW	Buhlebendalo looking sad			





FRIDAY ACTIVITY 1

	LOOK & SAY	they	feel	angry	
	SOUND OUT	tin	ten	tip	top
		pat	sat	cap	tap

	<p>DRAW</p>	<p>Draw and colour the pictures in your book. Write the word under the picture.</p> <div style="display: flex; justify-content: space-around; align-items: center;"> <div style="text-align: center;">  cat </div> <div style="text-align: center;">  sad </div> <div style="text-align: center;">  men </div> </div>		
---	--------------------	--	--	--

FRIDAY ACTIVITY 2

	<p>LOOK & SAY</p>	<p>they</p>	<p>feel</p>	<p>angry</p>	
	<p>SOUND OUT</p>	<p>kick</p>	<p>sick</p>	<p>sock</p>	<p>lock</p>
		<p>sad</p>	<p>dad</p>	<p>got</p>	<p>dot</p>




	<p>DRAW</p>	<p>Draw and colour the pictures in your book. Write the word under the picture.</p> <div style="display: flex; justify-content: space-around; align-items: center;"> <div style="text-align: center;">  sock </div> <div style="text-align: center;">  dig </div> <div style="text-align: center;">  net </div> </div>		
---	--------------------	---	--	--

HOME LANGUAGE WORKSHEET




ENGLISH GRADE 1 TERM 1

WEEK 3






MONDAY ACTIVITY 1

	LOOK & SAY	we	go	to	school
	SOUND OUT				
	DRAW	Your school			

MONDAY ACTIVITY 2





	LOOK & SAY	we	go	to	school
	SOUND OUT				
	DRAW	You at school			

TUESDAY ACTIVITY 1






	LOOK & SAY	we	go	to	school
	SOUND OUT	a	a	a	a
	DRAW	<p>Draw and colour the pictures that start with /a/ in your book</p> <div style="display: flex; justify-content: space-around; align-items: center;"> <div style="text-align: center;">  <p>a</p> </div> <div style="text-align: center;">  <p>a</p> </div> </div>			

TUESDAY ACTIVITY 2




	LOOK & SAY	we	go	to	school
---	------------	----	----	----	--------



	SOUND OUT	a	a	a	a
		a	a	a	a
	DRAW	Draw and colour the pictures that start with /a/ in your book			
					
		a		a	

WEDNESDAY ACTIVITY 1




	LOOK & SAY	we	go	to	school
	SOUND OUT	a	a	a	a
		s	s	s	s
	DRAW	Draw and colour the pictures that start with /s/ in your book			
					
		s		s	

WEDNESDAY ACTIVITY 2




	LOOK & SAY	we	go	to	school
	SOUND OUT	a	a	a	a
		s	s	s	s
	DRAW	Draw and colour the pictures that start with /s/ in your book			

		 <p style="text-align: center;">s</p>	 <p style="text-align: center;">s</p>
--	--	--	--



THURSDAY ACTIVITY 1





	LOOK & SAY	we	go	to	school
	SOUND OUT	a	a	a	a
		s	s	s	s
	DRAW	Jabu			

THURSDAY ACTIVITY 2



	LOOK & SAY	we	go	to	school
	SOUND OUT	a	a	a	a
		s	s	s	s
	DRAW	Ben			





FRIDAY ACTIVITY 1

	LOOK & SAY	we	go	to	school
	SOUND OUT	a	a	a	a
		s	s	s	s

	<p>DRAW</p>	<p>Draw and colour the pictures in your book. Write a /a/ or /s/ under the picture</p> <div style="display: flex; justify-content: space-around; align-items: center;"> <div style="text-align: center;">  <p>s</p> </div> <div style="text-align: center;">  <p>s</p> </div> <div style="text-align: center;">  <p>a</p> </div> </div>				
---	--------------------	--	--	--	--	--

FRIDAY ACTIVITY 2

	<p>LOOK & SAY</p>	<p>we</p>	<p>go</p>	<p>to</p>	<p>school</p>	
	<p>SOUND OUT</p>	<p>a</p>	<p>a</p>	<p>a</p>	<p>a</p>	<p>a</p>
		<p>s</p>	<p>s</p>	<p>s</p>	<p>s</p>	<p>s</p>

	<p>DRAW</p>	<p>Draw and colour the pictures in your book. Write a /a/ or /s/ under the picture</p> <div style="display: flex; justify-content: space-around; align-items: center;"> <div style="text-align: center;">  <p>a</p> </div> <div style="text-align: center;">  <p>s</p> </div> <div style="text-align: center;">  <p>a</p> </div> </div>				
--	--------------------	---	--	--	--	--

HOME LANGUAGE WORKSHEET

ENGLISH GRADE 1 TERM 1

WEEK 4






MONDAY ACTIVITY 1

	LOOK & SAY	I	like	to	read
	SOUND OUT	a	a	a	a
		s	s	s	s
	DRAW	You reading			






MONDAY ACTIVITY 2

	LOOK & SAY	I	like	to	read
	SOUND OUT	a	a	a	a
		s	s	s	s
	DRAW	A book			






TUESDAY ACTIVITY 1

	LOOK & SAY	I	like	to	read
	SOUND OUT	s	a	t	sat
		s	a	t	sat
	DRAW	<p>Draw and colour the pictures that start with /t/ in your book.</p> <p>Write a /t/ under the picture</p> <div style="display: flex; justify-content: space-around; align-items: center;"> <div style="text-align: center;">  <p>t</p> </div> <div style="text-align: center;">  <p>t</p> </div> </div>			

TUESDAY ACTIVITY 2


	LOOK & SAY	I	like	to	read
	SOUND OUT	s	a	t	sat
		s	a	t	sat
	DRAW	<p>Draw and colour the pictures that start with /t/ in your book.</p> <p>Write a /t/ under the picture</p>			
					
		t		t	




WEDNESDAY ACTIVITY 1

	LOOK & SAY	I	like	to	read
	SOUND OUT	t	t	t	t
		p	p	p	p
	DRAW	<p>Draw and colour the pictures that start with /p/ in your book.</p> <p>Write a /p/ under the picture</p>			
					
		p		p	

WEDNESDAY ACTIVITY 2

	LOOK & SAY	I	like	to	read
---	------------	---	------	----	------

	SOUND OUT	p	a	t	pat
		t	a	p	tap

	DRAW	Draw and colour the pictures that start with /p/ in your book. Write a /p/ under the picture			
		 <p style="text-align: center;">p</p>		 <p style="text-align: center;">p</p>	

THURSDAY ACTIVITY 1


	LOOK & SAY	I	like	to	read
	SOUND OUT	a	s	t	p
		sat	pat	tap	taps
	DRAW	Olwethu			





THURSDAY ACTIVITY 2

	LOOK & SAY	I	like	to	read
	SOUND OUT	s	t	a	p
		tap	pat	sat	pats
	DRAW	Olwethu at school			

FRIDAY ACTIVITY 1


	LOOK & SAY	I	like	to	read
---	------------	---	------	----	------





	SOUND OUT	P	a	t	pat
		t	a	p	tap

	DRAW	Draw and colour the pictures in your book. Write a /t/ or /p/ under the picture.			
		 t	 t	 p	

FRIDAY ACTIVITY 2

	LOOK & SAY	I	like	to	read
---	------------	---	------	----	------

	SOUND OUT	s	a	t	sat
		p	a	t	pat




	DRAW	Draw and colour the pictures in your book. Write a /t/ or /p/ under the picture.			
		 p	 p	 t	

HOME LANGUAGE WORKSHEET




ENGLISH GRADE 1 TERM 1

WEEK 5



MONDAY ACTIVITY 1



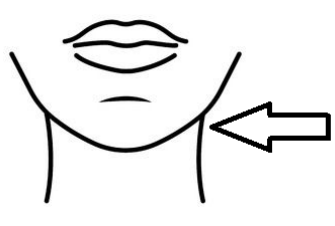
	LOOK & SAY	my	family	is	here
	SOUND OUT	p	t	a	s
		pat	tap	sat	pats
	DRAW	Your family			

MONDAY ACTIVITY 2






	LOOK & SAY	my	family	is	here
	SOUND OUT	tap	sat	pat	sap
		t	s	p	a
	DRAW	Your house			

TUESDAY ACTIVITY 1






	LOOK & SAY	my	family	is	here
	SOUND OUT	i	i	i	i
		s	i	t	sit

	DRAW	<p>Draw and colour the pictures that have the sound /i/ in your book.</p> <p>Write a /i/ under the picture</p>			
		 <p>i</p>		 <p>i</p>	



TUESDAY ACTIVITY 2




	LOOK & SAY	my	family	is	here
	SOUND OUT	p	i	t	pit
		t	i	p	tip
	DRAW	<p>Draw and colour the pictures that have the sound /i/ in your book. Write a /i/ under the picture</p> <div style="display: flex; justify-content: space-around; align-items: center;"> <div style="text-align: center;">  <p>i</p> </div> <div style="text-align: center;">  <p>i</p> </div> </div>			

WEDNESDAY ACTIVITY 1




	LOOK & SAY	my	family	is	here
	SOUND OUT	n	n	n	n
		n	a	p	nap
	DRAW	<p>Draw and colour the pictures that start with /n/ in your book. Write a /n/ under the picture</p> <div style="display: flex; justify-content: space-around; align-items: center;"> <div style="text-align: center;">  <p>n</p> </div> <div style="text-align: center;">  <p>n</p> </div> </div>			

WEDNESDAY ACTIVITY 2




	LOOK & SAY	my	family	is	here
	SOUND OUT	p	i	n	pin

		t	i	n	tin
	DRAW	<p>Draw and colour the pictures that start with /n/ in your book.</p> <p>Write a /n/ under the picture</p> <div style="display: flex; justify-content: space-around; align-items: center;"> <div style="text-align: center;">  <p>n</p> </div> <div style="text-align: center;">  <p>n</p> </div> </div>			



THURSDAY ACTIVITY 1





	LOOK & SAY	my	family	is	here
	SOUND OUT	sat	pat	tap	sit
		pin	tin	nap	pit
	DRAW	Bongi			

THURSDAY ACTIVITY 2



	LOOK & SAY	my	family	is	here
	SOUND OUT	i	sit	pit	tip
		n	nap	pin	tin
	DRAW	Bongi's family			





FRIDAY ACTIVITY 1

	LOOK & SAY	my	family	is	here
	SOUND OUT	s	i	t	Sit
		n	a	p	nap

	DRAW	<p>Draw and colour the pictures in your book. Write a /i/ or /n/ under the picture.</p> <div style="display: flex; justify-content: space-around; align-items: center;"> <div style="text-align: center;">  i </div> <div style="text-align: center;">  n </div> <div style="text-align: center;">  n </div> </div>
---	------	---

FRIDAY ACTIVITY 2

	LOOK & SAY	my	family	is	here
	SOUND OUT	t	i	p	tip
		p	i	n	pin




	DRAW	<p>Draw and colour the pictures in your book. Write a /i/ or /n/ under the picture.</p> <div style="display: flex; justify-content: space-around; align-items: center;"> <div style="text-align: center;">  i </div> <div style="text-align: center;">  n </div> <div style="text-align: center;">  i </div> </div>
---	------	---

HOME LANGUAGE WORKSHEET




ENGLISH GRADE 1 TERM 1

WEEK 6



MONDAY ACTIVITY 1




	LOOK & SAY	I	love	you	
	SOUND OUT	a	s	t	p
		i	n	sit	pan
	DRAW	A heart			

MONDAY ACTIVITY 2






	LOOK & SAY	I	love	you	
	SOUND OUT	n	a	p	nap
		t	i	p	tip
	DRAW	Someone you love			

TUESDAY ACTIVITY 1






	LOOK & SAY	I	love	you	
	SOUND OUT	m	m	m	m
		m	a	n	man

	DRAW	<p>Draw and colour the pictures that start with /m/ in your book.</p> <p>Write a /m/ under the picture</p> <div style="display: flex; justify-content: space-around; align-items: center;"> <div style="text-align: center;">  <p>m</p> </div> <div style="text-align: center;">  <p>m</p> </div> </div>			
---	------	--	--	--	--






TUESDAY ACTIVITY 2

	LOOK & SAY	I	love	you	
	SOUND OUT	m	a	t	mat
		m	a	p	map
	DRAW	<p>Draw and colour the pictures that start with /m/ in your book.</p> <p>Write the word under the picture</p> <div style="display: flex; justify-content: space-around; align-items: center;"> <div style="text-align: center;">  man </div> <div style="text-align: center;">  mat </div> </div>			




WEDNESDAY ACTIVITY 1

	LOOK & SAY	I	love	you	
	SOUND OUT	d	d	d	d
		s	a	d	sad
	DRAW	<p>Draw and colour the pictures that start with /d/ in your book.</p> <p>Write a /d/ under the picture</p> <div style="display: flex; justify-content: space-around; align-items: center;"> <div style="text-align: center;">  d </div> <div style="text-align: center;">  d </div> </div>			

WEDNESDAY ACTIVITY 2

	LOOK & SAY	I	love	you	
	SOUND OUT	d	a	d	dad
		d	a	m	dam
	DRAW	<p>Draw and colour the pictures that start with /d/ in your book. Write the word under the picture</p> <div style="display: flex; justify-content: space-around; align-items: center;"> <div style="text-align: center;">  dad </div> <div style="text-align: center;">  dam </div> </div>			




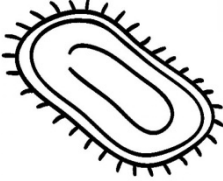


THURSDAY ACTIVITY 1

	LOOK & SAY	I	love	you	
	SOUND OUT	m	map	man	mat
		d	dam	dad	sad
	DRAW	Tseko			







THURSDAY ACTIVITY 2

	LOOK & SAY	I	love	you	
	SOUND OUT	m	map	man	mat
		d	dam	dad	sad
	DRAW	Tseko's baby sister			

FRIDAY ACTIVITY 1

	LOOK & SAY	I	love	you	
	SOUND OUT	s	a	d	sad
		m	a	d	mad
	DRAW	<p>Draw and colour the pictures in your book. Write the word under the picture.</p> <div style="display: flex; justify-content: space-around; align-items: center;"> <div style="text-align: center;">  <p>mat</p> </div> <div style="text-align: center;">  <p>dad</p> </div> <div style="text-align: center;">  <p>dam</p> </div> </div>			

FRIDAY ACTIVITY 2




	LOOK & SAY	I	love	you	
	SOUND OUT	d	a	d	dad
		m	a	p	map
	DRAW	<p>Draw and colour the pictures in your book. Write the word under the picture.</p> <div style="display: flex; justify-content: space-around; align-items: center;"> <div style="text-align: center;">  <p>man</p> </div> <div style="text-align: center;">  <p>sad</p> </div> <div style="text-align: center;">  <p>map</p> </div> </div>			

HOME LANGUAGE WORKSHEET




ENGLISH GRADE 1 TERM 1

WEEK 7






MONDAY ACTIVITY 1

	LOOK & SAY	we	play	outside	
	SOUND OUT	a	s	t	p
		i	n	m	d
	DRAW	You outside			






MONDAY ACTIVITY 2

	LOOK & SAY	we	play	outside	
	SOUND OUT	man	sit	dad	tin
		tap	pat	map	sad
	DRAW	You playing outside			






TUESDAY ACTIVITY 1

	LOOK & SAY	we	play	outside	
	SOUND OUT	o	o	o	o
		p	o	t	pot
	DRAW	<p>Draw and colour the pictures that starts with /o/ in your book.</p> <p>Write an /o/ under the picture</p> <div style="display: flex; justify-content: space-around; align-items: center;"> <div style="text-align: center;">  <p>o</p> </div> <div style="text-align: center;">  <p>o</p> </div> </div>			






TUESDAY ACTIVITY 2

	LOOK & SAY	we	play	outside	
	SOUND OUT	p	o	t	pot
		m	o	p	mop
	DRAW	<p>Draw and colour the pictures that have the sound /o/ in your book. Write the word under the picture</p> <div style="display: flex; justify-content: space-around; align-items: center;"> <div style="text-align: center;">  mop </div> <div style="text-align: center;">  pot </div> </div>			




WEDNESDAY ACTIVITY 1

	LOOK & SAY	we	play	outside	
	SOUND OUT	g	g	g	g
		g	o	t	got
	DRAW	<p>Draw and colour the pictures that start with /g/ in your book. Write a /g/ under the picture</p> <div style="display: flex; justify-content: space-around; align-items: center;"> <div style="text-align: center;">  g </div> <div style="text-align: center;">  g </div> </div>			




WEDNESDAY ACTIVITY 2

	LOOK & SAY	we	play	outside	
	SOUND OUT	p	i	g	pig
		d	i	g	dig
	DRAW	<p>Draw and colour the pictures that have the sound /g/ in your book. Write the word under the picture</p> <div style="display: flex; justify-content: space-around; align-items: center;"> <div style="text-align: center;">  pig </div> <div style="text-align: center;">  dig </div> </div>			







THURSDAY ACTIVITY 1

	LOOK & SAY	we	play	outside	
	SOUND OUT	o	pot	mop	dot
		g	got	pig	dig
	DRAW	Karabo, Tshepo and Cathy feeling hot			







THURSDAY ACTIVITY 2

	LOOK & SAY	we	play	outside	
	SOUND OUT	o	pot	mop	dot
		g	got	pig	dig
	DRAW	Karabo swimming			

FRIDAY ACTIVITY 1

	LOOK & SAY	we	play	outside	
	SOUND OUT	p	i	g	pig
		m	o	p	mop
	DRAW	<p>Draw and colour the pictures in your book. Write the word under the picture.</p> <div style="display: flex; justify-content: space-around; align-items: center;"> <div style="text-align: center;">  <p>mop</p> </div> <div style="text-align: center;">  <p>dig</p> </div> <div style="text-align: center;">  <p>pot</p> </div> </div>			

FRIDAY ACTIVITY 2




	LOOK & SAY	we	play	outside	
	SOUND OUT	d	o	g	dog
		d	o	t	dot
	DRAW	<p>Draw and colour the pictures in your book. Write the word under the picture.</p> <div style="display: flex; justify-content: space-around; align-items: center;"> <div style="text-align: center;">  <p>pig</p> </div> <div style="text-align: center;">  <p>dot</p> </div> <div style="text-align: center;">  <p>dog</p> </div> </div>			

HOME LANGUAGE WORKSHEET




ENGLISH GRADE 1 TERM 1

WEEK 8






MONDAY ACTIVITY 1

	LOOK & SAY	I	want	to	swim
	SOUND OUT	t	p	a	m
		s	o	g	d
	DRAW	You by the pool			






MONDAY ACTIVITY 2

	LOOK & SAY	I	want	to	swim
	SOUND OUT	man	sit	dad	dot
		tap	pat	pig	sad
	DRAW	You swimming			






TUESDAY ACTIVITY 1

	LOOK & SAY	I	want	to	swim
	SOUND OUT	c	c	c	c
		c	a	t	cat
	DRAW	<p>Draw and colour the pictures that starts with /c/ in your book.</p> <p>Write a /c/ under the picture</p> <div style="display: flex; justify-content: space-around; align-items: center;"> <div style="text-align: center;">  <p>c</p> </div> <div style="text-align: center;">  <p>c</p> </div> </div>			



TUESDAY ACTIVITY 2




	LOOK & SAY	I	want	to	swim
	SOUND OUT	c	a	p	cap
		c	a	n	can
	DRAW	<p>Draw and colour the pictures that start with /c/ in your book.</p> <p>Write the word under the picture</p> <div style="display: flex; justify-content: space-around; align-items: center;"> <div style="text-align: center;">  <p>cat</p> </div> <div style="text-align: center;">  <p>cap</p> </div> </div>			

WEDNESDAY ACTIVITY 1




	LOOK & SAY	I	want	to	swim
	SOUND OUT	k	k	k	k
		k	i	d	kid
	DRAW	<p>Draw and colour the pictures that start with /k/ in your book.</p> <p>Write a /k/ under the picture</p> <div style="display: flex; justify-content: space-around; align-items: center;"> <div style="text-align: center;">  <p>k</p> </div> <div style="text-align: center;">  <p>k</p> </div> </div>			

WEDNESDAY ACTIVITY 2




	LOOK & SAY	I	want	to	swim
	SOUND OUT	k	i	t	kit
		k	i	n	kin

	<p>DRAW</p>	<p>Draw and colour the pictures that start with /k/ in your book. Write the word under the picture</p> <div style="display: flex; justify-content: space-around; align-items: center;"> <div style="text-align: center;">  <p>kid</p> </div> <div style="text-align: center;">  <p>kit</p> </div> </div>
---	--------------------	---



THURSDAY ACTIVITY 1





	<p>LOOK & SAY</p>	<p>I</p>	<p>want</p>	<p>to</p>	<p>swim</p>
	<p>SOUND OUT</p>	<p>c</p>	<p>cat</p>	<p>cap</p>	<p>can</p>
		<p>k</p>	<p>kid</p>	<p>kit</p>	<p>kin</p>
	<p>DRAW</p>	<p>butterflies</p>			

THURSDAY ACTIVITY 2



	<p>LOOK & SAY</p>	<p>I</p>	<p>want</p>	<p>to</p>	<p>swim</p>
	<p>SOUND OUT</p>	<p>c</p>	<p>cat</p>	<p>cap</p>	<p>can</p>
		<p>k</p>	<p>kid</p>	<p>kit</p>	<p>kin</p>
	<p>DRAW</p>	<p>birds</p>			





FRIDAY ACTIVITY 1

	<p>LOOK & SAY</p>	<p>I</p>	<p>want</p>	<p>to</p>	<p>swim</p>
	<p>SOUND OUT</p>	<p>c</p>	<p>a</p>	<p>t</p>	<p>Cat</p>
		<p>k</p>	<p>i</p>	<p>n</p>	<p>kin</p>

	<p>DRAW</p>	<p>Draw and colour the pictures in your book. Write the word under the picture.</p> <div style="display: flex; justify-content: space-around; align-items: center;"> <div style="text-align: center;">  <p>kit</p> </div> <div style="text-align: center;">  <p>cap</p> </div> <div style="text-align: center;">  <p>can</p> </div> </div>		
---	--------------------	--	--	--

FRIDAY ACTIVITY 2

	<p>LOOK & SAY</p>	<p>I</p>	<p>want</p>	<p>to</p>	<p>swim</p>
	<p>SOUND OUT</p>	<p>c</p>	<p>o</p>	<p>t</p>	<p>cot</p>
		<p>k</p>	<p>i</p>	<p>d</p>	<p>kid</p>




	<p>DRAW</p>	<p>Draw and colour the pictures in your book. Write the word under the picture.</p> <div style="display: flex; justify-content: space-around; align-items: center;"> <div style="text-align: center;">  <p>cot</p> </div> <div style="text-align: center;">  <p>kid</p> </div> <div style="text-align: center;">  <p>cat</p> </div> </div>		
---	--------------------	--	--	--

HOME LANGUAGE WORKSHEET




ENGLISH GRADE 1 TERM 1

WEEK 9






MONDAY ACTIVITY 1

	LOOK & SAY	they	feel	happy	
	SOUND OUT	t	k	a	m
		s	o	c	d
	DRAW	How you feel			








MONDAY ACTIVITY 2

	LOOK & SAY	they	feel	happy	
	SOUND OUT	man	kid	dad	dot
		cap	pat	pig	sad
	DRAW	You feeling happy			






TUESDAY ACTIVITY 1

	LOOK & SAY	they	feel	happy	
	SOUND OUT	e	e	e	e
		m	e	n	men
	DRAW	<p>Draw and colour the pictures that starts with /e/ in your book.</p> <p>Write an /e/ under the picture</p> <div style="display: flex; justify-content: space-around; align-items: center;"> <div style="text-align: center;">  <p>e</p> </div> <div style="text-align: center;">  <p>e</p> </div> </div>			



TUESDAY ACTIVITY 2




	LOOK & SAY	they	feel	happy	
	SOUND OUT	n	e	t	net
		t	e	n	ten
	DRAW	<p>Draw and colour the pictures that have the sound /e/ in your book. Write the word under the picture</p> <div style="display: flex; justify-content: space-around; align-items: center;"> <div style="text-align: center;">   net </div> <div style="text-align: center;">   ten </div> </div>			

WEDNESDAY ACTIVITY 1




	LOOK & SAY	they	feel	happy	
	SOUND OUT	ck	ck	ck	ck
		k	i	ck	kick
	DRAW	<p>Draw and colour the pictures that end with /ck/ in your book. Write a /ck/ under the picture</p> <div style="display: flex; justify-content: space-around; align-items: center;"> <div style="text-align: center;">  ck </div> <div style="text-align: center;">  ck </div> </div>			

WEDNESDAY ACTIVITY 2




	LOOK & SAY	they	feel	happy	
	SOUND OUT	k	i	ck	kick
		s	i	ck	sick

	DRAW	Draw and colour the pictures that end with /ck/ in your book. Write the word under the picture			
		 kick	 sick		



THURSDAY ACTIVITY 1





	LOOK & SAY	they	feel	happy	
	SOUND OUT	e	net	men	ten
		ck	kick	sick	sock
	DRAW	Dan			

THURSDAY ACTIVITY 2

	LOOK & SAY	they	feel	happy	
	SOUND OUT	e	net	men	ten
		ck	kick	sick	sock
	DRAW	Dan's teacher			





FRIDAY ACTIVITY 1

	LOOK & SAY	they	feel	happy	
	SOUND OUT	m	e	n	men
		s	i	ck	sick

	<p>DRAW</p>	<p>Draw and colour the pictures in your book. Write the word under the picture.</p> <div style="display: flex; justify-content: space-around; align-items: center;"> <div style="text-align: center;">  <p>ten</p> </div> <div style="text-align: center;">  <p>sick</p> </div> <div style="text-align: center;">  <p>men</p> </div> </div>		
---	--------------------	---	--	--

FRIDAY ACTIVITY 2

	<p>LOOK & SAY</p>	<p>they</p>	<p>feel</p>	<p>happy</p>	
	<p>SOUND OUT</p>	<p>n</p>	<p>e</p>	<p>t</p>	<p>net</p>
		<p>k</p>	<p>i</p>	<p>ck</p>	<p>kick</p>




	<p>DRAW</p>	<p>Draw and colour the pictures in your book. Write the word under the picture.</p> <div style="display: flex; justify-content: space-around; align-items: center;"> <div style="text-align: center;">  <p>sock</p> </div> <div style="text-align: center;">  <p>kick</p> </div> <div style="text-align: center;">  <p>net</p> </div> </div>		
---	--------------------	--	--	--

HOME LANGUAGE WORKSHEET




ENGLISH GRADE 1 TERM 1

WEEK 10






MONDAY ACTIVITY 1

	LOOK & SAY	they	feel	angry	
	SOUND OUT	t	k	a	m
		s	o	c	d
	DRAW	How you feel			






MONDAY ACTIVITY 2

	LOOK & SAY	they	feel	angry	
	SOUND OUT	tap	kid	mat	dam
		sit	dot	cat	dad
	DRAW	You feeling angry			






TUESDAY ACTIVITY 1

	LOOK & SAY	they	feel	angry	
	SOUND OUT	p	i	n	pin
		n	e	ck	neck
	DRAW	<p>Draw and colour the pictures in your book. Write the sound it starts with under the picture.</p> <div style="display: flex; justify-content: space-around; align-items: center;"> <div style="text-align: center;">  o </div> <div style="text-align: center;">  p </div> </div>			

TUESDAY ACTIVITY 2




	LOOK & SAY	they	feel	angry	
	SOUND OUT	sat	pit	men	sick
		pig	tin	tap	pot
	DRAW	<p>Draw and colour the pictures in your book. Write the word under the picture</p> <div style="display: flex; justify-content: space-around; align-items: center;"> <div style="text-align: center;">  sick </div> <div style="text-align: center;">  pig </div> </div>			

WEDNESDAY ACTIVITY 1




	LOOK & SAY	they	feel	angry	
	SOUND OUT	pat	mop	dot	ten
		sock	net	got	pin
	DRAW	<p>Draw and colour the pictures in your book. Write the sound it starts with under the picture.</p> <div style="display: flex; justify-content: space-around; align-items: center;"> <div style="text-align: center;">  k </div> <div style="text-align: center;">  s </div> </div>			

WEDNESDAY ACTIVITY 2




	LOOK & SAY	they	feel	angry	
	SOUND OUT	sit	nap	tip	map
		dig	kit	kick	cap

	<p>DRAW</p>	<p>Draw and colour the pictures in your book. Write the word under the picture</p> <div style="display: flex; justify-content: space-around; align-items: center;"> <div style="text-align: center;">  <p>mop</p> </div> <div style="text-align: center;">  <p>ten</p> </div> </div>			
---	--------------------	---	--	--	--


THURSDAY ACTIVITY 1





	<p>LOOK & SAY</p>	they	feel	angry	
	<p>SOUND OUT</p>	kin	can	sad	man
		pick	cot	pit	dig
	<p>DRAW</p>	Buhlebendalo			

THURSDAY ACTIVITY 2



	<p>LOOK & SAY</p>	they	feel	angry	
	<p>SOUND OUT</p>	kick	kin	dot	sad
		mad	men	got	pin
	<p>DRAW</p>	Buhlebendalo looking sad			





FRIDAY ACTIVITY 1

	<p>LOOK & SAY</p>	they	feel	angry	
	<p>SOUND OUT</p>	tin	ten	tip	top
		pat	sat	cap	tap

	<p>DRAW</p>	<p>Draw and colour the pictures in your book. Write the word under the picture.</p> <div style="display: flex; justify-content: space-around; align-items: center;"> <div style="text-align: center;">  cat </div> <div style="text-align: center;">  sad </div> <div style="text-align: center;">  men </div> </div>		
---	--------------------	--	--	--

FRIDAY ACTIVITY 2

	<p>LOOK & SAY</p>	<p>they</p>	<p>feel</p>	<p>angry</p>	
	<p>SOUND OUT</p>	<p>kick</p>	<p>sick</p>	<p>sock</p>	<p>lock</p>
		<p>sad</p>	<p>dad</p>	<p>got</p>	<p>dot</p>




	<p>DRAW</p>	<p>Draw and colour the pictures in your book. Write the word under the picture.</p> <div style="display: flex; justify-content: space-around; align-items: center;"> <div style="text-align: center;">  sock </div> <div style="text-align: center;">  dig </div> <div style="text-align: center;">  net </div> </div>		
---	--------------------	---	--	--

HOME LANGUAGE WORKSHEET




ENGLISH GRADE 1 TERM 1

WEEK 3






MONDAY ACTIVITY 1

	LOOK & SAY	we	go	to	school
	SOUND OUT				
	DRAW	Your school			

MONDAY ACTIVITY 2





	LOOK & SAY	we	go	to	school
	SOUND OUT				
	DRAW	You at school			

TUESDAY ACTIVITY 1






	LOOK & SAY	we	go	to	school
	SOUND OUT	a	a	a	a
	DRAW	<p>Draw and colour the pictures that start with /a/ in your book</p> <div style="display: flex; justify-content: space-around; align-items: center;"> <div style="text-align: center;">  <p>a</p> </div> <div style="text-align: center;">  <p>a</p> </div> </div>			

TUESDAY ACTIVITY 2




	LOOK & SAY	we	go	to	school
---	------------	----	----	----	--------



	SOUND OUT	a	a	a	a
		a	a	a	a
	DRAW	Draw and colour the pictures that start with /a/ in your book			
		 a	 a		

WEDNESDAY ACTIVITY 1




	LOOK & SAY	we	go	to	school
	SOUND OUT	a	a	a	a
		s	s	s	s
	DRAW	Draw and colour the pictures that start with /s/ in your book			
		 s	 s		

WEDNESDAY ACTIVITY 2




	LOOK & SAY	we	go	to	school
	SOUND OUT	a	a	a	a
		s	s	s	s
	DRAW	Draw and colour the pictures that start with /s/ in your book			

		 <p style="text-align: center;">s</p>	 <p style="text-align: center;">s</p>
--	--	--	--



THURSDAY ACTIVITY 1





	LOOK & SAY	we	go	to	school
	SOUND OUT	a	a	a	a
		s	s	s	s
	DRAW	Jabu			

THURSDAY ACTIVITY 2



	LOOK & SAY	we	go	to	school
	SOUND OUT	a	a	a	a
		s	s	s	s
	DRAW	Ben			





FRIDAY ACTIVITY 1

	LOOK & SAY	we	go	to	school
	SOUND OUT	a	a	a	a
		s	s	s	s

	<p>DRAW</p>	<p>Draw and colour the pictures in your book. Write a /a/ or /s/ under the picture</p> <div style="display: flex; justify-content: space-around; align-items: center;"> <div style="text-align: center;">  <p>s</p> </div> <div style="text-align: center;">  <p>s</p> </div> <div style="text-align: center;">  <p>a</p> </div> </div>				
---	--------------------	--	--	--	--	--

FRIDAY ACTIVITY 2

	<p>LOOK & SAY</p>	<p>we</p>	<p>go</p>	<p>to</p>	<p>school</p>	
	<p>SOUND OUT</p>	<p>a</p>	<p>a</p>	<p>a</p>	<p>a</p>	<p>a</p>
		<p>s</p>	<p>s</p>	<p>s</p>	<p>s</p>	<p>s</p>

	<p>DRAW</p>	<p>Draw and colour the pictures in your book. Write a /a/ or /s/ under the picture</p> <div style="display: flex; justify-content: space-around; align-items: center;"> <div style="text-align: center;">  <p>a</p> </div> <div style="text-align: center;">  <p>s</p> </div> <div style="text-align: center;">  <p>a</p> </div> </div>				
--	--------------------	---	--	--	--	--

HOME LANGUAGE WORKSHEET

ENGLISH GRADE 1 TERM 1

WEEK 4






MONDAY ACTIVITY 1

	LOOK & SAY	I	like	to	read
	SOUND OUT	a	a	a	a
		s	s	s	s
	DRAW	You reading			






MONDAY ACTIVITY 2

	LOOK & SAY	I	like	to	read
	SOUND OUT	a	a	a	a
		s	s	s	s
	DRAW	A book			






TUESDAY ACTIVITY 1

	LOOK & SAY	I	like	to	read
	SOUND OUT	s	a	t	sat
		s	a	t	sat
	DRAW	<p>Draw and colour the pictures that start with /t/ in your book.</p> <p>Write a /t/ under the picture</p> <div style="display: flex; justify-content: space-around; align-items: center;"> <div style="text-align: center;">  <p>t</p> </div> <div style="text-align: center;">  <p>t</p> </div> </div>			

TUESDAY ACTIVITY 2


	LOOK & SAY	I	like	to	read
	SOUND OUT	s	a	t	sat
		s	a	t	sat
	DRAW	<p>Draw and colour the pictures that start with /t/ in your book.</p> <p>Write a /t/ under the picture</p> <div style="display: flex; justify-content: space-around; align-items: center;"> <div style="text-align: center;">  t </div> <div style="text-align: center;">  t </div> </div>			




WEDNESDAY ACTIVITY 1

	LOOK & SAY	I	like	to	read
	SOUND OUT	t	t	t	t
		p	p	p	p
	DRAW	<p>Draw and colour the pictures that start with /p/ in your book.</p> <p>Write a /p/ under the picture</p> <div style="display: flex; justify-content: space-around; align-items: center;"> <div style="text-align: center;">  p </div> <div style="text-align: center;">  p </div> </div>			

WEDNESDAY ACTIVITY 2

	LOOK & SAY	I	like	to	read
---	------------	---	------	----	------

	SOUND OUT	p	a	t	pat
		t	a	p	tap

	DRAW	<p>Draw and colour the pictures that start with /p/ in your book.</p> <p>Write a /p/ under the picture</p>			
		 <p>p</p>		 <p>p</p>	

THURSDAY ACTIVITY 1


	LOOK & SAY	I	like	to	read
	SOUND OUT	a	s	t	p
		sat	pat	tap	taps
	DRAW	Olwethu			





THURSDAY ACTIVITY 2

	LOOK & SAY	I	like	to	read
	SOUND OUT	s	t	a	p
		tap	pat	sat	pats
	DRAW	Olwethu at school			

FRIDAY ACTIVITY 1


	LOOK & SAY	I	like	to	read
---	------------	---	------	----	------





	SOUND OUT	P	a	t	pat
		t	a	p	tap

	DRAW	Draw and colour the pictures in your book. Write a /t/ or /p/ under the picture.			
		 t	 t	 p	

FRIDAY ACTIVITY 2

	LOOK & SAY	I	like	to	read
---	------------	---	------	----	------




	SOUND OUT	s	a	t	sat
		p	a	t	pat

	DRAW	Draw and colour the pictures in your book. Write a /t/ or /p/ under the picture.			
		 p	 p	 t	




HOME LANGUAGE WORKSHEET
ENGLISH GRADE 1 TERM 1

WEEK 5



MONDAY ACTIVITY 1




	LOOK & SAY	my	family	is	here
	SOUND OUT	p	t	a	s
		pat	tap	sat	pats
	DRAW	Your family			

MONDAY ACTIVITY 2






	LOOK & SAY	my	family	is	here
	SOUND OUT	tap	sat	pat	sap
		t	s	p	a
	DRAW	Your house			

TUESDAY ACTIVITY 1






	LOOK & SAY	my	family	is	here
	SOUND OUT	i	i	i	i
		s	i	t	sit

	DRAW	<p>Draw and colour the pictures that have the sound /i/ in your book. Write a /i/ under the picture</p>			
		 <p style="text-align: center;">i</p>		 <p style="text-align: center;">i</p>	



TUESDAY ACTIVITY 2




	LOOK & SAY	my	family	is	here
	SOUND OUT	p	i	t	pit
		t	i	p	tip
	DRAW	<p>Draw and colour the pictures that have the sound /i/ in your book. Write a /i/ under the picture</p> <div style="display: flex; justify-content: space-around; align-items: center;"> <div style="text-align: center;">  <p>i</p> </div> <div style="text-align: center;">  <p>i</p> </div> </div>			

WEDNESDAY ACTIVITY 1




	LOOK & SAY	my	family	is	here
	SOUND OUT	n	n	n	n
		n	a	p	nap
	DRAW	<p>Draw and colour the pictures that start with /n/ in your book. Write a /n/ under the picture</p> <div style="display: flex; justify-content: space-around; align-items: center;"> <div style="text-align: center;">  <p>n</p> </div> <div style="text-align: center;">  <p>n</p> </div> </div>			

WEDNESDAY ACTIVITY 2




	LOOK & SAY	my	family	is	here
	SOUND OUT	p	i	n	pin

		t	i	n	tin
	DRAW	Draw and colour the pictures that start with /n/ in your book. Write a /n/ under the picture			
					
		n		n	



THURSDAY ACTIVITY 1





	LOOK & SAY	my	family	is	here
	SOUND OUT	sat	pat	tap	sit
		pin	tin	nap	pit
	DRAW	Bongi			

THURSDAY ACTIVITY 2



	LOOK & SAY	my	family	is	here
	SOUND OUT	i	sit	pit	tip
		n	nap	pin	tin
	DRAW	Bongi's family			





FRIDAY ACTIVITY 1

	LOOK & SAY	my	family	is	here
	SOUND OUT	s	i	t	Sit
		n	a	p	nap

	DRAW	<p>Draw and colour the pictures in your book. Write a /i/ or /n/ under the picture.</p> <div style="display: flex; justify-content: space-around; align-items: center;"> <div style="text-align: center;">  i </div> <div style="text-align: center;">  n </div> <div style="text-align: center;">  n </div> </div>
---	------	---

FRIDAY ACTIVITY 2

	LOOK & SAY	my	family	is	here
	SOUND OUT	t	i	p	tip
		p	i	n	pin




	DRAW	<p>Draw and colour the pictures in your book. Write a /i/ or /n/ under the picture.</p> <div style="display: flex; justify-content: space-around; align-items: center;"> <div style="text-align: center;">  i </div> <div style="text-align: center;">  n </div> <div style="text-align: center;">  i </div> </div>
---	------	---

HOME LANGUAGE WORKSHEET




ENGLISH GRADE 1 TERM 1

WEEK 6



MONDAY ACTIVITY 1




	LOOK & SAY	I	love	you	
	SOUND OUT	a	s	t	p
		i	n	sit	pan
	DRAW	A heart			

MONDAY ACTIVITY 2






	LOOK & SAY	I	love	you	
	SOUND OUT	n	a	p	nap
		t	i	p	tip
	DRAW	Someone you love			

TUESDAY ACTIVITY 1






	LOOK & SAY	I	love	you	
	SOUND OUT	m	m	m	m
		m	a	n	man

	DRAW	<p>Draw and colour the pictures that start with /m/ in your book.</p> <p>Write a /m/ under the picture</p> <div style="display: flex; justify-content: space-around; align-items: center;"> <div style="text-align: center;">  <p>m</p> </div> <div style="text-align: center;">  <p>m</p> </div> </div>			
---	------	--	--	--	--






TUESDAY ACTIVITY 2

	LOOK & SAY	I	love	you	
	SOUND OUT	m	a	t	mat
		m	a	p	map
	DRAW	<p>Draw and colour the pictures that start with /m/ in your book.</p> <p>Write the word under the picture</p>			
					
		man		mat	




WEDNESDAY ACTIVITY 1

	LOOK & SAY	I	love	you	
	SOUND OUT	d	d	d	d
		s	a	d	sad
	DRAW	<p>Draw and colour the pictures that start with /d/ in your book.</p> <p>Write a /d/ under the picture</p>			
					
		d		d	

WEDNESDAY ACTIVITY 2

	LOOK & SAY	I	love	you	
	SOUND OUT	d	a	d	dad
		d	a	m	dam
	DRAW	<p>Draw and colour the pictures that start with /d/ in your book. Write the word under the picture</p> <div style="display: flex; justify-content: space-around; align-items: center;"> <div style="text-align: center;">  dad </div> <div style="text-align: center;">  dam </div> </div>			







THURSDAY ACTIVITY 1

	LOOK & SAY	I	love	you	
	SOUND OUT	m	map	man	mat
		d	dam	dad	sad
	DRAW	Tseko			







THURSDAY ACTIVITY 2

	LOOK & SAY	I	love	you	
	SOUND OUT	m	map	man	mat
		d	dam	dad	sad
	DRAW	Tseko's baby sister			

FRIDAY ACTIVITY 1

	LOOK & SAY	I	love	you	
	SOUND OUT	s	a	d	sad
		m	a	d	mad
	DRAW	<p>Draw and colour the pictures in your book. Write the word under the picture.</p> <div style="display: flex; justify-content: space-around; align-items: center;"> <div style="text-align: center;">  <p>mat</p> </div> <div style="text-align: center;">  <p>dad</p> </div> <div style="text-align: center;">  <p>dam</p> </div> </div>			

FRIDAY ACTIVITY 2




	LOOK & SAY	I	love	you	
	SOUND OUT	d	a	d	dad
		m	a	p	map
	DRAW	<p>Draw and colour the pictures in your book. Write the word under the picture.</p> <div style="display: flex; justify-content: space-around; align-items: center;"> <div style="text-align: center;">  <p>man</p> </div> <div style="text-align: center;">  <p>sad</p> </div> <div style="text-align: center;">  <p>map</p> </div> </div>			

HOME LANGUAGE WORKSHEET




ENGLISH GRADE 1 TERM 1

WEEK 7





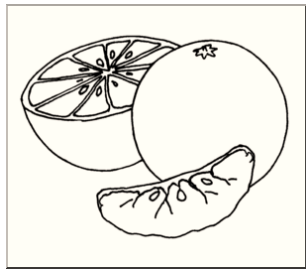
MONDAY ACTIVITY 1

	LOOK & SAY	we	play	outside	
	SOUND OUT	a	s	t	p
		i	n	m	d
	DRAW	You outside			






MONDAY ACTIVITY 2

	LOOK & SAY	we	play	outside	
	SOUND OUT	man	sit	dad	tin
		tap	pat	map	sad
	DRAW	You playing outside			






TUESDAY ACTIVITY 1

	LOOK & SAY	we	play	outside	
	SOUND OUT	o	o	o	o
		p	o	t	pot
	DRAW	<p>Draw and colour the pictures that starts with /o/ in your book.</p> <p>Write an /o/ under the picture</p> <div style="display: flex; justify-content: space-around; align-items: center;"> <div style="text-align: center;">  <p>o</p> </div> <div style="text-align: center;">  <p>o</p> </div> </div>			






TUESDAY ACTIVITY 2

	LOOK & SAY	we	play	outside	
	SOUND OUT	p	o	t	pot
		m	o	p	mop
	DRAW	<p>Draw and colour the pictures that have the sound /o/ in your book. Write the word under the picture</p> <div style="display: flex; justify-content: space-around; align-items: center;"> <div style="text-align: center;">  mop </div> <div style="text-align: center;">  pot </div> </div>			




WEDNESDAY ACTIVITY 1

	LOOK & SAY	we	play	outside	
	SOUND OUT	g	g	g	g
		g	o	t	got
	DRAW	<p>Draw and colour the pictures that start with /g/ in your book. Write a /g/ under the picture</p> <div style="display: flex; justify-content: space-around; align-items: center;"> <div style="text-align: center;">  g </div> <div style="text-align: center;">  g </div> </div>			




WEDNESDAY ACTIVITY 2

	LOOK & SAY	we	play	outside	
	SOUND OUT	p	i	g	pig
		d	i	g	dig
	DRAW	<p>Draw and colour the pictures that have the sound /g/ in your book. Write the word under the picture</p> <div style="display: flex; justify-content: space-around; align-items: center;"> <div style="text-align: center;">  pig </div> <div style="text-align: center;">  dig </div> </div>			







THURSDAY ACTIVITY 1

	LOOK & SAY	we	play	outside	
	SOUND OUT	o	pot	mop	dot
		g	got	pig	dig
	DRAW	Karabo, Tshepo and Cathy feeling hot			







THURSDAY ACTIVITY 2

	LOOK & SAY	we	play	outside	
	SOUND OUT	o	pot	mop	dot
		g	got	pig	dig
	DRAW	Karabo swimming			

FRIDAY ACTIVITY 1

	LOOK & SAY	we	play	outside	
	SOUND OUT	p	i	g	pig
		m	o	p	mop
	DRAW	<p>Draw and colour the pictures in your book. Write the word under the picture.</p> <div style="display: flex; justify-content: space-around; align-items: flex-end;"> <div style="text-align: center;">  <p>mop</p> </div> <div style="text-align: center;">  <p>dig</p> </div> <div style="text-align: center;">  <p>pot</p> </div> </div>			

FRIDAY ACTIVITY 2




	LOOK & SAY	we	play	outside	
	SOUND OUT	d	o	g	dog
		d	o	t	dot
	DRAW	<p>Draw and colour the pictures in your book. Write the word under the picture.</p> <div style="display: flex; justify-content: space-around; align-items: flex-end;"> <div style="text-align: center;">  <p>pig</p> </div> <div style="text-align: center;">  <p>dot</p> </div> <div style="text-align: center;">  <p>dog</p> </div> </div>			

HOME LANGUAGE WORKSHEET




ENGLISH GRADE 1 TERM 1

WEEK 8






MONDAY ACTIVITY 1

	LOOK & SAY	I	want	to	swim
	SOUND OUT	t	p	a	m
		s	o	g	d
	DRAW	You by the pool			






MONDAY ACTIVITY 2

	LOOK & SAY	I	want	to	swim
	SOUND OUT	man	sit	dad	dot
		tap	pat	pig	sad
	DRAW	You swimming			






TUESDAY ACTIVITY 1

	LOOK & SAY	I	want	to	swim
	SOUND OUT	c	c	c	c
		c	a	t	cat
	DRAW	<p>Draw and colour the pictures that starts with /c/ in your book.</p> <p>Write a /c/ under the picture</p> <div style="display: flex; justify-content: space-around; align-items: center;"> <div style="text-align: center;">  <p>c</p> </div> <div style="text-align: center;">  <p>c</p> </div> </div>			



TUESDAY ACTIVITY 2




	LOOK & SAY	I	want	to	swim
	SOUND OUT	c	a	p	cap
		c	a	n	can
	DRAW	<p>Draw and colour the pictures that start with /c/ in your book. Write the word under the picture</p> <div style="display: flex; justify-content: space-around; align-items: center;"> <div style="text-align: center;">  cat </div> <div style="text-align: center;">  cap </div> </div>			

WEDNESDAY ACTIVITY 1




	LOOK & SAY	I	want	to	swim
	SOUND OUT	k	k	k	k
		k	i	d	kid
	DRAW	<p>Draw and colour the pictures that start with /k/ in your book. Write a /k/ under the picture</p> <div style="display: flex; justify-content: space-around; align-items: center;"> <div style="text-align: center;">  k </div> <div style="text-align: center;">  k </div> </div>			

WEDNESDAY ACTIVITY 2




	LOOK & SAY	I	want	to	swim
	SOUND OUT	k	i	t	kit
		k	i	n	kin

	<p>DRAW</p>	<p>Draw and colour the pictures that start with /k/ in your book. Write the word under the picture</p> <div style="display: flex; justify-content: space-around; align-items: center;"> <div style="text-align: center;">  <p>kid</p> </div> <div style="text-align: center;">  <p>kit</p> </div> </div>
---	--------------------	---



THURSDAY ACTIVITY 1





	<p>LOOK & SAY</p>	<p>I</p>	<p>want</p>	<p>to</p>	<p>swim</p>
	<p>SOUND OUT</p>	<p>c</p>	<p>cat</p>	<p>cap</p>	<p>can</p>
		<p>k</p>	<p>kid</p>	<p>kit</p>	<p>kin</p>
	<p>DRAW</p>	<p>butterflies</p>			

THURSDAY ACTIVITY 2



	<p>LOOK & SAY</p>	<p>I</p>	<p>want</p>	<p>to</p>	<p>swim</p>
	<p>SOUND OUT</p>	<p>c</p>	<p>cat</p>	<p>cap</p>	<p>can</p>
		<p>k</p>	<p>kid</p>	<p>kit</p>	<p>kin</p>
	<p>DRAW</p>	<p>birds</p>			





FRIDAY ACTIVITY 1

	<p>LOOK & SAY</p>	<p>I</p>	<p>want</p>	<p>to</p>	<p>swim</p>
	<p>SOUND OUT</p>	<p>c</p>	<p>a</p>	<p>t</p>	<p>Cat</p>
		<p>k</p>	<p>i</p>	<p>n</p>	<p>kin</p>

	<p>DRAW</p>	<p>Draw and colour the pictures in your book. Write the word under the picture.</p> <div style="display: flex; justify-content: space-around; align-items: center;"> <div style="text-align: center;">  <p>kit</p> </div> <div style="text-align: center;">  <p>cap</p> </div> <div style="text-align: center;">  <p>can</p> </div> </div>		
---	--------------------	--	--	--

FRIDAY ACTIVITY 2

	<p>LOOK & SAY</p>	<p>I</p>	<p>want</p>	<p>to</p>	<p>swim</p>
	<p>SOUND OUT</p>	<p>c</p>	<p>o</p>	<p>t</p>	<p>cot</p>
		<p>k</p>	<p>i</p>	<p>d</p>	<p>kid</p>




	<p>DRAW</p>	<p>Draw and colour the pictures in your book. Write the word under the picture.</p> <div style="display: flex; justify-content: space-around; align-items: center;"> <div style="text-align: center;">  <p>cot</p> </div> <div style="text-align: center;">  <p>kid</p> </div> <div style="text-align: center;">  <p>cat</p> </div> </div>		
---	--------------------	--	--	--

HOME LANGUAGE WORKSHEET




ENGLISH GRADE 1 TERM 1

WEEK 9






MONDAY ACTIVITY 1

	LOOK & SAY	they	feel	happy	
	SOUND OUT	t	k	a	m
		s	o	c	d
	DRAW	How you feel			








MONDAY ACTIVITY 2

	LOOK & SAY	they	feel	happy	
	SOUND OUT	man	kid	dad	dot
		cap	pat	pig	sad
	DRAW	You feeling happy			






TUESDAY ACTIVITY 1

	LOOK & SAY	they	feel	happy	
	SOUND OUT	e	e	e	e
		m	e	n	men
	DRAW	<p>Draw and colour the pictures that starts with /e/ in your book.</p> <p>Write an /e/ under the picture</p> <div style="display: flex; justify-content: space-around; align-items: center;"> <div style="text-align: center;">  <p>e</p> </div> <div style="text-align: center;">  <p>e</p> </div> </div>			



TUESDAY ACTIVITY 2




	LOOK & SAY	they	feel	happy	
	SOUND OUT	n	e	t	net
		t	e	n	ten
	DRAW	<p>Draw and colour the pictures that have the sound /e/ in your book. Write the word under the picture</p> <div style="display: flex; justify-content: space-around; align-items: center;"> <div style="text-align: center;">   <p>net</p> </div> <div style="text-align: center;">   <p>ten</p> </div> </div>			

WEDNESDAY ACTIVITY 1




	LOOK & SAY	they	feel	happy	
	SOUND OUT	ck	ck	ck	ck
		k	i	ck	kick
	DRAW	<p>Draw and colour the pictures that end with /ck/ in your book. Write a /ck/ under the picture</p> <div style="display: flex; justify-content: space-around; align-items: center;"> <div style="text-align: center;">  <p>ck</p> </div> <div style="text-align: center;">  <p>ck</p> </div> </div>			

WEDNESDAY ACTIVITY 2




	LOOK & SAY	they	feel	happy	
	SOUND OUT	k	i	ck	kick
		s	i	ck	sick

	<p>DRAW</p>	<p>Draw and colour the pictures that end with /ck/ in your book. Write the word under the picture</p> <div style="display: flex; justify-content: space-around; align-items: center;"> <div style="text-align: center;">  <p>kick</p> </div> <div style="text-align: center;">  <p>sick</p> </div> </div>
---	--------------------	--

THURSDAY ACTIVITY 1





	<p>LOOK & SAY</p>	they	feel	happy	
	<p>SOUND OUT</p>	e	net	men	ten
		ck	kick	sick	sock
	<p>DRAW</p>	Dan			

THURSDAY ACTIVITY 2

	<p>LOOK & SAY</p>	they	feel	happy	
	<p>SOUND OUT</p>	e	net	men	ten
		ck	kick	sick	sock
	<p>DRAW</p>	Dan's teacher			





FRIDAY ACTIVITY 1

	<p>LOOK & SAY</p>	they	feel	happy	
	<p>SOUND OUT</p>	m	e	n	men
		s	i	ck	sick

	<p>DRAW</p>	<p>Draw and colour the pictures in your book. Write the word under the picture.</p> <div style="display: flex; justify-content: space-around; align-items: center;"> <div style="text-align: center;">  <p>ten</p> </div> <div style="text-align: center;">  <p>sick</p> </div> <div style="text-align: center;">  <p>men</p> </div> </div>		
---	--------------------	---	--	--

FRIDAY ACTIVITY 2

	<p>LOOK & SAY</p>	<p>they</p>	<p>feel</p>	<p>happy</p>	
	<p>SOUND OUT</p>	<p>n</p>	<p>e</p>	<p>t</p>	<p>net</p>
		<p>k</p>	<p>i</p>	<p>ck</p>	<p>kick</p>




	<p>DRAW</p>	<p>Draw and colour the pictures in your book. Write the word under the picture.</p> <div style="display: flex; justify-content: space-around; align-items: center;"> <div style="text-align: center;">  <p>sock</p> </div> <div style="text-align: center;">  <p>kick</p> </div> <div style="text-align: center;">  <p>net</p> </div> </div>		
---	--------------------	--	--	--

HOME LANGUAGE WORKSHEET




ENGLISH GRADE 1 TERM 1

WEEK 10






MONDAY ACTIVITY 1

	LOOK & SAY	they	feel	angry	
	SOUND OUT	t	k	a	m
		s	o	c	d
	DRAW	How you feel			






MONDAY ACTIVITY 2

	LOOK & SAY	they	feel	angry	
	SOUND OUT	tap	kid	mat	dam
		sit	dot	cat	dad
	DRAW	You feeling angry			






TUESDAY ACTIVITY 1

	LOOK & SAY	they	feel	angry	
	SOUND OUT	p	i	n	pin
		n	e	ck	neck
	DRAW	<p>Draw and colour the pictures in your book. Write the sound it starts with under the picture.</p> <div style="display: flex; justify-content: space-around; align-items: center;"> <div style="text-align: center;">  o </div> <div style="text-align: center;">  p </div> </div>			


TUESDAY ACTIVITY 2




	LOOK & SAY	they	feel	angry	
	SOUND OUT	sat	pit	men	sick
		pig	tin	tap	pot
	DRAW	<p>Draw and colour the pictures in your book. Write the word under the picture</p> <div style="display: flex; justify-content: space-around; align-items: center;"> <div style="text-align: center;">  <p>sick</p> </div> <div style="text-align: center;">  <p>pig</p> </div> </div>			

WEDNESDAY ACTIVITY 1




	LOOK & SAY	they	feel	angry	
	SOUND OUT	pat	mop	dot	ten
		sock	net	got	pin
	DRAW	<p>Draw and colour the pictures in your book. Write the sound it starts with under the picture.</p> <div style="display: flex; justify-content: space-around; align-items: center;"> <div style="text-align: center;">  <p>k</p> </div> <div style="text-align: center;">  <p>s</p> </div> </div>			

WEDNESDAY ACTIVITY 2




	LOOK & SAY	they	feel	angry	
	SOUND OUT	sit	nap	tip	map
		dig	kit	kick	cap

	DRAW	Draw and colour the pictures in your book. Write the word under the picture			
				mop	ten

THURSDAY ACTIVITY 1





	LOOK & SAY	they	feel	angry	
	SOUND OUT	kin	can	sad	man
		pick	cot	pit	dig
	DRAW	Buhlebendalo			

THURSDAY ACTIVITY 2



	LOOK & SAY	they	feel	angry	
	SOUND OUT	kick	kin	dot	sad
		mad	men	got	pin
	DRAW	Buhlebendalo looking sad			





FRIDAY ACTIVITY 1

	LOOK & SAY	they	feel	angry	
	SOUND OUT	tin	ten	tip	top
		pat	sat	cap	tap

	<p>DRAW</p>	<p>Draw and colour the pictures in your book. Write the word under the picture.</p> <div style="display: flex; justify-content: space-around; align-items: center;"> <div style="text-align: center;">  cat </div> <div style="text-align: center;">  sad </div> <div style="text-align: center;">  men </div> </div>		
---	--------------------	--	--	--

FRIDAY ACTIVITY 2

	<p>LOOK & SAY</p>	<p>they</p>	<p>feel</p>	<p>angry</p>	
	<p>SOUND OUT</p>	<p>kick</p>	<p>sick</p>	<p>sock</p>	<p>lock</p>
		<p>sad</p>	<p>dad</p>	<p>got</p>	<p>dot</p>




	<p>DRAW</p>	<p>Draw and colour the pictures in your book. Write the word under the picture.</p> <div style="display: flex; justify-content: space-around; align-items: center;"> <div style="text-align: center;">  sock </div> <div style="text-align: center;">  dig </div> <div style="text-align: center;">  net </div> </div>		
---	--------------------	---	--	--

HOME LANGUAGE WORKSHEET




ENGLISH GRADE 1 TERM 1

WEEK 3






MONDAY ACTIVITY 1

	LOOK & SAY	we	go	to	school
	SOUND OUT				
	DRAW	Your school			

MONDAY ACTIVITY 2





	LOOK & SAY	we	go	to	school
	SOUND OUT				
	DRAW	You at school			

TUESDAY ACTIVITY 1






	LOOK & SAY	we	go	to	school
	SOUND OUT	a	a	a	a
	DRAW	<p>Draw and colour the pictures that start with /a/ in your book</p> <div style="display: flex; justify-content: space-around; align-items: center;"> <div style="text-align: center;">  <p>a</p> </div> <div style="text-align: center;">  <p>a</p> </div> </div>			

TUESDAY ACTIVITY 2




	LOOK & SAY	we	go	to	school
---	------------	----	----	----	--------



	SOUND OUT	a	a	a	a
		a	a	a	a
	DRAW	Draw and colour the pictures that start with /a/ in your book			
		 a	 a		

WEDNESDAY ACTIVITY 1




	LOOK & SAY	we	go	to	school
	SOUND OUT	a	a	a	a
		s	s	s	s
	DRAW	Draw and colour the pictures that start with /s/ in your book			
		 s	 s		

WEDNESDAY ACTIVITY 2




	LOOK & SAY	we	go	to	school
	SOUND OUT	a	a	a	a
		s	s	s	s
	DRAW	Draw and colour the pictures that start with /s/ in your book			

		 <p style="text-align: center;">s</p>	 <p style="text-align: center;">s</p>
--	--	--	--



THURSDAY ACTIVITY 1





	LOOK & SAY	we	go	to	school
	SOUND OUT	a	a	a	a
		s	s	s	s
	DRAW	Jabu			

THURSDAY ACTIVITY 2



	LOOK & SAY	we	go	to	school
	SOUND OUT	a	a	a	a
		s	s	s	s
	DRAW	Ben			





FRIDAY ACTIVITY 1

	LOOK & SAY	we	go	to	school
	SOUND OUT	a	a	a	a
		s	s	s	s

	<p>DRAW</p>	<p>Draw and colour the pictures in your book. Write a /a/ or /s/ under the picture</p> <div style="display: flex; justify-content: space-around; align-items: center;"> <div style="text-align: center;">  <p>s</p> </div> <div style="text-align: center;">  <p>s</p> </div> <div style="text-align: center;">  <p>a</p> </div> </div>				
---	--------------------	--	--	--	--	--

FRIDAY ACTIVITY 2

	<p>LOOK & SAY</p>	<p>we</p>	<p>go</p>	<p>to</p>	<p>school</p>	
	<p>SOUND OUT</p>	<p>a</p>	<p>a</p>	<p>a</p>	<p>a</p>	<p>a</p>
		<p>s</p>	<p>s</p>	<p>s</p>	<p>s</p>	<p>s</p>

	<p>DRAW</p>	<p>Draw and colour the pictures in your book. Write a /a/ or /s/ under the picture</p> <div style="display: flex; justify-content: space-around; align-items: center;"> <div style="text-align: center;">  <p>a</p> </div> <div style="text-align: center;">  <p>s</p> </div> <div style="text-align: center;">  <p>a</p> </div> </div>				
--	--------------------	---	--	--	--	--

HOME LANGUAGE WORKSHEET

ENGLISH GRADE 1 TERM 1

WEEK 4






MONDAY ACTIVITY 1

	LOOK & SAY	I	like	to	read
	SOUND OUT	a	a	a	a
		s	s	s	s
	DRAW	You reading			






MONDAY ACTIVITY 2

	LOOK & SAY	I	like	to	read
	SOUND OUT	a	a	a	a
		s	s	s	s
	DRAW	A book			






TUESDAY ACTIVITY 1

	LOOK & SAY	I	like	to	read
	SOUND OUT	s	a	t	sat
		s	a	t	sat
	DRAW	<p>Draw and colour the pictures that start with /t/ in your book.</p> <p>Write a /t/ under the picture</p> <div style="display: flex; justify-content: space-around; align-items: center;"> <div style="text-align: center;">  <p>t</p> </div> <div style="text-align: center;">  <p>t</p> </div> </div>			

TUESDAY ACTIVITY 2


	LOOK & SAY	I	like	to	read
	SOUND OUT	s	a	t	sat
		s	a	t	sat
	DRAW	<p>Draw and colour the pictures that start with /t/ in your book.</p> <p>Write a /t/ under the picture</p> <div style="display: flex; justify-content: space-around; align-items: center;"> <div style="text-align: center;">  t </div> <div style="text-align: center;">  t </div> </div>			




WEDNESDAY ACTIVITY 1

	LOOK & SAY	I	like	to	read
	SOUND OUT	t	t	t	t
		p	p	p	p
	DRAW	<p>Draw and colour the pictures that start with /p/ in your book.</p> <p>Write a /p/ under the picture</p> <div style="display: flex; justify-content: space-around; align-items: center;"> <div style="text-align: center;">  p </div> <div style="text-align: center;">  p </div> </div>			

WEDNESDAY ACTIVITY 2

	LOOK & SAY	I	like	to	read
---	------------	---	------	----	------

	SOUND OUT	p	a	t	pat
		t	a	p	tap

	DRAW	<p>Draw and colour the pictures that start with /p/ in your book.</p> <p>Write a /p/ under the picture</p>			
				p	p

THURSDAY ACTIVITY 1


	LOOK & SAY	I	like	to	read
	SOUND OUT	a	s	t	p
		sat	pat	tap	taps
	DRAW	Olwethu			





THURSDAY ACTIVITY 2

	LOOK & SAY	I	like	to	read
	SOUND OUT	s	t	a	p
		tap	pat	sat	pats
	DRAW	Olwethu at school			

FRIDAY ACTIVITY 1


	LOOK & SAY	I	like	to	read
---	------------	---	------	----	------





	SOUND OUT	P	a	t	pat
		t	a	p	tap

	DRAW	<p>Draw and colour the pictures in your book. Write a /t/ or /p/ under the picture.</p>			
		 t	 t	 p	

FRIDAY ACTIVITY 2

	LOOK & SAY	I	like	to	read
---	-----------------------	---	------	----	------




	SOUND OUT	s	a	t	sat
		p	a	t	pat

	DRAW	<p>Draw and colour the pictures in your book. Write a /t/ or /p/ under the picture.</p>			
		 p	 p	 t	




HOME LANGUAGE WORKSHEET
ENGLISH GRADE 1 TERM 1

WEEK 5



MONDAY ACTIVITY 1




	LOOK & SAY	my	family	is	here
	SOUND OUT	p	t	a	s
		pat	tap	sat	pats
	DRAW	Your family			

MONDAY ACTIVITY 2






	LOOK & SAY	my	family	is	here
	SOUND OUT	tap	sat	pat	sap
		t	s	p	a
	DRAW	Your house			

TUESDAY ACTIVITY 1






	LOOK & SAY	my	family	is	here
	SOUND OUT	i	i	i	i
		s	i	t	sit

	DRAW	<p>Draw and colour the pictures that have the sound /i/ in your book. Write a /i/ under the picture</p>			
		 <p style="text-align: center;">i</p>		 <p style="text-align: center;">i</p>	



TUESDAY ACTIVITY 2




	LOOK & SAY	my	family	is	here
	SOUND OUT	p	i	t	pit
		t	i	p	tip
	DRAW	<p>Draw and colour the pictures that have the sound /i/ in your book. Write a /i/ under the picture</p> <div style="display: flex; justify-content: space-around; align-items: center;"> <div style="text-align: center;">  <p>i</p> </div> <div style="text-align: center;">  <p>i</p> </div> </div>			

WEDNESDAY ACTIVITY 1




	LOOK & SAY	my	family	is	here
	SOUND OUT	n	n	n	n
		n	a	p	nap
	DRAW	<p>Draw and colour the pictures that start with /n/ in your book. Write a /n/ under the picture</p> <div style="display: flex; justify-content: space-around; align-items: center;"> <div style="text-align: center;">  <p>n</p> </div> <div style="text-align: center;">  <p>n</p> </div> </div>			

WEDNESDAY ACTIVITY 2




	LOOK & SAY	my	family	is	here
	SOUND OUT	p	i	n	pin

		t	i	n	tin
	DRAW	Draw and colour the pictures that start with /n/ in your book. Write a /n/ under the picture			
					
		n		n	



THURSDAY ACTIVITY 1





	LOOK & SAY	my	family	is	here
	SOUND OUT	sat	pat	tap	sit
		pin	tin	nap	pit
	DRAW	Bongi			

THURSDAY ACTIVITY 2



	LOOK & SAY	my	family	is	here
	SOUND OUT	i	sit	pit	tip
		n	nap	pin	tin
	DRAW	Bongi's family			





FRIDAY ACTIVITY 1

	LOOK & SAY	my	family	is	here
	SOUND OUT	s	i	t	Sit
		n	a	p	nap

	DRAW	<p>Draw and colour the pictures in your book. Write a /i/ or /n/ under the picture.</p> <div style="display: flex; justify-content: space-around; align-items: center;"> <div style="text-align: center;">  i </div> <div style="text-align: center;">  n </div> <div style="text-align: center;">  n </div> </div>
---	------	---

FRIDAY ACTIVITY 2

	LOOK & SAY	my	family	is	here
	SOUND OUT	t	i	p	tip
		p	i	n	pin




	DRAW	<p>Draw and colour the pictures in your book. Write a /i/ or /n/ under the picture.</p> <div style="display: flex; justify-content: space-around; align-items: center;"> <div style="text-align: center;">  i </div> <div style="text-align: center;">  n </div> <div style="text-align: center;">  i </div> </div>
---	------	---

HOME LANGUAGE WORKSHEET




ENGLISH GRADE 1 TERM 1

WEEK 6



MONDAY ACTIVITY 1




	LOOK & SAY	I	love	you	
	SOUND OUT	a	s	t	p
		i	n	sit	pan
	DRAW	A heart			

MONDAY ACTIVITY 2






	LOOK & SAY	I	love	you	
	SOUND OUT	n	a	p	nap
		t	i	p	tip
	DRAW	Someone you love			

TUESDAY ACTIVITY 1






	LOOK & SAY	I	love	you	
	SOUND OUT	m	m	m	m
		m	a	n	man

	DRAW	<p>Draw and colour the pictures that start with /m/ in your book.</p> <p>Write a /m/ under the picture</p> <div style="display: flex; justify-content: space-around; align-items: center;"> <div style="text-align: center;">  <p>m</p> </div> <div style="text-align: center;">  <p>m</p> </div> </div>			
---	------	--	--	--	--






TUESDAY ACTIVITY 2

	LOOK & SAY	I	love	you	
	SOUND OUT	m	a	t	mat
		m	a	p	map
	DRAW	<p>Draw and colour the pictures that start with /m/ in your book.</p> <p>Write the word under the picture</p> <div style="display: flex; justify-content: space-around; align-items: center;"> <div style="text-align: center;">  man </div> <div style="text-align: center;">  mat </div> </div>			




WEDNESDAY ACTIVITY 1

	LOOK & SAY	I	love	you	
	SOUND OUT	d	d	d	d
		s	a	d	sad
	DRAW	<p>Draw and colour the pictures that start with /d/ in your book.</p> <p>Write a /d/ under the picture</p> <div style="display: flex; justify-content: space-around; align-items: center;"> <div style="text-align: center;">  d </div> <div style="text-align: center;">  d </div> </div>			

WEDNESDAY ACTIVITY 2

	LOOK & SAY	I	love	you	
	SOUND OUT	d	a	d	dad
		d	a	m	dam
	DRAW	<p>Draw and colour the pictures that start with /d/ in your book. Write the word under the picture</p> <div style="display: flex; justify-content: space-around; align-items: center;"> <div style="text-align: center;">  <p>dad</p> </div> <div style="text-align: center;">  <p>dam</p> </div> </div>			







THURSDAY ACTIVITY 1

	LOOK & SAY	I	love	you	
	SOUND OUT	m	map	man	mat
		d	dam	dad	sad
	DRAW	Tseko			







THURSDAY ACTIVITY 2

	LOOK & SAY	I	love	you	
	SOUND OUT	m	map	man	mat
		d	dam	dad	sad
	DRAW	Tseko's baby sister			

FRIDAY ACTIVITY 1

	LOOK & SAY	I	love	you	
	SOUND OUT	s	a	d	sad
		m	a	d	mad
	DRAW	<p>Draw and colour the pictures in your book. Write the word under the picture.</p> <div style="display: flex; justify-content: space-around; align-items: center;"> <div style="text-align: center;">  <p>mat</p> </div> <div style="text-align: center;">  <p>dad</p> </div> <div style="text-align: center;">  <p>dam</p> </div> </div>			

FRIDAY ACTIVITY 2




	LOOK & SAY	I	love	you	
	SOUND OUT	d	a	d	dad
		m	a	p	map
	DRAW	<p>Draw and colour the pictures in your book. Write the word under the picture.</p> <div style="display: flex; justify-content: space-around; align-items: center;"> <div style="text-align: center;">  <p>man</p> </div> <div style="text-align: center;">  <p>sad</p> </div> <div style="text-align: center;">  <p>map</p> </div> </div>			

HOME LANGUAGE WORKSHEET




ENGLISH GRADE 1 TERM 1

WEEK 7



MONDAY ACTIVITY 1




	LOOK & SAY	we	play	outside	
	SOUND OUT	a	s	t	p
		i	n	m	d
	DRAW	You outside			

MONDAY ACTIVITY 2






	LOOK & SAY	we	play	outside	
	SOUND OUT	man	sit	dad	tin
		tap	pat	map	sad
	DRAW	You playing outside			

TUESDAY ACTIVITY 1






	LOOK & SAY	we	play	outside	
	SOUND OUT	o	o	o	o
		p	o	t	pot

	DRAW	<p>Draw and colour the pictures that starts with /o/ in your book.</p> <p>Write an /o/ under the picture</p>			
					
		o		o	






TUESDAY ACTIVITY 2

	LOOK & SAY	we	play	outside	
	SOUND OUT	p	o	t	pot
		m	o	p	mop
	DRAW	<p>Draw and colour the pictures that have the sound /o/ in your book. Write the word under the picture</p> <div style="display: flex; justify-content: space-around; align-items: center;"> <div style="text-align: center;">  mop </div> <div style="text-align: center;">  pot </div> </div>			




WEDNESDAY ACTIVITY 1

	LOOK & SAY	we	play	outside	
	SOUND OUT	g	g	g	g
		g	o	t	got
	DRAW	<p>Draw and colour the pictures that start with /g/ in your book. Write a /g/ under the picture</p> <div style="display: flex; justify-content: space-around; align-items: center;"> <div style="text-align: center;">  g </div> <div style="text-align: center;">  g </div> </div>			




WEDNESDAY ACTIVITY 2

	LOOK & SAY	we	play	outside	
	SOUND OUT	p	i	g	pig
		d	i	g	dig
	DRAW	<p>Draw and colour the pictures that have the sound /g/ in your book. Write the word under the picture</p> <div style="display: flex; justify-content: space-around; align-items: center;"> <div style="text-align: center;">  pig </div> <div style="text-align: center;">  dig </div> </div>			







THURSDAY ACTIVITY 1

	LOOK & SAY	we	play	outside	
	SOUND OUT	o	pot	mop	dot
		g	got	pig	dig
	DRAW	Karabo, Tshepo and Cathy feeling hot			







THURSDAY ACTIVITY 2

	LOOK & SAY	we	play	outside	
	SOUND OUT	o	pot	mop	dot
		g	got	pig	dig
	DRAW	Karabo swimming			

FRIDAY ACTIVITY 1

	LOOK & SAY	we	play	outside	
	SOUND OUT	p	i	g	pig
		m	o	p	mop
	DRAW	<p>Draw and colour the pictures in your book. Write the word under the picture.</p> <div style="display: flex; justify-content: space-around; align-items: center;"> <div style="text-align: center;">  <p>mop</p> </div> <div style="text-align: center;">  <p>dig</p> </div> <div style="text-align: center;">  <p>pot</p> </div> </div>			

FRIDAY ACTIVITY 2




	LOOK & SAY	we	play	outside	
	SOUND OUT	d	o	g	dog
		d	o	t	dot
	DRAW	<p>Draw and colour the pictures in your book. Write the word under the picture.</p> <div style="display: flex; justify-content: space-around; align-items: center;"> <div style="text-align: center;">  <p>pig</p> </div> <div style="text-align: center;">  <p>dot</p> </div> <div style="text-align: center;">  <p>dog</p> </div> </div>			

HOME LANGUAGE WORKSHEET




ENGLISH GRADE 1 TERM 1

WEEK 8






MONDAY ACTIVITY 1

	LOOK & SAY	I	want	to	swim
	SOUND OUT	t	p	a	m
		s	o	g	d
	DRAW	You by the pool			






MONDAY ACTIVITY 2

	LOOK & SAY	I	want	to	swim
	SOUND OUT	man	sit	dad	dot
		tap	pat	pig	sad
	DRAW	You swimming			






TUESDAY ACTIVITY 1

	LOOK & SAY	I	want	to	swim
	SOUND OUT	c	c	c	c
		c	a	t	cat
	DRAW	<p>Draw and colour the pictures that starts with /c/ in your book.</p> <p>Write a /c/ under the picture</p> <div style="display: flex; justify-content: space-around; align-items: center;"> <div style="text-align: center;">  <p>c</p> </div> <div style="text-align: center;">  <p>c</p> </div> </div>			



TUESDAY ACTIVITY 2




	LOOK & SAY	I	want	to	swim
	SOUND OUT	c	a	p	cap
		c	a	n	can
	DRAW	<p>Draw and colour the pictures that start with /c/ in your book.</p> <p>Write the word under the picture</p> <div style="display: flex; justify-content: space-around; align-items: center;"> <div style="text-align: center;">  <p>cat</p> </div> <div style="text-align: center;">  <p>cap</p> </div> </div>			

WEDNESDAY ACTIVITY 1




	LOOK & SAY	I	want	to	swim
	SOUND OUT	k	k	k	k
		k	i	d	kid
	DRAW	<p>Draw and colour the pictures that start with /k/ in your book.</p> <p>Write a /k/ under the picture</p> <div style="display: flex; justify-content: space-around; align-items: center;"> <div style="text-align: center;">  <p>k</p> </div> <div style="text-align: center;">  <p>k</p> </div> </div>			

WEDNESDAY ACTIVITY 2




	LOOK & SAY	I	want	to	swim
	SOUND OUT	k	i	t	kit
		k	i	n	kin

	<p>DRAW</p>	<p>Draw and colour the pictures that start with /k/ in your book. Write the word under the picture</p> <div style="display: flex; justify-content: space-around; align-items: center;"> <div style="text-align: center;">  <p>kid</p> </div> <div style="text-align: center;">  <p>kit</p> </div> </div>
---	--------------------	---



THURSDAY ACTIVITY 1





	<p>LOOK & SAY</p>	<p>I</p>	<p>want</p>	<p>to</p>	<p>swim</p>
	<p>SOUND OUT</p>	<p>c</p>	<p>cat</p>	<p>cap</p>	<p>can</p>
		<p>k</p>	<p>kid</p>	<p>kit</p>	<p>kin</p>
	<p>DRAW</p>	<p>butterflies</p>			

THURSDAY ACTIVITY 2



	<p>LOOK & SAY</p>	<p>I</p>	<p>want</p>	<p>to</p>	<p>swim</p>
	<p>SOUND OUT</p>	<p>c</p>	<p>cat</p>	<p>cap</p>	<p>can</p>
		<p>k</p>	<p>kid</p>	<p>kit</p>	<p>kin</p>
	<p>DRAW</p>	<p>birds</p>			





FRIDAY ACTIVITY 1

	<p>LOOK & SAY</p>	<p>I</p>	<p>want</p>	<p>to</p>	<p>swim</p>
	<p>SOUND OUT</p>	<p>c</p>	<p>a</p>	<p>t</p>	<p>Cat</p>
		<p>k</p>	<p>i</p>	<p>n</p>	<p>kin</p>

	<p>DRAW</p>	<p>Draw and colour the pictures in your book. Write the word under the picture.</p> <div style="display: flex; justify-content: space-around; align-items: center;"> <div style="text-align: center;">  <p>kit</p> </div> <div style="text-align: center;">  <p>cap</p> </div> <div style="text-align: center;">  <p>can</p> </div> </div>		
---	--------------------	--	--	--

FRIDAY ACTIVITY 2

	<p>LOOK & SAY</p>	<p>I</p>	<p>want</p>	<p>to</p>	<p>swim</p>
	<p>SOUND OUT</p>	<p>c</p>	<p>o</p>	<p>t</p>	<p>cot</p>
		<p>k</p>	<p>i</p>	<p>d</p>	<p>kid</p>




	<p>DRAW</p>	<p>Draw and colour the pictures in your book. Write the word under the picture.</p> <div style="display: flex; justify-content: space-around; align-items: center;"> <div style="text-align: center;">  <p>cot</p> </div> <div style="text-align: center;">  <p>kid</p> </div> <div style="text-align: center;">  <p>cat</p> </div> </div>		
---	--------------------	--	--	--

HOME LANGUAGE WORKSHEET




ENGLISH GRADE 1 TERM 1

WEEK 9






MONDAY ACTIVITY 1

	LOOK & SAY	they	feel	happy	
	SOUND OUT	t	k	a	m
		s	o	c	d
	DRAW	How you feel			








MONDAY ACTIVITY 2

	LOOK & SAY	they	feel	happy	
	SOUND OUT	man	kid	dad	dot
		cap	pat	pig	sad
	DRAW	You feeling happy			






TUESDAY ACTIVITY 1

	LOOK & SAY	they	feel	happy	
	SOUND OUT	e	e	e	e
		m	e	n	men
	DRAW	<p>Draw and colour the pictures that starts with /e/ in your book.</p> <p>Write an /e/ under the picture</p> <div style="display: flex; justify-content: space-around; align-items: center;"> <div style="text-align: center;">  <p>e</p> </div> <div style="text-align: center;">  <p>e</p> </div> </div>			



TUESDAY ACTIVITY 2




	LOOK & SAY	they	feel	happy	
	SOUND OUT	n	e	t	net
		t	e	n	ten
	DRAW	<p>Draw and colour the pictures that have the sound /e/ in your book. Write the word under the picture</p> <div style="display: flex; justify-content: space-around; align-items: center;"> <div style="text-align: center;">   net </div> <div style="text-align: center;">   ten </div> </div>			

WEDNESDAY ACTIVITY 1




	LOOK & SAY	they	feel	happy	
	SOUND OUT	ck	ck	ck	ck
		k	i	ck	kick
	DRAW	<p>Draw and colour the pictures that end with /ck/ in your book. Write a /ck/ under the picture</p> <div style="display: flex; justify-content: space-around; align-items: center;"> <div style="text-align: center;">  ck </div> <div style="text-align: center;">  ck </div> </div>			

WEDNESDAY ACTIVITY 2




	LOOK & SAY	they	feel	happy	
	SOUND OUT	k	i	ck	kick
		s	i	ck	sick

	DRAW	<p>Draw and colour the pictures that end with /ck/ in your book. Write the word under the picture</p> <div style="display: flex; justify-content: space-around; align-items: center;"> <div style="text-align: center;">  <p>kick</p> </div> <div style="text-align: center;">  <p>sick</p> </div> </div>
---	-------------	--

THURSDAY ACTIVITY 1





	LOOK & SAY	they	feel	happy	
	SOUND OUT	e	net	men	ten
		ck	kick	sick	sock
	DRAW	Dan			

THURSDAY ACTIVITY 2

	LOOK & SAY	they	feel	happy	
	SOUND OUT	e	net	men	ten
		ck	kick	sick	sock
	DRAW	Dan's teacher			





FRIDAY ACTIVITY 1

	LOOK & SAY	they	feel	happy	
	SOUND OUT	m	e	n	men
		s	i	ck	sick

	<p>DRAW</p>	<p>Draw and colour the pictures in your book. Write the word under the picture.</p> <div style="display: flex; justify-content: space-around; align-items: center;"> <div style="text-align: center;">  <p>ten</p> </div> <div style="text-align: center;">  <p>sick</p> </div> <div style="text-align: center;">  <p>men</p> </div> </div>		
---	--------------------	---	--	--

FRIDAY ACTIVITY 2

	<p>LOOK & SAY</p>	<p>they</p>	<p>feel</p>	<p>happy</p>	
	<p>SOUND OUT</p>	<p>n</p>	<p>e</p>	<p>t</p>	<p>net</p>
		<p>k</p>	<p>i</p>	<p>ck</p>	<p>kick</p>




	<p>DRAW</p>	<p>Draw and colour the pictures in your book. Write the word under the picture.</p> <div style="display: flex; justify-content: space-around; align-items: center;"> <div style="text-align: center;">  <p>sock</p> </div> <div style="text-align: center;">  <p>kick</p> </div> <div style="text-align: center;">  <p>net</p> </div> </div>		
---	--------------------	--	--	--

HOME LANGUAGE WORKSHEET




ENGLISH GRADE 1 TERM 1

WEEK 10






MONDAY ACTIVITY 1

	LOOK & SAY	they	feel	angry	
	SOUND OUT	t	k	a	m
		s	o	c	d
	DRAW	How you feel			






MONDAY ACTIVITY 2

	LOOK & SAY	they	feel	angry	
	SOUND OUT	tap	kid	mat	dam
		sit	dot	cat	dad
	DRAW	You feeling angry			






TUESDAY ACTIVITY 1

	LOOK & SAY	they	feel	angry	
	SOUND OUT	p	i	n	pin
		n	e	ck	neck
	DRAW	<p>Draw and colour the pictures in your book. Write the sound it starts with under the picture.</p> <div style="display: flex; justify-content: space-around; align-items: center;"> <div style="text-align: center;">  o </div> <div style="text-align: center;">  p </div> </div>			

TUESDAY ACTIVITY 2




	LOOK & SAY	they	feel	angry	
	SOUND OUT	sat	pit	men	sick
		pig	tin	tap	pot
	DRAW	<p>Draw and colour the pictures in your book. Write the word under the picture</p> <div style="display: flex; justify-content: space-around; align-items: center;"> <div style="text-align: center;">  <p>sick</p> </div> <div style="text-align: center;">  <p>pig</p> </div> </div>			

WEDNESDAY ACTIVITY 1




	LOOK & SAY	they	feel	angry	
	SOUND OUT	pat	mop	dot	ten
		sock	net	got	pin
	DRAW	<p>Draw and colour the pictures in your book. Write the sound it starts with under the picture.</p> <div style="display: flex; justify-content: space-around; align-items: center;"> <div style="text-align: center;">  <p>k</p> </div> <div style="text-align: center;">  <p>s</p> </div> </div>			

WEDNESDAY ACTIVITY 2




	LOOK & SAY	they	feel	angry	
	SOUND OUT	sit	nap	tip	map
		dig	kit	kick	cap

	DRAW	Draw and colour the pictures in your book. Write the word under the picture			
				mop	ten

THURSDAY ACTIVITY 1





	LOOK & SAY	they	feel	angry	
	SOUND OUT	kin	can	sad	man
		pick	cot	pit	dig
	DRAW	Buhlebendalo			

THURSDAY ACTIVITY 2


	LOOK & SAY	they	feel	angry	
	SOUND OUT	kick	kin	dot	sad
		mad	men	got	pin
	DRAW	Buhlebendalo looking sad			





FRIDAY ACTIVITY 1

	LOOK & SAY	they	feel	angry	
	SOUND OUT	tin	ten	tip	top
		pat	sat	cap	tap

	<p>DRAW</p>	<p>Draw and colour the pictures in your book. Write the word under the picture.</p> <div style="display: flex; justify-content: space-around; align-items: center;"> <div style="text-align: center;">  cat </div> <div style="text-align: center;">  sad </div> <div style="text-align: center;">  men </div> </div>		
---	--------------------	--	--	--

FRIDAY ACTIVITY 2

	<p>LOOK & SAY</p>	<p>they</p>	<p>feel</p>	<p>angry</p>	
	<p>SOUND OUT</p>	<p>kick</p>	<p>sick</p>	<p>sock</p>	<p>lock</p>
		<p>sad</p>	<p>dad</p>	<p>got</p>	<p>dot</p>




	<p>DRAW</p>	<p>Draw and colour the pictures in your book. Write the word under the picture.</p> <div style="display: flex; justify-content: space-around; align-items: center;"> <div style="text-align: center;">  sock </div> <div style="text-align: center;">  dig </div> <div style="text-align: center;">  net </div> </div>		
---	--------------------	---	--	--

HOME LANGUAGE WORKSHEET




ENGLISH GRADE 1 TERM 1

WEEK 3






MONDAY ACTIVITY 1

	LOOK & SAY	we	go	to	school
	SOUND OUT				
	DRAW	Your school			

MONDAY ACTIVITY 2





	LOOK & SAY	we	go	to	school
	SOUND OUT				
	DRAW	You at school			

TUESDAY ACTIVITY 1






	LOOK & SAY	we	go	to	school
	SOUND OUT	a	a	a	a
	DRAW	<p>Draw and colour the pictures that start with /a/ in your book</p> <div style="display: flex; justify-content: space-around; align-items: center;"> <div style="text-align: center;">  <p>a</p> </div> <div style="text-align: center;">  <p>a</p> </div> </div>			

TUESDAY ACTIVITY 2




	LOOK & SAY	we	go	to	school
---	------------	----	----	----	--------



	SOUND OUT	a	a	a	a
		a	a	a	a
	DRAW	Draw and colour the pictures that start with /a/ in your book			
		 a	 a		

WEDNESDAY ACTIVITY 1




	LOOK & SAY	we	go	to	school
	SOUND OUT	a	a	a	a
		s	s	s	s
	DRAW	Draw and colour the pictures that start with /s/ in your book			
		 s	 s		

WEDNESDAY ACTIVITY 2




	LOOK & SAY	we	go	to	school
	SOUND OUT	a	a	a	a
		s	s	s	s
	DRAW	Draw and colour the pictures that start with /s/ in your book			

		 <p style="text-align: center;">s</p>	 <p style="text-align: center;">s</p>
--	--	--	--



THURSDAY ACTIVITY 1





	LOOK & SAY	we	go	to	school
	SOUND OUT	a	a	a	a
		s	s	s	s
	DRAW	Jabu			

THURSDAY ACTIVITY 2



	LOOK & SAY	we	go	to	school
	SOUND OUT	a	a	a	a
		s	s	s	s
	DRAW	Ben			





FRIDAY ACTIVITY 1

	LOOK & SAY	we	go	to	school
	SOUND OUT	a	a	a	a
		s	s	s	s

	<p>DRAW</p>	<p>Draw and colour the pictures in your book. Write a /a/ or /s/ under the picture</p> <div style="display: flex; justify-content: space-around; align-items: center;"> <div style="text-align: center;">  s </div> <div style="text-align: center;">  s </div> <div style="text-align: center;">  a </div> </div>				
---	--------------------	--	--	--	--	--

FRIDAY ACTIVITY 2

	<p>LOOK & SAY</p>	<p>we</p>	<p>go</p>	<p>to</p>	<p>school</p>	
	<p>SOUND OUT</p>	<p>a</p>	<p>a</p>	<p>a</p>	<p>a</p>	<p>a</p>
		<p>s</p>	<p>s</p>	<p>s</p>	<p>s</p>	<p>s</p>

	<p>DRAW</p>	<p>Draw and colour the pictures in your book. Write a /a/ or /s/ under the picture</p> <div style="display: flex; justify-content: space-around; align-items: center;"> <div style="text-align: center;">  a </div> <div style="text-align: center;">  s </div> <div style="text-align: center;">  a </div> </div>				
--	--------------------	---	--	--	--	--

HOME LANGUAGE WORKSHEET

ENGLISH GRADE 1 TERM 1

WEEK 4






MONDAY ACTIVITY 1

	LOOK & SAY	I	like	to	read
	SOUND OUT	a	a	a	a
		s	s	s	s
	DRAW	You reading			






MONDAY ACTIVITY 2

	LOOK & SAY	I	like	to	read
	SOUND OUT	a	a	a	a
		s	s	s	s
	DRAW	A book			






TUESDAY ACTIVITY 1

	LOOK & SAY	I	like	to	read
	SOUND OUT	s	a	t	sat
		s	a	t	sat
	DRAW	<p>Draw and colour the pictures that start with /t/ in your book.</p> <p>Write a /t/ under the picture</p> <div style="display: flex; justify-content: space-around; align-items: center;"> <div style="text-align: center;">  <p>t</p> </div> <div style="text-align: center;">  <p>t</p> </div> </div>			

TUESDAY ACTIVITY 2


	LOOK & SAY	I	like	to	read
	SOUND OUT	s	a	t	sat
		s	a	t	sat
	DRAW	<p>Draw and colour the pictures that start with /t/ in your book.</p> <p>Write a /t/ under the picture</p>			
					
		t		t	




WEDNESDAY ACTIVITY 1

	LOOK & SAY	I	like	to	read
	SOUND OUT	t	t	t	t
		p	p	p	p
	DRAW	<p>Draw and colour the pictures that start with /p/ in your book.</p> <p>Write a /p/ under the picture</p>			
					
		p		p	

WEDNESDAY ACTIVITY 2

	LOOK & SAY	I	like	to	read
---	------------	---	------	----	------

	SOUND OUT	p	a	t	pat
		t	a	p	tap

	DRAW	<p>Draw and colour the pictures that start with /p/ in your book.</p> <p>Write a /p/ under the picture</p>			
					
		p		p	

THURSDAY ACTIVITY 1


	LOOK & SAY	I	like	to	read
	SOUND OUT	a	s	t	p
		sat	pat	tap	taps
	DRAW	Olwethu			





THURSDAY ACTIVITY 2

	LOOK & SAY	I	like	to	read
	SOUND OUT	s	t	a	p
		tap	pat	sat	pats
	DRAW	Olwethu at school			

FRIDAY ACTIVITY 1


	LOOK & SAY	I	like	to	read
---	------------	---	------	----	------





	SOUND OUT	P	a	t	pat
		t	a	p	tap

	DRAW	<p>Draw and colour the pictures in your book. Write a /t/ or /p/ under the picture.</p>			
		 t	 t	 p	

FRIDAY ACTIVITY 2

	LOOK & SAY	I	like	to	read
---	------------	---	------	----	------




	SOUND OUT	s	a	t	sat
		p	a	t	pat

	DRAW	<p>Draw and colour the pictures in your book. Write a /t/ or /p/ under the picture.</p>			
		 p	 p	 t	




HOME LANGUAGE WORKSHEET
ENGLISH GRADE 1 TERM 1

WEEK 5



MONDAY ACTIVITY 1




	LOOK & SAY	my	family	is	here
	SOUND OUT	p	t	a	s
		pat	tap	sat	pats
	DRAW	Your family			

MONDAY ACTIVITY 2






	LOOK & SAY	my	family	is	here
	SOUND OUT	tap	sat	pat	sap
		t	s	p	a
	DRAW	Your house			

TUESDAY ACTIVITY 1





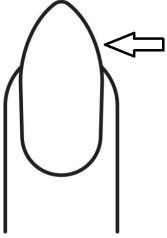
	LOOK & SAY	my	family	is	here
	SOUND OUT	i	i	i	i
		s	i	t	sit

	DRAW	<p>Draw and colour the pictures that have the sound /i/ in your book. Write a /i/ under the picture</p>			
		 <p>i</p>		 <p>i</p>	



TUESDAY ACTIVITY 2




	LOOK & SAY	my	family	is	here
	SOUND OUT	p	i	t	pit
		t	i	p	tip
	DRAW	<p>Draw and colour the pictures that have the sound /i/ in your book. Write a /i/ under the picture</p> <div style="display: flex; justify-content: space-around; align-items: center;"> <div style="text-align: center;">  <p>i</p> </div> <div style="text-align: center;">  <p>i</p> </div> </div>			

WEDNESDAY ACTIVITY 1




	LOOK & SAY	my	family	is	here
	SOUND OUT	n	n	n	n
		n	a	p	nap
	DRAW	<p>Draw and colour the pictures that start with /n/ in your book. Write a /n/ under the picture</p> <div style="display: flex; justify-content: space-around; align-items: center;"> <div style="text-align: center;">  <p>n</p> </div> <div style="text-align: center;">  <p>n</p> </div> </div>			

WEDNESDAY ACTIVITY 2




	LOOK & SAY	my	family	is	here
	SOUND OUT	p	i	n	pin

		t	i	n	tin
	DRAW	Draw and colour the pictures that start with /n/ in your book. Write a /n/ under the picture			
					
		n		n	



THURSDAY ACTIVITY 1





	LOOK & SAY	my	family	is	here
	SOUND OUT	sat	pat	tap	sit
		pin	tin	nap	pit
	DRAW	Bongi			

THURSDAY ACTIVITY 2



	LOOK & SAY	my	family	is	here
	SOUND OUT	i	sit	pit	tip
		n	nap	pin	tin
	DRAW	Bongi's family			





FRIDAY ACTIVITY 1

	LOOK & SAY	my	family	is	here
	SOUND OUT	s	i	t	Sit
		n	a	p	nap

	DRAW	<p>Draw and colour the pictures in your book. Write a /i/ or /n/ under the picture.</p> <div style="display: flex; justify-content: space-around; align-items: center;"> <div style="text-align: center;">  i </div> <div style="text-align: center;">  n </div> <div style="text-align: center;">  n </div> </div>
---	------	---

FRIDAY ACTIVITY 2

	LOOK & SAY	my	family	is	here
	SOUND OUT	t	i	p	tip
		p	i	n	pin




	DRAW	<p>Draw and colour the pictures in your book. Write a /i/ or /n/ under the picture.</p> <div style="display: flex; justify-content: space-around; align-items: center;"> <div style="text-align: center;">  i </div> <div style="text-align: center;">  n </div> <div style="text-align: center;">  i </div> </div>
---	------	---

HOME LANGUAGE WORKSHEET




ENGLISH GRADE 1 TERM 1

WEEK 6



MONDAY ACTIVITY 1




	LOOK & SAY	I	love	you	
	SOUND OUT	a	s	t	p
		i	n	sit	pan
	DRAW	A heart			

MONDAY ACTIVITY 2






	LOOK & SAY	I	love	you	
	SOUND OUT	n	a	p	nap
		t	i	p	tip
	DRAW	Someone you love			

TUESDAY ACTIVITY 1






	LOOK & SAY	I	love	you	
	SOUND OUT	m	m	m	m
		m	a	n	man

	DRAW	<p>Draw and colour the pictures that start with /m/ in your book.</p> <p>Write a /m/ under the picture</p> <div style="display: flex; justify-content: space-around; align-items: center;"> <div style="text-align: center;">  <p>m</p> </div> <div style="text-align: center;">  <p>m</p> </div> </div>			
---	------	--	--	--	--






TUESDAY ACTIVITY 2

	LOOK & SAY	I	love	you	
	SOUND OUT	m	a	t	mat
		m	a	p	map
	DRAW	<p>Draw and colour the pictures that start with /m/ in your book.</p> <p>Write the word under the picture</p> <div style="display: flex; justify-content: space-around; align-items: center;"> <div style="text-align: center;">  man </div> <div style="text-align: center;">  mat </div> </div>			




WEDNESDAY ACTIVITY 1

	LOOK & SAY	I	love	you	
	SOUND OUT	d	d	d	d
		s	a	d	sad
	DRAW	<p>Draw and colour the pictures that start with /d/ in your book.</p> <p>Write a /d/ under the picture</p> <div style="display: flex; justify-content: space-around; align-items: center;"> <div style="text-align: center;">  d </div> <div style="text-align: center;">  d </div> </div>			

WEDNESDAY ACTIVITY 2

	LOOK & SAY	I	love	you	
	SOUND OUT	d	a	d	dad
		d	a	m	dam
	DRAW	<p>Draw and colour the pictures that start with /d/ in your book. Write the word under the picture</p> <div style="display: flex; justify-content: space-around; align-items: center;"> <div style="text-align: center;">  dad </div> <div style="text-align: center;">  dam </div> </div>			







THURSDAY ACTIVITY 1

	LOOK & SAY	I	love	you	
	SOUND OUT	m	map	man	mat
		d	dam	dad	sad
	DRAW	Tseko			







THURSDAY ACTIVITY 2

	LOOK & SAY	I	love	you	
	SOUND OUT	m	map	man	mat
		d	dam	dad	sad
	DRAW	Tseko's baby sister			

FRIDAY ACTIVITY 1

	LOOK & SAY	I	love	you	
	SOUND OUT	s	a	d	sad
		m	a	d	mad
	DRAW	<p>Draw and colour the pictures in your book. Write the word under the picture.</p> <div style="display: flex; justify-content: space-around; align-items: center;"> <div style="text-align: center;">  <p>mat</p> </div> <div style="text-align: center;">  <p>dad</p> </div> <div style="text-align: center;">  <p>dam</p> </div> </div>			

FRIDAY ACTIVITY 2




	LOOK & SAY	I	love	you	
	SOUND OUT	d	a	d	dad
		m	a	p	map
	DRAW	<p>Draw and colour the pictures in your book. Write the word under the picture.</p> <div style="display: flex; justify-content: space-around; align-items: center;"> <div style="text-align: center;">  <p>man</p> </div> <div style="text-align: center;">  <p>sad</p> </div> <div style="text-align: center;">  <p>map</p> </div> </div>			

HOME LANGUAGE WORKSHEET




ENGLISH GRADE 1 TERM 1

WEEK 7



MONDAY ACTIVITY 1




	LOOK & SAY	we	play	outside	
	SOUND OUT	a	s	t	p
		i	n	m	d
	DRAW	You outside			

MONDAY ACTIVITY 2






	LOOK & SAY	we	play	outside	
	SOUND OUT	man	sit	dad	tin
		tap	pat	map	sad
	DRAW	You playing outside			

TUESDAY ACTIVITY 1






	LOOK & SAY	we	play	outside	
	SOUND OUT	o	o	o	o
		p	o	t	pot

	DRAW	<p>Draw and colour the pictures that starts with /o/ in your book.</p> <p>Write an /o/ under the picture</p>			
					
		o		o	






TUESDAY ACTIVITY 2

	LOOK & SAY	we	play	outside	
	SOUND OUT	p	o	t	pot
		m	o	p	mop
	DRAW	<p>Draw and colour the pictures that have the sound /o/ in your book. Write the word under the picture</p> <div style="display: flex; justify-content: space-around; align-items: center;"> <div style="text-align: center;">  mop </div> <div style="text-align: center;">  pot </div> </div>			




WEDNESDAY ACTIVITY 1

	LOOK & SAY	we	play	outside	
	SOUND OUT	g	g	g	g
		g	o	t	got
	DRAW	<p>Draw and colour the pictures that start with /g/ in your book. Write a /g/ under the picture</p> <div style="display: flex; justify-content: space-around; align-items: center;"> <div style="text-align: center;">  g </div> <div style="text-align: center;">  g </div> </div>			




WEDNESDAY ACTIVITY 2

	LOOK & SAY	we	play	outside	
	SOUND OUT	p	i	g	pig
		d	i	g	dig
	DRAW	<p>Draw and colour the pictures that have the sound /g/ in your book. Write the word under the picture</p> <div style="display: flex; justify-content: space-around; align-items: center;"> <div style="text-align: center;">  <p>pig</p> </div> <div style="text-align: center;">  <p>dig</p> </div> </div>			







THURSDAY ACTIVITY 1

	LOOK & SAY	we	play	outside	
	SOUND OUT	o	pot	mop	dot
		g	got	pig	dig
	DRAW	Karabo, Tshepo and Cathy feeling hot			







THURSDAY ACTIVITY 2

	LOOK & SAY	we	play	outside	
	SOUND OUT	o	pot	mop	dot
		g	got	pig	dig
	DRAW	Karabo swimming			

FRIDAY ACTIVITY 1

	LOOK & SAY	we	play	outside	
	SOUND OUT	p	i	g	pig
		m	o	p	mop
	DRAW	<p>Draw and colour the pictures in your book. Write the word under the picture.</p> <div style="display: flex; justify-content: space-around; align-items: flex-end;"> <div style="text-align: center;">  <p>mop</p> </div> <div style="text-align: center;">  <p>dig</p> </div> <div style="text-align: center;">  <p>pot</p> </div> </div>			

FRIDAY ACTIVITY 2




	LOOK & SAY	we	play	outside	
	SOUND OUT	d	o	g	dog
		d	o	t	dot
	DRAW	<p>Draw and colour the pictures in your book. Write the word under the picture.</p> <div style="display: flex; justify-content: space-around; align-items: flex-end;"> <div style="text-align: center;">  <p>pig</p> </div> <div style="text-align: center;">  <p>dot</p> </div> <div style="text-align: center;">  <p>dog</p> </div> </div>			

HOME LANGUAGE WORKSHEET




ENGLISH GRADE 1 TERM 1

WEEK 8






MONDAY ACTIVITY 1

	LOOK & SAY	I	want	to	swim
	SOUND OUT	t	p	a	m
		s	o	g	d
	DRAW	You by the pool			






MONDAY ACTIVITY 2

	LOOK & SAY	I	want	to	swim
	SOUND OUT	man	sit	dad	dot
		tap	pat	pig	sad
	DRAW	You swimming			






TUESDAY ACTIVITY 1

	LOOK & SAY	I	want	to	swim
	SOUND OUT	c	c	c	c
		c	a	t	cat
	DRAW	<p>Draw and colour the pictures that starts with /c/ in your book.</p> <p>Write a /c/ under the picture</p> <div style="display: flex; justify-content: space-around; align-items: center;"> <div style="text-align: center;">  <p>c</p> </div> <div style="text-align: center;">  <p>c</p> </div> </div>			



TUESDAY ACTIVITY 2




	LOOK & SAY	I	want	to	swim
	SOUND OUT	c	a	p	cap
		c	a	n	can
	DRAW	<p>Draw and colour the pictures that start with /c/ in your book.</p> <p>Write the word under the picture</p> <div style="display: flex; justify-content: space-around; align-items: center;"> <div style="text-align: center;">  <p>cat</p> </div> <div style="text-align: center;">  <p>cap</p> </div> </div>			

WEDNESDAY ACTIVITY 1




	LOOK & SAY	I	want	to	swim
	SOUND OUT	k	k	k	k
		k	i	d	kid
	DRAW	<p>Draw and colour the pictures that start with /k/ in your book.</p> <p>Write a /k/ under the picture</p> <div style="display: flex; justify-content: space-around; align-items: center;"> <div style="text-align: center;">  <p>k</p> </div> <div style="text-align: center;">  <p>k</p> </div> </div>			

WEDNESDAY ACTIVITY 2




	LOOK & SAY	I	want	to	swim
	SOUND OUT	k	i	t	kit
		k	i	n	kin

	<p>DRAW</p>	<p>Draw and colour the pictures that start with /k/ in your book. Write the word under the picture</p> <div style="display: flex; justify-content: space-around; align-items: center;"> <div style="text-align: center;">  <p>kid</p> </div> <div style="text-align: center;">  <p>kit</p> </div> </div>
---	--------------------	---



THURSDAY ACTIVITY 1





	<p>LOOK & SAY</p>	<p>I</p>	<p>want</p>	<p>to</p>	<p>swim</p>
	<p>SOUND OUT</p>	<p>c</p>	<p>cat</p>	<p>cap</p>	<p>can</p>
		<p>k</p>	<p>kid</p>	<p>kit</p>	<p>kin</p>
	<p>DRAW</p>	<p>butterflies</p>			

THURSDAY ACTIVITY 2



	<p>LOOK & SAY</p>	<p>I</p>	<p>want</p>	<p>to</p>	<p>swim</p>
	<p>SOUND OUT</p>	<p>c</p>	<p>cat</p>	<p>cap</p>	<p>can</p>
		<p>k</p>	<p>kid</p>	<p>kit</p>	<p>kin</p>
	<p>DRAW</p>	<p>birds</p>			





FRIDAY ACTIVITY 1

	<p>LOOK & SAY</p>	<p>I</p>	<p>want</p>	<p>to</p>	<p>swim</p>
	<p>SOUND OUT</p>	<p>c</p>	<p>a</p>	<p>t</p>	<p>Cat</p>
		<p>k</p>	<p>i</p>	<p>n</p>	<p>kin</p>

	<p>DRAW</p>	<p>Draw and colour the pictures in your book. Write the word under the picture.</p> <div style="display: flex; justify-content: space-around; align-items: center;"> <div style="text-align: center;">  <p>kit</p> </div> <div style="text-align: center;">  <p>cap</p> </div> <div style="text-align: center;">  <p>can</p> </div> </div>		
---	--------------------	--	--	--

FRIDAY ACTIVITY 2

	<p>LOOK & SAY</p>	<p>I</p>	<p>want</p>	<p>to</p>	<p>swim</p>
	<p>SOUND OUT</p>	<p>c</p>	<p>o</p>	<p>t</p>	<p>cot</p>
		<p>k</p>	<p>i</p>	<p>d</p>	<p>kid</p>




	<p>DRAW</p>	<p>Draw and colour the pictures in your book. Write the word under the picture.</p> <div style="display: flex; justify-content: space-around; align-items: center;"> <div style="text-align: center;">  <p>cot</p> </div> <div style="text-align: center;">  <p>kid</p> </div> <div style="text-align: center;">  <p>cat</p> </div> </div>		
---	--------------------	--	--	--

HOME LANGUAGE WORKSHEET




ENGLISH GRADE 1 TERM 1

WEEK 9






MONDAY ACTIVITY 1

	LOOK & SAY	they	feel	happy	
	SOUND OUT	t	k	a	m
		s	o	c	d
	DRAW	How you feel			








MONDAY ACTIVITY 2

	LOOK & SAY	they	feel	happy	
	SOUND OUT	man	kid	dad	dot
		cap	pat	pig	sad
	DRAW	You feeling happy			






TUESDAY ACTIVITY 1

	LOOK & SAY	they	feel	happy	
	SOUND OUT	e	e	e	e
		m	e	n	men
	DRAW	<p>Draw and colour the pictures that starts with /e/ in your book.</p> <p>Write an /e/ under the picture</p> <div style="display: flex; justify-content: space-around; align-items: center;"> <div style="text-align: center;">  <p>e</p> </div> <div style="text-align: center;">  <p>e</p> </div> </div>			



TUESDAY ACTIVITY 2




	LOOK & SAY	they	feel	happy	
	SOUND OUT	n	e	t	net
		t	e	n	ten
	DRAW	<p>Draw and colour the pictures that have the sound /e/ in your book. Write the word under the picture</p> <div style="display: flex; justify-content: space-around; align-items: center;"> <div style="text-align: center;">   net </div> <div style="text-align: center;">   ten </div> </div>			

WEDNESDAY ACTIVITY 1

	LOOK & SAY	they	feel	happy	
	SOUND OUT	ck	ck	ck	ck
		k	i	ck	kick
	DRAW	<p>Draw and colour the pictures that end with /ck/ in your book. Write a /ck/ under the picture</p> <div style="display: flex; justify-content: space-around; align-items: center;"> <div style="text-align: center;">  ck </div> <div style="text-align: center;">  ck </div> </div>			

WEDNESDAY ACTIVITY 2




	LOOK & SAY	they	feel	happy	
	SOUND OUT	k	i	ck	kick
		s	i	ck	sick

	DRAW	Draw and colour the pictures that end with /ck/ in your book. Write the word under the picture
		<div style="display: flex; justify-content: space-around; align-items: center;"> <div style="text-align: center;">  kick </div> <div style="text-align: center;">  sick </div> </div>



THURSDAY ACTIVITY 1





	LOOK & SAY	they	feel	happy	
	SOUND OUT	e	net	men	ten
		ck	kick	sick	sock
	DRAW	Dan			

THURSDAY ACTIVITY 2

	LOOK & SAY	they	feel	happy	
	SOUND OUT	e	net	men	ten
		ck	kick	sick	sock
	DRAW	Dan's teacher			





FRIDAY ACTIVITY 1

	LOOK & SAY	they	feel	happy	
	SOUND OUT	m	e	n	men
		s	i	ck	sick

	<p>DRAW</p>	<p>Draw and colour the pictures in your book. Write the word under the picture.</p> <div style="display: flex; justify-content: space-around; align-items: center;"> <div style="text-align: center;">  <p>ten</p> </div> <div style="text-align: center;">  <p>sick</p> </div> <div style="text-align: center;">  <p>men</p> </div> </div>		
---	--------------------	---	--	--

FRIDAY ACTIVITY 2

	<p>LOOK & SAY</p>	<p>they</p>	<p>feel</p>	<p>happy</p>	
	<p>SOUND OUT</p>	<p>n</p>	<p>e</p>	<p>t</p>	<p>net</p>
		<p>k</p>	<p>i</p>	<p>ck</p>	<p>kick</p>




	<p>DRAW</p>	<p>Draw and colour the pictures in your book. Write the word under the picture.</p> <div style="display: flex; justify-content: space-around; align-items: center;"> <div style="text-align: center;">  <p>sock</p> </div> <div style="text-align: center;">  <p>kick</p> </div> <div style="text-align: center;">  <p>net</p> </div> </div>		
---	--------------------	--	--	--

HOME LANGUAGE WORKSHEET




ENGLISH GRADE 1 TERM 1

WEEK 10






MONDAY ACTIVITY 1

	LOOK & SAY	they	feel	angry	
	SOUND OUT	t	k	a	m
		s	o	c	d
	DRAW	How you feel			






MONDAY ACTIVITY 2

	LOOK & SAY	they	feel	angry	
	SOUND OUT	tap	kid	mat	dam
		sit	dot	cat	dad
	DRAW	You feeling angry			






TUESDAY ACTIVITY 1

	LOOK & SAY	they	feel	angry	
	SOUND OUT	p	i	n	pin
		n	e	ck	neck
	DRAW	<p>Draw and colour the pictures in your book. Write the sound it starts with under the picture.</p> <div style="display: flex; justify-content: space-around; align-items: center;"> <div style="text-align: center;">  <p>o</p> </div> <div style="text-align: center;">  <p>p</p> </div> </div>			

TUESDAY ACTIVITY 2




	LOOK & SAY	they	feel	angry	
	SOUND OUT	sat	pit	men	sick
		pig	tin	tap	pot
	DRAW	<p>Draw and colour the pictures in your book. Write the word under the picture</p> <div style="display: flex; justify-content: space-around; align-items: center;"> <div style="text-align: center;">  sick </div> <div style="text-align: center;">  pig </div> </div>			

WEDNESDAY ACTIVITY 1




	LOOK & SAY	they	feel	angry	
	SOUND OUT	pat	mop	dot	ten
		sock	net	got	pin
	DRAW	<p>Draw and colour the pictures in your book. Write the sound it starts with under the picture.</p> <div style="display: flex; justify-content: space-around; align-items: center;"> <div style="text-align: center;">  k </div> <div style="text-align: center;">  s </div> </div>			

WEDNESDAY ACTIVITY 2




	LOOK & SAY	they	feel	angry	
	SOUND OUT	sit	nap	tip	map
		dig	kit	kick	cap

	DRAW	Draw and colour the pictures in your book. Write the word under the picture			
				mop	ten

THURSDAY ACTIVITY 1





	LOOK & SAY	they	feel	angry	
	SOUND OUT	kin	can	sad	man
	DRAW	Buhlebendalo			

THURSDAY ACTIVITY 2



	LOOK & SAY	they	feel	angry	
	SOUND OUT	kick	kin	dot	sad
	DRAW	Buhlebendalo looking sad			





FRIDAY ACTIVITY 1

	LOOK & SAY	they	feel	angry	
	SOUND OUT	tin	ten	tip	top
		pat	sat	cap	tap

	<p>DRAW</p>	<p>Draw and colour the pictures in your book. Write the word under the picture.</p> <div style="display: flex; justify-content: space-around; align-items: center;"> <div style="text-align: center;">  cat </div> <div style="text-align: center;">  sad </div> <div style="text-align: center;">  men </div> </div>		
---	--------------------	--	--	--

FRIDAY ACTIVITY 2

	<p>LOOK & SAY</p>	<p>they</p>	<p>feel</p>	<p>angry</p>	
	<p>SOUND OUT</p>	<p>kick</p>	<p>sick</p>	<p>sock</p>	<p>lock</p>
		<p>sad</p>	<p>dad</p>	<p>got</p>	<p>dot</p>




	<p>DRAW</p>	<p>Draw and colour the pictures in your book. Write the word under the picture.</p> <div style="display: flex; justify-content: space-around; align-items: center;"> <div style="text-align: center;">  sock </div> <div style="text-align: center;">  dig </div> <div style="text-align: center;">  net </div> </div>		
---	--------------------	---	--	--

HOME LANGUAGE WORKSHEET




ENGLISH GRADE 1 TERM 1

WEEK 3






MONDAY ACTIVITY 1

	LOOK & SAY	we	go	to	school
	SOUND OUT				
	DRAW	Your school			

MONDAY ACTIVITY 2





	LOOK & SAY	we	go	to	school
	SOUND OUT				
	DRAW	You at school			

TUESDAY ACTIVITY 1






	LOOK & SAY	we	go	to	school
	SOUND OUT	a	a	a	a
	DRAW	<p>Draw and colour the pictures that start with /a/ in your book</p> <div style="display: flex; justify-content: space-around; align-items: center;"> <div style="text-align: center;">  <p>a</p> </div> <div style="text-align: center;">  <p>a</p> </div> </div>			

TUESDAY ACTIVITY 2




	LOOK & SAY	we	go	to	school
---	------------	----	----	----	--------



	SOUND OUT	a	a	a	a
		a	a	a	a
	DRAW	Draw and colour the pictures that start with /a/ in your book			
					
		a	a		

WEDNESDAY ACTIVITY 1




	LOOK & SAY	we	go	to	school
	SOUND OUT	a	a	a	a
		s	s	s	s
	DRAW	Draw and colour the pictures that start with /s/ in your book			
					
		s	s		

WEDNESDAY ACTIVITY 2




	LOOK & SAY	we	go	to	school
	SOUND OUT	a	a	a	a
		s	s	s	s
	DRAW	Draw and colour the pictures that start with /s/ in your book			

		 <p style="text-align: center;">s</p>	 <p style="text-align: center;">s</p>
--	--	--	--



THURSDAY ACTIVITY 1





	LOOK & SAY	we	go	to	school
	SOUND OUT	a	a	a	a
		s	s	s	s
	DRAW	Jabu			

THURSDAY ACTIVITY 2



	LOOK & SAY	we	go	to	school
	SOUND OUT	a	a	a	a
		s	s	s	s
	DRAW	Ben			





FRIDAY ACTIVITY 1

	LOOK & SAY	we	go	to	school
	SOUND OUT	a	a	a	a
		s	s	s	s

	<p>DRAW</p>	<p>Draw and colour the pictures in your book. Write a /a/ or /s/ under the picture</p> <div style="display: flex; justify-content: space-around; align-items: center;"> <div style="text-align: center;">  <p>s</p> </div> <div style="text-align: center;">  <p>s</p> </div> <div style="text-align: center;">  <p>a</p> </div> </div>				
---	--------------------	--	--	--	--	--

FRIDAY ACTIVITY 2

	<p>LOOK & SAY</p>	<p>we</p>	<p>go</p>	<p>to</p>	<p>school</p>	
	<p>SOUND OUT</p>	<p>a</p>	<p>a</p>	<p>a</p>	<p>a</p>	<p>a</p>
		<p>s</p>	<p>s</p>	<p>s</p>	<p>s</p>	<p>s</p>

	<p>DRAW</p>	<p>Draw and colour the pictures in your book. Write a /a/ or /s/ under the picture</p> <div style="display: flex; justify-content: space-around; align-items: center;"> <div style="text-align: center;">  <p>a</p> </div> <div style="text-align: center;">  <p>s</p> </div> <div style="text-align: center;">  <p>a</p> </div> </div>				
--	--------------------	---	--	--	--	--

HOME LANGUAGE WORKSHEET

ENGLISH GRADE 1 TERM 1

WEEK 4






MONDAY ACTIVITY 1

	LOOK & SAY	I	like	to	read
	SOUND OUT	a	a	a	a
		s	s	s	s
	DRAW	You reading			






MONDAY ACTIVITY 2

	LOOK & SAY	I	like	to	read
	SOUND OUT	a	a	a	a
		s	s	s	s
	DRAW	A book			






TUESDAY ACTIVITY 1

	LOOK & SAY	I	like	to	read
	SOUND OUT	s	a	t	sat
		s	a	t	sat
	DRAW	<p>Draw and colour the pictures that start with /t/ in your book.</p> <p>Write a /t/ under the picture</p> <div style="display: flex; justify-content: space-around; align-items: center;"> <div style="text-align: center;">  <p>t</p> </div> <div style="text-align: center;">  <p>t</p> </div> </div>			

TUESDAY ACTIVITY 2


	LOOK & SAY	I	like	to	read
	SOUND OUT	s	a	t	sat
		s	a	t	sat
	DRAW	<p>Draw and colour the pictures that start with /t/ in your book.</p> <p>Write a /t/ under the picture</p>			
					
		t		t	




WEDNESDAY ACTIVITY 1

	LOOK & SAY	I	like	to	read
	SOUND OUT	t	t	t	t
		p	p	p	p
	DRAW	<p>Draw and colour the pictures that start with /p/ in your book.</p> <p>Write a /p/ under the picture</p>			
					
		p		p	

WEDNESDAY ACTIVITY 2

	LOOK & SAY	I	like	to	read
---	------------	---	------	----	------

	SOUND OUT	p	a	t	pat
		t	a	p	tap

	DRAW	<p>Draw and colour the pictures that start with /p/ in your book.</p> <p>Write a /p/ under the picture</p>			
		 <p>p</p>		 <p>p</p>	

THURSDAY ACTIVITY 1


	LOOK & SAY	I	like	to	read
	SOUND OUT	a	s	t	p
		sat	pat	tap	taps
	DRAW	Olwethu			





THURSDAY ACTIVITY 2

	LOOK & SAY	I	like	to	read
	SOUND OUT	s	t	a	p
		tap	pat	sat	pats
	DRAW	Olwethu at school			

FRIDAY ACTIVITY 1


	LOOK & SAY	I	like	to	read
---	------------	---	------	----	------


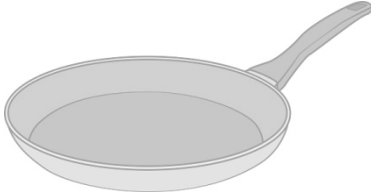


	SOUND OUT	P	a	t	pat
		t	a	p	tap

	DRAW	Draw and colour the pictures in your book. Write a /t/ or /p/ under the picture.			
		 t	 t	 p	

FRIDAY ACTIVITY 2

	LOOK & SAY	I	like	to	read
---	------------	---	------	----	------




	SOUND OUT	s	a	t	sat
		p	a	t	pat

	DRAW	Draw and colour the pictures in your book. Write a /t/ or /p/ under the picture.			
		 p	 p	 t	




HOME LANGUAGE WORKSHEET
ENGLISH GRADE 1 TERM 1

WEEK 5



MONDAY ACTIVITY 1




	LOOK & SAY	my	family	is	here
	SOUND OUT	p	t	a	s
		pat	tap	sat	pats
	DRAW	Your family			

MONDAY ACTIVITY 2






	LOOK & SAY	my	family	is	here
	SOUND OUT	tap	sat	pat	sap
		t	s	p	a
	DRAW	Your house			

TUESDAY ACTIVITY 1






	LOOK & SAY	my	family	is	here
	SOUND OUT	i	i	i	i
		s	i	t	sit

	DRAW	<p>Draw and colour the pictures that have the sound /i/ in your book. Write a /i/ under the picture</p>			
		 <p>i</p>		 <p>i</p>	



TUESDAY ACTIVITY 2




	LOOK & SAY	my	family	is	here
	SOUND OUT	p	i	t	pit
		t	i	p	tip
	DRAW	<p>Draw and colour the pictures that have the sound /i/ in your book. Write a /i/ under the picture</p> <div style="display: flex; justify-content: space-around; align-items: center;"> <div style="text-align: center;">  <p>i</p> </div> <div style="text-align: center;">  <p>i</p> </div> </div>			

WEDNESDAY ACTIVITY 1




	LOOK & SAY	my	family	is	here
	SOUND OUT	n	n	n	n
		n	a	p	nap
	DRAW	<p>Draw and colour the pictures that start with /n/ in your book. Write a /n/ under the picture</p> <div style="display: flex; justify-content: space-around; align-items: center;"> <div style="text-align: center;">  <p>n</p> </div> <div style="text-align: center;">  <p>n</p> </div> </div>			

WEDNESDAY ACTIVITY 2




	LOOK & SAY	my	family	is	here
	SOUND OUT	p	i	n	pin

		t	i	n	tin
	DRAW	<p>Draw and colour the pictures that start with /n/ in your book.</p> <p>Write a /n/ under the picture</p> <div style="display: flex; justify-content: space-around; align-items: center;"> <div style="text-align: center;">  <p>n</p> </div> <div style="text-align: center;">  <p>n</p> </div> </div>			



THURSDAY ACTIVITY 1





	LOOK & SAY	my	family	is	here
	SOUND OUT	sat	pat	tap	sit
		pin	tin	nap	pit
	DRAW	Bongi			

THURSDAY ACTIVITY 2



	LOOK & SAY	my	family	is	here
	SOUND OUT	i	sit	pit	tip
		n	nap	pin	tin
	DRAW	Bongi's family			





FRIDAY ACTIVITY 1

	LOOK & SAY	my	family	is	here
	SOUND OUT	s	i	t	Sit
		n	a	p	nap

	DRAW	<p>Draw and colour the pictures in your book. Write a /i/ or /n/ under the picture.</p> <div style="display: flex; justify-content: space-around; align-items: center;"> <div style="text-align: center;">  i </div> <div style="text-align: center;">  n </div> <div style="text-align: center;">  n </div> </div>
---	------	---

FRIDAY ACTIVITY 2

	LOOK & SAY	my	family	is	here
	SOUND OUT	t	i	p	tip
		p	i	n	pin




	DRAW	<p>Draw and colour the pictures in your book. Write a /i/ or /n/ under the picture.</p> <div style="display: flex; justify-content: space-around; align-items: center;"> <div style="text-align: center;">  i </div> <div style="text-align: center;">  n </div> <div style="text-align: center;">  i </div> </div>
---	------	---

HOME LANGUAGE WORKSHEET




ENGLISH GRADE 1 TERM 1

WEEK 6



MONDAY ACTIVITY 1




	LOOK & SAY	I	love	you	
	SOUND OUT	a	s	t	p
		i	n	sit	pan
	DRAW	A heart			

MONDAY ACTIVITY 2






	LOOK & SAY	I	love	you	
	SOUND OUT	n	a	p	nap
		t	i	p	tip
	DRAW	Someone you love			

TUESDAY ACTIVITY 1






	LOOK & SAY	I	love	you	
	SOUND OUT	m	m	m	m
		m	a	n	man

	DRAW	<p>Draw and colour the pictures that start with /m/ in your book.</p> <p>Write a /m/ under the picture</p> <div style="display: flex; justify-content: space-around; align-items: center;"> <div style="text-align: center;">  <p>m</p> </div> <div style="text-align: center;">  <p>m</p> </div> </div>			
---	------	--	--	--	--






TUESDAY ACTIVITY 2

	LOOK & SAY	I	love	you	
	SOUND OUT	m	a	t	mat
		m	a	p	map
	DRAW	<p>Draw and colour the pictures that start with /m/ in your book.</p> <p>Write the word under the picture</p> <div style="display: flex; justify-content: space-around; align-items: center;"> <div style="text-align: center;">  man </div> <div style="text-align: center;">  mat </div> </div>			




WEDNESDAY ACTIVITY 1

	LOOK & SAY	I	love	you	
	SOUND OUT	d	d	d	d
		s	a	d	sad
	DRAW	<p>Draw and colour the pictures that start with /d/ in your book.</p> <p>Write a /d/ under the picture</p> <div style="display: flex; justify-content: space-around; align-items: center;"> <div style="text-align: center;">  d </div> <div style="text-align: center;">  d </div> </div>			

WEDNESDAY ACTIVITY 2

	LOOK & SAY	I	love	you	
	SOUND OUT	d	a	d	dad
		d	a	m	dam
	DRAW	<p>Draw and colour the pictures that start with /d/ in your book. Write the word under the picture</p> <div style="display: flex; justify-content: space-around; align-items: center;"> <div style="text-align: center;">  <p>dad</p> </div> <div style="text-align: center;">  <p>dam</p> </div> </div>			







THURSDAY ACTIVITY 1

	LOOK & SAY	I	love	you	
	SOUND OUT	m	map	man	mat
		d	dam	dad	sad
	DRAW	Tseko			







THURSDAY ACTIVITY 2

	LOOK & SAY	I	love	you	
	SOUND OUT	m	map	man	mat
		d	dam	dad	sad
	DRAW	Tseko's baby sister			

FRIDAY ACTIVITY 1

	LOOK & SAY	I	love	you	
	SOUND OUT	s	a	d	sad
		m	a	d	mad
	DRAW	<p>Draw and colour the pictures in your book. Write the word under the picture.</p> <div style="display: flex; justify-content: space-around; align-items: center;"> <div style="text-align: center;">  <p>mat</p> </div> <div style="text-align: center;">  <p>dad</p> </div> <div style="text-align: center;">  <p>dam</p> </div> </div>			

FRIDAY ACTIVITY 2




	LOOK & SAY	I	love	you	
	SOUND OUT	d	a	d	dad
		m	a	p	map
	DRAW	<p>Draw and colour the pictures in your book. Write the word under the picture.</p> <div style="display: flex; justify-content: space-around; align-items: center;"> <div style="text-align: center;">  <p>man</p> </div> <div style="text-align: center;">  <p>sad</p> </div> <div style="text-align: center;">  <p>map</p> </div> </div>			

HOME LANGUAGE WORKSHEET




ENGLISH GRADE 1 TERM 1

WEEK 7



MONDAY ACTIVITY 1




	LOOK & SAY	we	play	outside	
	SOUND OUT	a	s	t	p
		i	n	m	d
	DRAW	You outside			

MONDAY ACTIVITY 2






	LOOK & SAY	we	play	outside	
	SOUND OUT	man	sit	dad	tin
		tap	pat	map	sad
	DRAW	You playing outside			

TUESDAY ACTIVITY 1






	LOOK & SAY	we	play	outside	
	SOUND OUT	o	o	o	o
		p	o	t	pot

	DRAW	<p>Draw and colour the pictures that starts with /o/ in your book.</p> <p>Write an /o/ under the picture</p>			
					
		o		o	






TUESDAY ACTIVITY 2

	LOOK & SAY	we	play	outside	
	SOUND OUT	p	o	t	pot
		m	o	p	mop
	DRAW	<p>Draw and colour the pictures that have the sound /o/ in your book. Write the word under the picture</p> <div style="display: flex; justify-content: space-around; align-items: center;"> <div style="text-align: center;">  mop </div> <div style="text-align: center;">  pot </div> </div>			




WEDNESDAY ACTIVITY 1

	LOOK & SAY	we	play	outside	
	SOUND OUT	g	g	g	g
		g	o	t	got
	DRAW	<p>Draw and colour the pictures that start with /g/ in your book. Write a /g/ under the picture</p> <div style="display: flex; justify-content: space-around; align-items: center;"> <div style="text-align: center;">  g </div> <div style="text-align: center;">  g </div> </div>			




WEDNESDAY ACTIVITY 2

	LOOK & SAY	we	play	outside	
	SOUND OUT	p	i	g	pig
		d	i	g	dig
	DRAW	<p>Draw and colour the pictures that have the sound /g/ in your book. Write the word under the picture</p> <div style="display: flex; justify-content: space-around; align-items: center;"> <div style="text-align: center;">  pig </div> <div style="text-align: center;">  dig </div> </div>			







THURSDAY ACTIVITY 1

	LOOK & SAY	we	play	outside	
	SOUND OUT	o	pot	mop	dot
		g	got	pig	dig
	DRAW	Karabo, Tshepo and Cathy feeling hot			







THURSDAY ACTIVITY 2

	LOOK & SAY	we	play	outside	
	SOUND OUT	o	pot	mop	dot
		g	got	pig	dig
	DRAW	Karabo swimming			

FRIDAY ACTIVITY 1

	LOOK & SAY	we	play	outside	
	SOUND OUT	p	i	g	pig
		m	o	p	mop
	DRAW	<p>Draw and colour the pictures in your book. Write the word under the picture.</p> <div style="display: flex; justify-content: space-around; align-items: flex-end;"> <div style="text-align: center;">  <p>mop</p> </div> <div style="text-align: center;">  <p>dig</p> </div> <div style="text-align: center;">  <p>pot</p> </div> </div>			

FRIDAY ACTIVITY 2




	LOOK & SAY	we	play	outside	
	SOUND OUT	d	o	g	dog
		d	o	t	dot
	DRAW	<p>Draw and colour the pictures in your book. Write the word under the picture.</p> <div style="display: flex; justify-content: space-around; align-items: flex-end;"> <div style="text-align: center;">  <p>pig</p> </div> <div style="text-align: center;">  <p>dot</p> </div> <div style="text-align: center;">  <p>dog</p> </div> </div>			

HOME LANGUAGE WORKSHEET




ENGLISH GRADE 1 TERM 1

WEEK 8






MONDAY ACTIVITY 1

	LOOK & SAY	I	want	to	swim
	SOUND OUT	t	p	a	m
		s	o	g	d
	DRAW	You by the pool			






MONDAY ACTIVITY 2

	LOOK & SAY	I	want	to	swim
	SOUND OUT	man	sit	dad	dot
		tap	pat	pig	sad
	DRAW	You swimming			






TUESDAY ACTIVITY 1

	LOOK & SAY	I	want	to	swim
	SOUND OUT	c	c	c	c
		c	a	t	cat
	DRAW	<p>Draw and colour the pictures that starts with /c/ in your book.</p> <p>Write a /c/ under the picture</p> <div style="display: flex; justify-content: space-around; align-items: center;"> <div style="text-align: center;">  <p>c</p> </div> <div style="text-align: center;">  <p>c</p> </div> </div>			



TUESDAY ACTIVITY 2




	LOOK & SAY	I	want	to	swim
	SOUND OUT	c	a	p	cap
		c	a	n	can
	DRAW	<p>Draw and colour the pictures that start with /c/ in your book. Write the word under the picture</p> <div style="display: flex; justify-content: space-around; align-items: center;"> <div style="text-align: center;">  cat </div> <div style="text-align: center;">  cap </div> </div>			

WEDNESDAY ACTIVITY 1




	LOOK & SAY	I	want	to	swim
	SOUND OUT	k	k	k	k
		k	i	d	kid
	DRAW	<p>Draw and colour the pictures that start with /k/ in your book. Write a /k/ under the picture</p> <div style="display: flex; justify-content: space-around; align-items: center;"> <div style="text-align: center;">  k </div> <div style="text-align: center;">  k </div> </div>			

WEDNESDAY ACTIVITY 2




	LOOK & SAY	I	want	to	swim
	SOUND OUT	k	i	t	kit
		k	i	n	kin

	<p>DRAW</p>	<p>Draw and colour the pictures that start with /k/ in your book. Write the word under the picture</p> <div style="display: flex; justify-content: space-around; align-items: center;"> <div style="text-align: center;">  <p>kid</p> </div> <div style="text-align: center;">  <p>kit</p> </div> </div>
---	--------------------	---



THURSDAY ACTIVITY 1





	<p>LOOK & SAY</p>	<p>I</p>	<p>want</p>	<p>to</p>	<p>swim</p>
	<p>SOUND OUT</p>	<p>c</p>	<p>cat</p>	<p>cap</p>	<p>can</p>
		<p>k</p>	<p>kid</p>	<p>kit</p>	<p>kin</p>
	<p>DRAW</p>	<p>butterflies</p>			

THURSDAY ACTIVITY 2



	<p>LOOK & SAY</p>	<p>I</p>	<p>want</p>	<p>to</p>	<p>swim</p>
	<p>SOUND OUT</p>	<p>c</p>	<p>cat</p>	<p>cap</p>	<p>can</p>
		<p>k</p>	<p>kid</p>	<p>kit</p>	<p>kin</p>
	<p>DRAW</p>	<p>birds</p>			





FRIDAY ACTIVITY 1

	<p>LOOK & SAY</p>	<p>I</p>	<p>want</p>	<p>to</p>	<p>swim</p>
	<p>SOUND OUT</p>	<p>c</p>	<p>a</p>	<p>t</p>	<p>Cat</p>
		<p>k</p>	<p>i</p>	<p>n</p>	<p>kin</p>

	<p>DRAW</p>	<p>Draw and colour the pictures in your book. Write the word under the picture.</p> <div style="display: flex; justify-content: space-around; align-items: center;"> <div style="text-align: center;">  <p>kit</p> </div> <div style="text-align: center;">  <p>cap</p> </div> <div style="text-align: center;">  <p>can</p> </div> </div>		
---	--------------------	--	--	--

FRIDAY ACTIVITY 2

	<p>LOOK & SAY</p>	<p>I</p>	<p>want</p>	<p>to</p>	<p>swim</p>
	<p>SOUND OUT</p>	<p>c</p>	<p>o</p>	<p>t</p>	<p>cot</p>
		<p>k</p>	<p>i</p>	<p>d</p>	<p>kid</p>




	<p>DRAW</p>	<p>Draw and colour the pictures in your book. Write the word under the picture.</p> <div style="display: flex; justify-content: space-around; align-items: center;"> <div style="text-align: center;">  <p>cot</p> </div> <div style="text-align: center;">  <p>kid</p> </div> <div style="text-align: center;">  <p>cat</p> </div> </div>		
---	--------------------	--	--	--

HOME LANGUAGE WORKSHEET




ENGLISH GRADE 1 TERM 1

WEEK 9






MONDAY ACTIVITY 1

	LOOK & SAY	they	feel	happy	
	SOUND OUT	t	k	a	m
		s	o	c	d
	DRAW	How you feel			







MONDAY ACTIVITY 2

	LOOK & SAY	they	feel	happy	
	SOUND OUT	man	kid	dad	dot
		cap	pat	pig	sad
	DRAW	You feeling happy			






TUESDAY ACTIVITY 1

	LOOK & SAY	they	feel	happy	
	SOUND OUT	e	e	e	e
		m	e	n	men
	DRAW	<p>Draw and colour the pictures that starts with /e/ in your book.</p> <p>Write an /e/ under the picture</p> <div style="display: flex; justify-content: space-around; align-items: center;"> <div style="text-align: center;">  <p>e</p> </div> <div style="text-align: center;">  <p>e</p> </div> </div>			



TUESDAY ACTIVITY 2




	LOOK & SAY	they	feel	happy	
	SOUND OUT	n	e	t	net
		t	e	n	ten
	DRAW	<p>Draw and colour the pictures that have the sound /e/ in your book. Write the word under the picture</p> <div style="display: flex; justify-content: space-around; align-items: center;"> <div style="text-align: center;">   net </div> <div style="text-align: center;">  ten </div> </div>			

WEDNESDAY ACTIVITY 1

	LOOK & SAY	they	feel	happy	
	SOUND OUT	ck	ck	ck	ck
		k	i	ck	kick
	DRAW	<p>Draw and colour the pictures that end with /ck/ in your book. Write a /ck/ under the picture</p> <div style="display: flex; justify-content: space-around; align-items: center;"> <div style="text-align: center;">  ck </div> <div style="text-align: center;">  ck </div> </div>			

WEDNESDAY ACTIVITY 2




	LOOK & SAY	they	feel	happy	
	SOUND OUT	k	i	ck	kick
		s	i	ck	sick

	DRAW	Draw and colour the pictures that end with /ck/ in your book. Write the word under the picture
		<div style="display: flex; justify-content: space-around; align-items: center;"> <div style="text-align: center;">  kick </div> <div style="text-align: center;">  sick </div> </div>



THURSDAY ACTIVITY 1





	LOOK & SAY	they	feel	happy	
	SOUND OUT	e	net	men	ten
		ck	kick	sick	sock
	DRAW	Dan			

THURSDAY ACTIVITY 2

	LOOK & SAY	they	feel	happy	
	SOUND OUT	e	net	men	ten
		ck	kick	sick	sock
	DRAW	Dan's teacher			





FRIDAY ACTIVITY 1

	LOOK & SAY	they	feel	happy	
	SOUND OUT	m	e	n	men
		s	i	ck	sick

	<p>DRAW</p>	<p>Draw and colour the pictures in your book. Write the word under the picture.</p> <div style="display: flex; justify-content: space-around; align-items: center;"> <div style="text-align: center;">  <p>ten</p> </div> <div style="text-align: center;">  <p>sick</p> </div> <div style="text-align: center;">  <p>men</p> </div> </div>		
---	--------------------	---	--	--

FRIDAY ACTIVITY 2

	<p>LOOK & SAY</p>	<p>they</p>	<p>feel</p>	<p>happy</p>	
	<p>SOUND OUT</p>	<p>n</p>	<p>e</p>	<p>t</p>	<p>net</p>
		<p>k</p>	<p>i</p>	<p>ck</p>	<p>kick</p>




	<p>DRAW</p>	<p>Draw and colour the pictures in your book. Write the word under the picture.</p> <div style="display: flex; justify-content: space-around; align-items: center;"> <div style="text-align: center;">  <p>sock</p> </div> <div style="text-align: center;">  <p>kick</p> </div> <div style="text-align: center;">  <p>net</p> </div> </div>		
---	--------------------	--	--	--

HOME LANGUAGE WORKSHEET




ENGLISH GRADE 1 TERM 1

WEEK 10






MONDAY ACTIVITY 1

	LOOK & SAY	they	feel	angry	
	SOUND OUT	t	k	a	m
		s	o	c	d
	DRAW	How you feel			






MONDAY ACTIVITY 2

	LOOK & SAY	they	feel	angry	
	SOUND OUT	tap	kid	mat	dam
		sit	dot	cat	dad
	DRAW	You feeling angry			






TUESDAY ACTIVITY 1

	LOOK & SAY	they	feel	angry	
	SOUND OUT	p	i	n	pin
		n	e	ck	neck
	DRAW	<p>Draw and colour the pictures in your book. Write the sound it starts with under the picture.</p> <div style="display: flex; justify-content: space-around; align-items: center;"> <div style="text-align: center;">  o </div> <div style="text-align: center;">  p </div> </div>			

TUESDAY ACTIVITY 2




	LOOK & SAY	they	feel	angry	
	SOUND OUT	sat	pit	men	sick
		pig	tin	tap	pot
	DRAW	<p>Draw and colour the pictures in your book. Write the word under the picture</p> <div style="display: flex; justify-content: space-around; align-items: center;"> <div style="text-align: center;">  <p>sick</p> </div> <div style="text-align: center;">  <p>pig</p> </div> </div>			

WEDNESDAY ACTIVITY 1




	LOOK & SAY	they	feel	angry	
	SOUND OUT	pat	mop	dot	ten
		sock	net	got	pin
	DRAW	<p>Draw and colour the pictures in your book. Write the sound it starts with under the picture.</p> <div style="display: flex; justify-content: space-around; align-items: center;"> <div style="text-align: center;">  <p>k</p> </div> <div style="text-align: center;">  <p>s</p> </div> </div>			

WEDNESDAY ACTIVITY 2




	LOOK & SAY	they	feel	angry	
	SOUND OUT	sit	nap	tip	map
		dig	kit	kick	cap

	<p>DRAW</p>	<p>Draw and colour the pictures in your book. Write the word under the picture</p> <div style="display: flex; justify-content: space-around; align-items: center;"> <div style="text-align: center;">  <p>mop</p> </div> <div style="text-align: center;">  <p>ten</p> </div> </div>			
---	--------------------	---	--	--	--


THURSDAY ACTIVITY 1





	<p>LOOK & SAY</p>	they	feel	angry	
	<p>SOUND OUT</p>	kin	can	sad	man
		pick	cot	pit	dig
	<p>DRAW</p>	Buhlebendalo			

THURSDAY ACTIVITY 2



	<p>LOOK & SAY</p>	they	feel	angry	
	<p>SOUND OUT</p>	kick	kin	dot	sad
		mad	men	got	pin
	<p>DRAW</p>	Buhlebendalo looking sad			





FRIDAY ACTIVITY 1

	<p>LOOK & SAY</p>	they	feel	angry	
	<p>SOUND OUT</p>	tin	ten	tip	top
		pat	sat	cap	tap

	<p>DRAW</p>	<p>Draw and colour the pictures in your book. Write the word under the picture.</p> <div style="display: flex; justify-content: space-around; align-items: center;"> <div style="text-align: center;">  cat </div> <div style="text-align: center;">  sad </div> <div style="text-align: center;">  men </div> </div>		
---	--------------------	--	--	--

FRIDAY ACTIVITY 2

	<p>LOOK & SAY</p>	<p>they</p>	<p>feel</p>	<p>angry</p>	
	<p>SOUND OUT</p>	<p>kick</p>	<p>sick</p>	<p>sock</p>	<p>lock</p>
		<p>sad</p>	<p>dad</p>	<p>got</p>	<p>dot</p>




	<p>DRAW</p>	<p>Draw and colour the pictures in your book. Write the word under the picture.</p> <div style="display: flex; justify-content: space-around; align-items: center;"> <div style="text-align: center;">  sock </div> <div style="text-align: center;">  dig </div> <div style="text-align: center;">  net </div> </div>		
---	--------------------	---	--	--

HOME LANGUAGE WORKSHEET




ENGLISH GRADE 1 TERM 1

WEEK 3






MONDAY ACTIVITY 1

	LOOK & SAY	we	go	to	school
	SOUND OUT				
	DRAW	Your school			

MONDAY ACTIVITY 2





	LOOK & SAY	we	go	to	school
	SOUND OUT				
	DRAW	You at school			

TUESDAY ACTIVITY 1






	LOOK & SAY	we	go	to	school
	SOUND OUT	a	a	a	a
	DRAW	<p>Draw and colour the pictures that start with /a/ in your book</p> <div style="display: flex; justify-content: space-around; align-items: center;"> <div style="text-align: center;">  <p>a</p> </div> <div style="text-align: center;">  <p>a</p> </div> </div>			

TUESDAY ACTIVITY 2




	LOOK & SAY	we	go	to	school
---	------------	----	----	----	--------



	SOUND OUT	a	a	a	a
		a	a	a	a
	DRAW	Draw and colour the pictures that start with /a/ in your book			
		 a	 a		

WEDNESDAY ACTIVITY 1




	LOOK & SAY	we	go	to	school
	SOUND OUT	a	a	a	a
		s	s	s	s
	DRAW	Draw and colour the pictures that start with /s/ in your book			
		 s	 s		

WEDNESDAY ACTIVITY 2




	LOOK & SAY	we	go	to	school
	SOUND OUT	a	a	a	a
		s	s	s	s
	DRAW	Draw and colour the pictures that start with /s/ in your book			

		 <p style="text-align: center;">s</p>	 <p style="text-align: center;">s</p>
--	--	--	--



THURSDAY ACTIVITY 1





	LOOK & SAY	we	go	to	school
	SOUND OUT	a	a	a	a
		s	s	s	s
	DRAW	Jabu			

THURSDAY ACTIVITY 2



	LOOK & SAY	we	go	to	school
	SOUND OUT	a	a	a	a
		s	s	s	s
	DRAW	Ben			





FRIDAY ACTIVITY 1

	LOOK & SAY	we	go	to	school
	SOUND OUT	a	a	a	a
		s	s	s	s

	<p>DRAW</p>	<p>Draw and colour the pictures in your book. Write a /a/ or /s/ under the picture</p> <div style="display: flex; justify-content: space-around; align-items: center;"> <div style="text-align: center;">  <p>s</p> </div> <div style="text-align: center;">  <p>s</p> </div> <div style="text-align: center;">  <p>a</p> </div> </div>				
---	--------------------	--	--	--	--	--

FRIDAY ACTIVITY 2

	<p>LOOK & SAY</p>	<p>we</p>	<p>go</p>	<p>to</p>	<p>school</p>	
	<p>SOUND OUT</p>	<p>a</p>	<p>a</p>	<p>a</p>	<p>a</p>	<p>a</p>
		<p>s</p>	<p>s</p>	<p>s</p>	<p>s</p>	<p>s</p>

	<p>DRAW</p>	<p>Draw and colour the pictures in your book. Write a /a/ or /s/ under the picture</p> <div style="display: flex; justify-content: space-around; align-items: center;"> <div style="text-align: center;">  <p>a</p> </div> <div style="text-align: center;">  <p>s</p> </div> <div style="text-align: center;">  <p>a</p> </div> </div>				
--	--------------------	---	--	--	--	--

HOME LANGUAGE WORKSHEET

ENGLISH GRADE 1 TERM 1

WEEK 4






MONDAY ACTIVITY 1

	LOOK & SAY	I	like	to	read
	SOUND OUT	a	a	a	a
		s	s	s	s
	DRAW	You reading			






MONDAY ACTIVITY 2

	LOOK & SAY	I	like	to	read
	SOUND OUT	a	a	a	a
		s	s	s	s
	DRAW	A book			






TUESDAY ACTIVITY 1

	LOOK & SAY	I	like	to	read
	SOUND OUT	s	a	t	sat
		s	a	t	sat
	DRAW	<p>Draw and colour the pictures that start with /t/ in your book.</p> <p>Write a /t/ under the picture</p> <div style="display: flex; justify-content: space-around; align-items: center;"> <div style="text-align: center;">  <p>t</p> </div> <div style="text-align: center;">  <p>t</p> </div> </div>			

TUESDAY ACTIVITY 2


	LOOK & SAY	I	like	to	read
	SOUND OUT	s	a	t	sat
		s	a	t	sat
	DRAW	<p>Draw and colour the pictures that start with /t/ in your book.</p> <p>Write a /t/ under the picture</p>			
					
		t		t	




WEDNESDAY ACTIVITY 1

	LOOK & SAY	I	like	to	read
	SOUND OUT	t	t	t	t
		p	p	p	p
	DRAW	<p>Draw and colour the pictures that start with /p/ in your book.</p> <p>Write a /p/ under the picture</p>			
					
		p		p	

WEDNESDAY ACTIVITY 2

	LOOK & SAY	I	like	to	read
---	------------	---	------	----	------

	SOUND OUT	p	a	t	pat
		t	a	p	tap

	DRAW	<p>Draw and colour the pictures that start with /p/ in your book.</p> <p>Write a /p/ under the picture</p>			
				p	p

THURSDAY ACTIVITY 1


	LOOK & SAY	I	like	to	read
	SOUND OUT	a	s	t	p
		sat	pat	tap	taps
	DRAW	Olwethu			





THURSDAY ACTIVITY 2

	LOOK & SAY	I	like	to	read
	SOUND OUT	s	t	a	p
		tap	pat	sat	pats
	DRAW	Olwethu at school			

FRIDAY ACTIVITY 1


	LOOK & SAY	I	like	to	read
---	------------	---	------	----	------





	SOUND OUT	P	a	t	pat
		t	a	p	tap

	DRAW	Draw and colour the pictures in your book. Write a /t/ or /p/ under the picture.			
		 t	 t	 p	

FRIDAY ACTIVITY 2

	LOOK & SAY	I	like	to	read
---	------------	---	------	----	------




	SOUND OUT	s	a	t	sat
		p	a	t	pat

	DRAW	Draw and colour the pictures in your book. Write a /t/ or /p/ under the picture.			
		 p	 p	 t	




HOME LANGUAGE WORKSHEET
ENGLISH GRADE 1 TERM 1

WEEK 5



MONDAY ACTIVITY 1




	LOOK & SAY	my	family	is	here
	SOUND OUT	p	t	a	s
		pat	tap	sat	pats
	DRAW	Your family			

MONDAY ACTIVITY 2






	LOOK & SAY	my	family	is	here
	SOUND OUT	tap	sat	pat	sap
		t	s	p	a
	DRAW	Your house			

TUESDAY ACTIVITY 1






	LOOK & SAY	my	family	is	here
	SOUND OUT	i	i	i	i
		s	i	t	sit

	DRAW	<p>Draw and colour the pictures that have the sound /i/ in your book. Write a /i/ under the picture</p>			
					
		i		i	



TUESDAY ACTIVITY 2




	LOOK & SAY	my	family	is	here
	SOUND OUT	p	i	t	pit
		t	i	p	tip
	DRAW	<p>Draw and colour the pictures that have the sound /i/ in your book. Write a /i/ under the picture</p> <div style="display: flex; justify-content: space-around; align-items: center;"> <div style="text-align: center;">  <p>i</p> </div> <div style="text-align: center;">  <p>i</p> </div> </div>			

WEDNESDAY ACTIVITY 1




	LOOK & SAY	my	family	is	here
	SOUND OUT	n	n	n	n
		n	a	p	nap
	DRAW	<p>Draw and colour the pictures that start with /n/ in your book. Write a /n/ under the picture</p> <div style="display: flex; justify-content: space-around; align-items: center;"> <div style="text-align: center;">  <p>n</p> </div> <div style="text-align: center;">  <p>n</p> </div> </div>			

WEDNESDAY ACTIVITY 2




	LOOK & SAY	my	family	is	here
	SOUND OUT	p	i	n	pin

		t	i	n	tin
	DRAW	Draw and colour the pictures that start with /n/ in your book. Write a /n/ under the picture			
					
		n		n	



THURSDAY ACTIVITY 1





	LOOK & SAY	my	family	is	here
	SOUND OUT	sat	pat	tap	sit
		pin	tin	nap	pit
	DRAW	Bongi			

THURSDAY ACTIVITY 2



	LOOK & SAY	my	family	is	here
	SOUND OUT	i	sit	pit	tip
		n	nap	pin	tin
	DRAW	Bongi's family			





FRIDAY ACTIVITY 1

	LOOK & SAY	my	family	is	here
	SOUND OUT	s	i	t	Sit
		n	a	p	nap

	DRAW	<p>Draw and colour the pictures in your book. Write a /i/ or /n/ under the picture.</p> <div style="display: flex; justify-content: space-around; align-items: center;"> <div style="text-align: center;">  <p>i</p> </div> <div style="text-align: center;">  <p>n</p> </div> <div style="text-align: center;">  <p>n</p> </div> </div>
---	------	--

FRIDAY ACTIVITY 2

	LOOK & SAY	my	family	is	here
	SOUND OUT	t	i	p	tip
		p	i	n	pin




	DRAW	<p>Draw and colour the pictures in your book. Write a /i/ or /n/ under the picture.</p> <div style="display: flex; justify-content: space-around; align-items: center;"> <div style="text-align: center;">  <p>i</p> </div> <div style="text-align: center;">  <p>n</p> </div> <div style="text-align: center;">  <p>i</p> </div> </div>
---	------	--

HOME LANGUAGE WORKSHEET




ENGLISH GRADE 1 TERM 1

WEEK 6



MONDAY ACTIVITY 1




	LOOK & SAY	I	love	you	
	SOUND OUT	a	s	t	p
		i	n	sit	pan
	DRAW	A heart			

MONDAY ACTIVITY 2






	LOOK & SAY	I	love	you	
	SOUND OUT	n	a	p	nap
		t	i	p	tip
	DRAW	Someone you love			

TUESDAY ACTIVITY 1






	LOOK & SAY	I	love	you	
	SOUND OUT	m	m	m	m
		m	a	n	man

	DRAW	<p>Draw and colour the pictures that start with /m/ in your book.</p> <p>Write a /m/ under the picture</p> <div style="display: flex; justify-content: space-around; align-items: center;"> <div style="text-align: center;">  <p>m</p> </div> <div style="text-align: center;">  <p>m</p> </div> </div>			
---	------	--	--	--	--






TUESDAY ACTIVITY 2

	LOOK & SAY	I	love	you	
	SOUND OUT	m	a	t	mat
		m	a	p	map
	DRAW	<p>Draw and colour the pictures that start with /m/ in your book.</p> <p>Write the word under the picture</p>			
					
		man		mat	




WEDNESDAY ACTIVITY 1

	LOOK & SAY	I	love	you	
	SOUND OUT	d	d	d	d
		s	a	d	sad
	DRAW	<p>Draw and colour the pictures that start with /d/ in your book.</p> <p>Write a /d/ under the picture</p>			
					
		d		d	

WEDNESDAY ACTIVITY 2

	LOOK & SAY	I	love	you	
	SOUND OUT	d	a	d	dad
		d	a	m	dam
	DRAW	<p>Draw and colour the pictures that start with /d/ in your book. Write the word under the picture</p> <div style="display: flex; justify-content: space-around; align-items: center;"> <div style="text-align: center;">  dad </div> <div style="text-align: center;">  dam </div> </div>			







THURSDAY ACTIVITY 1

	LOOK & SAY	I	love	you	
	SOUND OUT	m	map	man	mat
		d	dam	dad	sad
	DRAW	Tseko			







THURSDAY ACTIVITY 2

	LOOK & SAY	I	love	you	
	SOUND OUT	m	map	man	mat
		d	dam	dad	sad
	DRAW	Tseko's baby sister			

FRIDAY ACTIVITY 1

	LOOK & SAY	I	love	you	
	SOUND OUT	s	a	d	sad
		m	a	d	mad
	DRAW	<p>Draw and colour the pictures in your book. Write the word under the picture.</p> <div style="display: flex; justify-content: space-around; align-items: center;"> <div style="text-align: center;">  <p>mat</p> </div> <div style="text-align: center;">  <p>dad</p> </div> <div style="text-align: center;">  <p>dam</p> </div> </div>			

FRIDAY ACTIVITY 2




	LOOK & SAY	I	love	you	
	SOUND OUT	d	a	d	dad
		m	a	p	map
	DRAW	<p>Draw and colour the pictures in your book. Write the word under the picture.</p> <div style="display: flex; justify-content: space-around; align-items: center;"> <div style="text-align: center;">  <p>man</p> </div> <div style="text-align: center;">  <p>sad</p> </div> <div style="text-align: center;">  <p>map</p> </div> </div>			

HOME LANGUAGE WORKSHEET




ENGLISH GRADE 1 TERM 1

WEEK 7






MONDAY ACTIVITY 1

	LOOK & SAY	we	play	outside	
	SOUND OUT	a	s	t	p
		i	n	m	d
	DRAW	You outside			






MONDAY ACTIVITY 2

	LOOK & SAY	we	play	outside	
	SOUND OUT	man	sit	dad	tin
		tap	pat	map	sad
	DRAW	You playing outside			






TUESDAY ACTIVITY 1

	LOOK & SAY	we	play	outside	
	SOUND OUT	o	o	o	o
		p	o	t	pot
	DRAW	<p>Draw and colour the pictures that starts with /o/ in your book.</p> <p>Write an /o/ under the picture</p> <div style="display: flex; justify-content: space-around; align-items: center;"> <div style="text-align: center;">  <p>o</p> </div> <div style="text-align: center;">  <p>o</p> </div> </div>			






TUESDAY ACTIVITY 2

	LOOK & SAY	we	play	outside	
	SOUND OUT	p	o	t	pot
		m	o	p	mop
	DRAW	<p>Draw and colour the pictures that have the sound /o/ in your book. Write the word under the picture</p> <div style="display: flex; justify-content: space-around; align-items: center;"> <div style="text-align: center;">  mop </div> <div style="text-align: center;">  pot </div> </div>			




WEDNESDAY ACTIVITY 1

	LOOK & SAY	we	play	outside	
	SOUND OUT	g	g	g	g
		g	o	t	got
	DRAW	<p>Draw and colour the pictures that start with /g/ in your book. Write a /g/ under the picture</p> <div style="display: flex; justify-content: space-around; align-items: center;"> <div style="text-align: center;">  g </div> <div style="text-align: center;">  g </div> </div>			




WEDNESDAY ACTIVITY 2

	LOOK & SAY	we	play	outside	
	SOUND OUT	p	i	g	pig
		d	i	g	dig
	DRAW	<p>Draw and colour the pictures that have the sound /g/ in your book. Write the word under the picture</p> <div style="display: flex; justify-content: space-around; align-items: center;"> <div style="text-align: center;">  pig </div> <div style="text-align: center;">  dig </div> </div>			







THURSDAY ACTIVITY 1

	LOOK & SAY	we	play	outside	
	SOUND OUT	o	pot	mop	dot
		g	got	pig	dig
	DRAW	Karabo, Tshepo and Cathy feeling hot			







THURSDAY ACTIVITY 2

	LOOK & SAY	we	play	outside	
	SOUND OUT	o	pot	mop	dot
		g	got	pig	dig
	DRAW	Karabo swimming			

FRIDAY ACTIVITY 1

	LOOK & SAY	we	play	outside	
	SOUND OUT	p	i	g	pig
		m	o	p	mop
	DRAW	<p>Draw and colour the pictures in your book. Write the word under the picture.</p> <div style="display: flex; justify-content: space-around; align-items: center;"> <div style="text-align: center;">  <p>mop</p> </div> <div style="text-align: center;">  <p>dig</p> </div> <div style="text-align: center;">  <p>pot</p> </div> </div>			

FRIDAY ACTIVITY 2




	LOOK & SAY	we	play	outside	
	SOUND OUT	d	o	g	dog
		d	o	t	dot
	DRAW	<p>Draw and colour the pictures in your book. Write the word under the picture.</p> <div style="display: flex; justify-content: space-around; align-items: center;"> <div style="text-align: center;">  <p>pig</p> </div> <div style="text-align: center;">  <p>dot</p> </div> <div style="text-align: center;">  <p>dog</p> </div> </div>			

HOME LANGUAGE WORKSHEET




ENGLISH GRADE 1 TERM 1

WEEK 8






MONDAY ACTIVITY 1

	LOOK & SAY	I	want	to	swim
	SOUND OUT	t	p	a	m
		s	o	g	d
	DRAW	You by the pool			






MONDAY ACTIVITY 2

	LOOK & SAY	I	want	to	swim
	SOUND OUT	man	sit	dad	dot
		tap	pat	pig	sad
	DRAW	You swimming			






TUESDAY ACTIVITY 1

	LOOK & SAY	I	want	to	swim
	SOUND OUT	c	c	c	c
		c	a	t	cat
	DRAW	<p>Draw and colour the pictures that starts with /c/ in your book.</p> <p>Write a /c/ under the picture</p> <div style="display: flex; justify-content: space-around; align-items: center;"> <div style="text-align: center;">  <p>c</p> </div> <div style="text-align: center;">  <p>c</p> </div> </div>			



TUESDAY ACTIVITY 2




	LOOK & SAY	I	want	to	swim
	SOUND OUT	c	a	p	cap
		c	a	n	can
	DRAW	<p>Draw and colour the pictures that start with /c/ in your book.</p> <p>Write the word under the picture</p> <div style="display: flex; justify-content: space-around; align-items: center;"> <div style="text-align: center;">  <p>cat</p> </div> <div style="text-align: center;">  <p>cap</p> </div> </div>			

WEDNESDAY ACTIVITY 1




	LOOK & SAY	I	want	to	swim
	SOUND OUT	k	k	k	k
		k	i	d	kid
	DRAW	<p>Draw and colour the pictures that start with /k/ in your book.</p> <p>Write a /k/ under the picture</p> <div style="display: flex; justify-content: space-around; align-items: center;"> <div style="text-align: center;">  <p>k</p> </div> <div style="text-align: center;">  <p>k</p> </div> </div>			

WEDNESDAY ACTIVITY 2




	LOOK & SAY	I	want	to	swim
	SOUND OUT	k	i	t	kit
		k	i	n	kin

	<p>DRAW</p>	<p>Draw and colour the pictures that start with /k/ in your book. Write the word under the picture</p> <div style="display: flex; justify-content: space-around; align-items: center;"> <div style="text-align: center;">  <p>kid</p> </div> <div style="text-align: center;">  <p>kit</p> </div> </div>
---	--------------------	---



THURSDAY ACTIVITY 1





	<p>LOOK & SAY</p>	<p>I</p>	<p>want</p>	<p>to</p>	<p>swim</p>
	<p>SOUND OUT</p>	<p>c</p>	<p>cat</p>	<p>cap</p>	<p>can</p>
		<p>k</p>	<p>kid</p>	<p>kit</p>	<p>kin</p>
	<p>DRAW</p>	<p>butterflies</p>			

THURSDAY ACTIVITY 2



	<p>LOOK & SAY</p>	<p>I</p>	<p>want</p>	<p>to</p>	<p>swim</p>
	<p>SOUND OUT</p>	<p>c</p>	<p>cat</p>	<p>cap</p>	<p>can</p>
		<p>k</p>	<p>kid</p>	<p>kit</p>	<p>kin</p>
	<p>DRAW</p>	<p>birds</p>			





FRIDAY ACTIVITY 1

	<p>LOOK & SAY</p>	<p>I</p>	<p>want</p>	<p>to</p>	<p>swim</p>
	<p>SOUND OUT</p>	<p>c</p>	<p>a</p>	<p>t</p>	<p>Cat</p>
		<p>k</p>	<p>i</p>	<p>n</p>	<p>kin</p>

	<p>DRAW</p>	<p>Draw and colour the pictures in your book. Write the word under the picture.</p> <div style="display: flex; justify-content: space-around; align-items: center;"> <div style="text-align: center;">  <p>kit</p> </div> <div style="text-align: center;">  <p>cap</p> </div> <div style="text-align: center;">  <p>can</p> </div> </div>		
---	--------------------	--	--	--

FRIDAY ACTIVITY 2

	<p>LOOK & SAY</p>	<p>I</p>	<p>want</p>	<p>to</p>	<p>swim</p>
	<p>SOUND OUT</p>	<p>c</p>	<p>o</p>	<p>t</p>	<p>cot</p>
		<p>k</p>	<p>i</p>	<p>d</p>	<p>kid</p>




	<p>DRAW</p>	<p>Draw and colour the pictures in your book. Write the word under the picture.</p> <div style="display: flex; justify-content: space-around; align-items: center;"> <div style="text-align: center;">  <p>cot</p> </div> <div style="text-align: center;">  <p>kid</p> </div> <div style="text-align: center;">  <p>cat</p> </div> </div>		
---	--------------------	--	--	--

HOME LANGUAGE WORKSHEET




ENGLISH GRADE 1 TERM 1

WEEK 9






MONDAY ACTIVITY 1

	LOOK & SAY	they	feel	happy	
	SOUND OUT	t	k	a	m
		s	o	c	d
	DRAW	How you feel			







MONDAY ACTIVITY 2

	LOOK & SAY	they	feel	happy	
	SOUND OUT	man	kid	dad	dot
		cap	pat	pig	sad
	DRAW	You feeling happy			






TUESDAY ACTIVITY 1

	LOOK & SAY	they	feel	happy	
	SOUND OUT	e	e	e	e
		m	e	n	men
	DRAW	<p>Draw and colour the pictures that starts with /e/ in your book.</p> <p>Write an /e/ under the picture</p> <div style="display: flex; justify-content: space-around; align-items: center;"> <div style="text-align: center;">  <p>e</p> </div> <div style="text-align: center;">  <p>e</p> </div> </div>			



TUESDAY ACTIVITY 2




	LOOK & SAY	they	feel	happy	
	SOUND OUT	n	e	t	net
		t	e	n	ten
	DRAW	<p>Draw and colour the pictures that have the sound /e/ in your book. Write the word under the picture</p> <div style="display: flex; justify-content: space-around; align-items: center;"> <div style="text-align: center;">   net </div> <div style="text-align: center;">  ten </div> </div>			

WEDNESDAY ACTIVITY 1

	LOOK & SAY	they	feel	happy	
	SOUND OUT	ck	ck	ck	ck
		k	i	ck	kick
	DRAW	<p>Draw and colour the pictures that end with /ck/ in your book. Write a /ck/ under the picture</p> <div style="display: flex; justify-content: space-around; align-items: center;"> <div style="text-align: center;">  ck </div> <div style="text-align: center;">  ck </div> </div>			

WEDNESDAY ACTIVITY 2




	LOOK & SAY	they	feel	happy	
	SOUND OUT	k	i	ck	kick
		s	i	ck	sick

	DRAW	Draw and colour the pictures that end with /ck/ in your book. Write the word under the picture
		<div style="display: flex; justify-content: space-around; align-items: center;"> <div style="text-align: center;">  kick </div> <div style="text-align: center;">  sick </div> </div>



THURSDAY ACTIVITY 1





	LOOK & SAY	they	feel	happy	
	SOUND OUT	e	net	men	ten
		ck	kick	sick	sock
	DRAW	Dan			

THURSDAY ACTIVITY 2

	LOOK & SAY	they	feel	happy	
	SOUND OUT	e	net	men	ten
		ck	kick	sick	sock
	DRAW	Dan's teacher			





FRIDAY ACTIVITY 1

	LOOK & SAY	they	feel	happy	
	SOUND OUT	m	e	n	men
		s	i	ck	sick

	<p>DRAW</p>	<p>Draw and colour the pictures in your book. Write the word under the picture.</p> <div style="display: flex; justify-content: space-around; align-items: center;"> <div style="text-align: center;">  <p>ten</p> </div> <div style="text-align: center;">  <p>sick</p> </div> <div style="text-align: center;">  <p>men</p> </div> </div>		
---	--------------------	---	--	--

FRIDAY ACTIVITY 2

	<p>LOOK & SAY</p>	<p>they</p>	<p>feel</p>	<p>happy</p>	
	<p>SOUND OUT</p>	<p>n</p>	<p>e</p>	<p>t</p>	<p>net</p>
		<p>k</p>	<p>i</p>	<p>ck</p>	<p>kick</p>




	<p>DRAW</p>	<p>Draw and colour the pictures in your book. Write the word under the picture.</p> <div style="display: flex; justify-content: space-around; align-items: center;"> <div style="text-align: center;">  <p>sock</p> </div> <div style="text-align: center;">  <p>kick</p> </div> <div style="text-align: center;">  <p>net</p> </div> </div>		
---	--------------------	--	--	--

HOME LANGUAGE WORKSHEET




ENGLISH GRADE 1 TERM 1

WEEK 10






MONDAY ACTIVITY 1

	LOOK & SAY	they	feel	angry	
	SOUND OUT	t	k	a	m
		s	o	c	d
	DRAW	How you feel			






MONDAY ACTIVITY 2

	LOOK & SAY	they	feel	angry	
	SOUND OUT	tap	kid	mat	dam
		sit	dot	cat	dad
	DRAW	You feeling angry			






TUESDAY ACTIVITY 1

	LOOK & SAY	they	feel	angry	
	SOUND OUT	p	i	n	pin
		n	e	ck	neck
	DRAW	<p>Draw and colour the pictures in your book. Write the sound it starts with under the picture.</p> <div style="display: flex; justify-content: space-around; align-items: center;"> <div style="text-align: center;">  o </div> <div style="text-align: center;">  p </div> </div>			

TUESDAY ACTIVITY 2




	LOOK & SAY	they	feel	angry	
	SOUND OUT	sat	pit	men	sick
		pig	tin	tap	pot
	DRAW	<p>Draw and colour the pictures in your book. Write the word under the picture</p> <div style="display: flex; justify-content: space-around; align-items: center;"> <div style="text-align: center;">  <p>sick</p> </div> <div style="text-align: center;">  <p>pig</p> </div> </div>			

WEDNESDAY ACTIVITY 1




	LOOK & SAY	they	feel	angry	
	SOUND OUT	pat	mop	dot	ten
		sock	net	got	pin
	DRAW	<p>Draw and colour the pictures in your book. Write the sound it starts with under the picture.</p> <div style="display: flex; justify-content: space-around; align-items: center;"> <div style="text-align: center;">  <p>k</p> </div> <div style="text-align: center;">  <p>s</p> </div> </div>			

WEDNESDAY ACTIVITY 2




	LOOK & SAY	they	feel	angry	
	SOUND OUT	sit	nap	tip	map
		dig	kit	kick	cap

	DRAW	Draw and colour the pictures in your book. Write the word under the picture			
				mop	ten

THURSDAY ACTIVITY 1





	LOOK & SAY	they	feel	angry	
	SOUND OUT	kin	can	sad	man
	DRAW	Buhlebendalo			

THURSDAY ACTIVITY 2


	LOOK & SAY	they	feel	angry	
	SOUND OUT	kick	kin	dot	sad
	DRAW	Buhlebendalo looking sad			





FRIDAY ACTIVITY 1

	LOOK & SAY	they	feel	angry	
	SOUND OUT	tin	ten	tip	top
		pat	sat	cap	tap

	<p>DRAW</p>	<p>Draw and colour the pictures in your book. Write the word under the picture.</p> <div style="display: flex; justify-content: space-around; align-items: center;"> <div style="text-align: center;">  <p>cat</p> </div> <div style="text-align: center;">  <p>sad</p> </div> <div style="text-align: center;">  <p>men</p> </div> </div>		
---	--------------------	--	--	--

FRIDAY ACTIVITY 2

	<p>LOOK & SAY</p>	<p>they</p>	<p>feel</p>	<p>angry</p>	
	<p>SOUND OUT</p>	<p>kick</p>	<p>sick</p>	<p>sock</p>	<p>lock</p>
		<p>sad</p>	<p>dad</p>	<p>got</p>	<p>dot</p>




	<p>DRAW</p>	<p>Draw and colour the pictures in your book. Write the word under the picture.</p> <div style="display: flex; justify-content: space-around; align-items: center;"> <div style="text-align: center;">  <p>sock</p> </div> <div style="text-align: center;">  <p>dig</p> </div> <div style="text-align: center;">  <p>net</p> </div> </div>		
---	--------------------	---	--	--

HOME LANGUAGE WORKSHEET




ENGLISH GRADE 1 TERM 1

WEEK 3






MONDAY ACTIVITY 1

	LOOK & SAY	we	go	to	school
	SOUND OUT				
	DRAW	Your school			

MONDAY ACTIVITY 2





	LOOK & SAY	we	go	to	school
	SOUND OUT				
	DRAW	You at school			

TUESDAY ACTIVITY 1






	LOOK & SAY	we	go	to	school
	SOUND OUT	a	a	a	a
	DRAW	<p>Draw and colour the pictures that start with /a/ in your book</p> <div style="display: flex; justify-content: space-around; align-items: center;"> <div style="text-align: center;">  <p>a</p> </div> <div style="text-align: center;">  <p>a</p> </div> </div>			

TUESDAY ACTIVITY 2




	LOOK & SAY	we	go	to	school
---	------------	----	----	----	--------



	SOUND OUT	a	a	a	a
		a	a	a	a
	DRAW	Draw and colour the pictures that start with /a/ in your book			
		 a	 a		

WEDNESDAY ACTIVITY 1




	LOOK & SAY	we	go	to	school
	SOUND OUT	a	a	a	a
		s	s	s	s
	DRAW	Draw and colour the pictures that start with /s/ in your book			
		 s	 s		

WEDNESDAY ACTIVITY 2




	LOOK & SAY	we	go	to	school
	SOUND OUT	a	a	a	a
		s	s	s	s
	DRAW	Draw and colour the pictures that start with /s/ in your book			

		 s	 s
--	--	--	--



THURSDAY ACTIVITY 1





	LOOK & SAY	we	go	to	school
	SOUND OUT	a	a	a	a
		s	s	s	s
	DRAW	Jabu			

THURSDAY ACTIVITY 2



	LOOK & SAY	we	go	to	school
	SOUND OUT	a	a	a	a
		s	s	s	s
	DRAW	Ben			





FRIDAY ACTIVITY 1

	LOOK & SAY	we	go	to	school
	SOUND OUT	a	a	a	a
		s	s	s	s

	<p>DRAW</p>	<p>Draw and colour the pictures in your book. Write a /a/ or /s/ under the picture</p> <div style="display: flex; justify-content: space-around; align-items: center;"> <div style="text-align: center;">  <p>s</p> </div> <div style="text-align: center;">  <p>s</p> </div> <div style="text-align: center;">  <p>a</p> </div> </div>				
---	--------------------	--	--	--	--	--

FRIDAY ACTIVITY 2

	<p>LOOK & SAY</p>	<p>we</p>	<p>go</p>	<p>to</p>	<p>school</p>	
	<p>SOUND OUT</p>	<p>a</p>	<p>a</p>	<p>a</p>	<p>a</p>	<p>a</p>
		<p>s</p>	<p>s</p>	<p>s</p>	<p>s</p>	<p>s</p>

	<p>DRAW</p>	<p>Draw and colour the pictures in your book. Write a /a/ or /s/ under the picture</p> <div style="display: flex; justify-content: space-around; align-items: center;"> <div style="text-align: center;">  <p>a</p> </div> <div style="text-align: center;">  <p>s</p> </div> <div style="text-align: center;">  <p>a</p> </div> </div>				
--	--------------------	---	--	--	--	--

HOME LANGUAGE WORKSHEET

ENGLISH GRADE 1 TERM 1

WEEK 4






MONDAY ACTIVITY 1

	LOOK & SAY	I	like	to	read
	SOUND OUT	a	a	a	a
		s	s	s	s
	DRAW	You reading			






MONDAY ACTIVITY 2

	LOOK & SAY	I	like	to	read
	SOUND OUT	a	a	a	a
		s	s	s	s
	DRAW	A book			






TUESDAY ACTIVITY 1

	LOOK & SAY	I	like	to	read
	SOUND OUT	s	a	t	sat
		s	a	t	sat
	DRAW	<p>Draw and colour the pictures that start with /t/ in your book.</p> <p>Write a /t/ under the picture</p> <div style="display: flex; justify-content: space-around; align-items: center;"> <div style="text-align: center;">  <p>t</p> </div> <div style="text-align: center;">  <p>t</p> </div> </div>			

TUESDAY ACTIVITY 2


	LOOK & SAY	I	like	to	read
	SOUND OUT	s	a	t	sat
		s	a	t	sat
	DRAW	<p>Draw and colour the pictures that start with /t/ in your book.</p> <p>Write a /t/ under the picture</p>			
					
		t		t	




WEDNESDAY ACTIVITY 1

	LOOK & SAY	I	like	to	read
	SOUND OUT	t	t	t	t
		p	p	p	p
	DRAW	<p>Draw and colour the pictures that start with /p/ in your book.</p> <p>Write a /p/ under the picture</p>			
					
		p		p	

WEDNESDAY ACTIVITY 2

	LOOK & SAY	I	like	to	read
---	------------	---	------	----	------

	SOUND OUT	p	a	t	pat
		t	a	p	tap

	DRAW	<p>Draw and colour the pictures that start with /p/ in your book.</p> <p>Write a /p/ under the picture</p>			
					
		p		p	

THURSDAY ACTIVITY 1


	LOOK & SAY	I	like	to	read
	SOUND OUT	a	s	t	p
		sat	pat	tap	taps
	DRAW	Olwethu			





THURSDAY ACTIVITY 2

	LOOK & SAY	I	like	to	read
	SOUND OUT	s	t	a	p
		tap	pat	sat	pats
	DRAW	Olwethu at school			

FRIDAY ACTIVITY 1


	LOOK & SAY	I	like	to	read
---	------------	---	------	----	------





	SOUND OUT	P	a	t	pat
		t	a	p	tap

	DRAW	<p>Draw and colour the pictures in your book. Write a /t/ or /p/ under the picture.</p>			
		 t	 t	 p	

FRIDAY ACTIVITY 2

	LOOK & SAY	I	like	to	read
---	------------	---	------	----	------




	SOUND OUT	s	a	t	sat
		p	a	t	pat

	DRAW	<p>Draw and colour the pictures in your book. Write a /t/ or /p/ under the picture.</p>			
		 p	 p	 t	




HOME LANGUAGE WORKSHEET
ENGLISH GRADE 1 TERM 1

WEEK 5



MONDAY ACTIVITY 1




	LOOK & SAY	my	family	is	here
	SOUND OUT	p	t	a	s
		pat	tap	sat	pats
	DRAW	Your family			

MONDAY ACTIVITY 2






	LOOK & SAY	my	family	is	here
	SOUND OUT	tap	sat	pat	sap
		t	s	p	a
	DRAW	Your house			

TUESDAY ACTIVITY 1






	LOOK & SAY	my	family	is	here
	SOUND OUT	i	i	i	i
		s	i	t	sit

	DRAW	<p>Draw and colour the pictures that have the sound /i/ in your book. Write a /i/ under the picture</p>			
		 <p style="text-align: center;">i</p>		 <p style="text-align: center;">i</p>	



TUESDAY ACTIVITY 2




	LOOK & SAY	my	family	is	here
	SOUND OUT	p	i	t	pit
		t	i	p	tip
	DRAW	<p>Draw and colour the pictures that have the sound /i/ in your book. Write a /i/ under the picture</p> <div style="display: flex; justify-content: space-around; align-items: center;"> <div style="text-align: center;">  <p>i</p> </div> <div style="text-align: center;">  <p>i</p> </div> </div>			

WEDNESDAY ACTIVITY 1




	LOOK & SAY	my	family	is	here
	SOUND OUT	n	n	n	n
		n	a	p	nap
	DRAW	<p>Draw and colour the pictures that start with /n/ in your book. Write a /n/ under the picture</p> <div style="display: flex; justify-content: space-around; align-items: center;"> <div style="text-align: center;">  <p>n</p> </div> <div style="text-align: center;">  <p>n</p> </div> </div>			

WEDNESDAY ACTIVITY 2




	LOOK & SAY	my	family	is	here
	SOUND OUT	p	i	n	pin

		t	i	n	tin
	DRAW	Draw and colour the pictures that start with /n/ in your book. Write a /n/ under the picture			
					
		n		n	



THURSDAY ACTIVITY 1





	LOOK & SAY	my	family	is	here
	SOUND OUT	sat	pat	tap	sit
		pin	tin	nap	pit
	DRAW	Bongi			

THURSDAY ACTIVITY 2



	LOOK & SAY	my	family	is	here
	SOUND OUT	i	sit	pit	tip
		n	nap	pin	tin
	DRAW	Bongi's family			





FRIDAY ACTIVITY 1

	LOOK & SAY	my	family	is	here
	SOUND OUT	s	i	t	Sit
		n	a	p	nap

	DRAW	<p>Draw and colour the pictures in your book. Write a /i/ or /n/ under the picture.</p> <div style="display: flex; justify-content: space-around; align-items: center;"> <div style="text-align: center;">  i </div> <div style="text-align: center;">  n </div> <div style="text-align: center;">  n </div> </div>
---	------	---

FRIDAY ACTIVITY 2

	LOOK & SAY	my	family	is	here
	SOUND OUT	t	i	p	tip
		p	i	n	pin




	DRAW	<p>Draw and colour the pictures in your book. Write a /i/ or /n/ under the picture.</p> <div style="display: flex; justify-content: space-around; align-items: center;"> <div style="text-align: center;">  i </div> <div style="text-align: center;">  n </div> <div style="text-align: center;">  i </div> </div>
---	------	---

HOME LANGUAGE WORKSHEET




ENGLISH GRADE 1 TERM 1

WEEK 6



MONDAY ACTIVITY 1




	LOOK & SAY	I	love	you	
	SOUND OUT	a	s	t	p
		i	n	sit	pan
	DRAW	A heart			

MONDAY ACTIVITY 2






	LOOK & SAY	I	love	you	
	SOUND OUT	n	a	p	nap
		t	i	p	tip
	DRAW	Someone you love			

TUESDAY ACTIVITY 1






	LOOK & SAY	I	love	you	
	SOUND OUT	m	m	m	m
		m	a	n	man

	DRAW	<p>Draw and colour the pictures that start with /m/ in your book.</p> <p>Write a /m/ under the picture</p> <div style="display: flex; justify-content: space-around; align-items: center;"> <div style="text-align: center;">  <p>m</p> </div> <div style="text-align: center;">  <p>m</p> </div> </div>			
---	------	--	--	--	--






TUESDAY ACTIVITY 2

	LOOK & SAY	I	love	you	
	SOUND OUT	m	a	t	mat
		m	a	p	map
	DRAW	<p>Draw and colour the pictures that start with /m/ in your book.</p> <p>Write the word under the picture</p> <div style="display: flex; justify-content: space-around; align-items: center;"> <div style="text-align: center;">  man </div> <div style="text-align: center;">  mat </div> </div>			




WEDNESDAY ACTIVITY 1

	LOOK & SAY	I	love	you	
	SOUND OUT	d	d	d	d
		s	a	d	sad
	DRAW	<p>Draw and colour the pictures that start with /d/ in your book.</p> <p>Write a /d/ under the picture</p> <div style="display: flex; justify-content: space-around; align-items: center;"> <div style="text-align: center;">  d </div> <div style="text-align: center;">  d </div> </div>			

WEDNESDAY ACTIVITY 2

	LOOK & SAY	I	love	you	
	SOUND OUT	d	a	d	dad
		d	a	m	dam
	DRAW	<p>Draw and colour the pictures that start with /d/ in your book. Write the word under the picture</p> <div style="display: flex; justify-content: space-around; align-items: center;"> <div style="text-align: center;">  <p>dad</p> </div> <div style="text-align: center;">  <p>dam</p> </div> </div>			







THURSDAY ACTIVITY 1

	LOOK & SAY	I	love	you	
	SOUND OUT	m	map	man	mat
		d	dam	dad	sad
	DRAW	Tseko			







THURSDAY ACTIVITY 2

	LOOK & SAY	I	love	you	
	SOUND OUT	m	map	man	mat
		d	dam	dad	sad
	DRAW	Tseko's baby sister			

FRIDAY ACTIVITY 1

	LOOK & SAY	I	love	you	
	SOUND OUT	s	a	d	sad
		m	a	d	mad
	DRAW	<p>Draw and colour the pictures in your book. Write the word under the picture.</p> <div style="display: flex; justify-content: space-around; align-items: center;"> <div style="text-align: center;">  <p>mat</p> </div> <div style="text-align: center;">  <p>dad</p> </div> <div style="text-align: center;">  <p>dam</p> </div> </div>			

FRIDAY ACTIVITY 2




	LOOK & SAY	I	love	you	
	SOUND OUT	d	a	d	dad
		m	a	p	map
	DRAW	<p>Draw and colour the pictures in your book. Write the word under the picture.</p> <div style="display: flex; justify-content: space-around; align-items: center;"> <div style="text-align: center;">  <p>man</p> </div> <div style="text-align: center;">  <p>sad</p> </div> <div style="text-align: center;">  <p>map</p> </div> </div>			

HOME LANGUAGE WORKSHEET




ENGLISH GRADE 1 TERM 1

WEEK 7






MONDAY ACTIVITY 1

	LOOK & SAY	we	play	outside	
	SOUND OUT	a	s	t	p
		i	n	m	d
	DRAW	You outside			






MONDAY ACTIVITY 2

	LOOK & SAY	we	play	outside	
	SOUND OUT	man	sit	dad	tin
		tap	pat	map	sad
	DRAW	You playing outside			






TUESDAY ACTIVITY 1

	LOOK & SAY	we	play	outside	
	SOUND OUT	o	o	o	o
		p	o	t	pot
	DRAW	<p>Draw and colour the pictures that starts with /o/ in your book.</p> <p>Write an /o/ under the picture</p> <div style="display: flex; justify-content: space-around; align-items: center;"> <div style="text-align: center;">  <p>o</p> </div> <div style="text-align: center;">  <p>o</p> </div> </div>			






TUESDAY ACTIVITY 2

	LOOK & SAY	we	play	outside	
	SOUND OUT	p	o	t	pot
		m	o	p	mop
	DRAW	<p>Draw and colour the pictures that have the sound /o/ in your book. Write the word under the picture</p> <div style="display: flex; justify-content: space-around; align-items: center;"> <div style="text-align: center;">  mop </div> <div style="text-align: center;">  pot </div> </div>			




WEDNESDAY ACTIVITY 1

	LOOK & SAY	we	play	outside	
	SOUND OUT	g	g	g	g
		g	o	t	got
	DRAW	<p>Draw and colour the pictures that start with /g/ in your book. Write a /g/ under the picture</p> <div style="display: flex; justify-content: space-around; align-items: center;"> <div style="text-align: center;">  g </div> <div style="text-align: center;">  g </div> </div>			




WEDNESDAY ACTIVITY 2

	LOOK & SAY	we	play	outside	
	SOUND OUT	p	i	g	pig
		d	i	g	dig
	DRAW	<p>Draw and colour the pictures that have the sound /g/ in your book. Write the word under the picture</p> <div style="display: flex; justify-content: space-around; align-items: center;"> <div style="text-align: center;">  <p>pig</p> </div> <div style="text-align: center;">  <p>dig</p> </div> </div>			







THURSDAY ACTIVITY 1

	LOOK & SAY	we	play	outside	
	SOUND OUT	o	pot	mop	dot
		g	got	pig	dig
	DRAW	Karabo, Tshepo and Cathy feeling hot			







THURSDAY ACTIVITY 2

	LOOK & SAY	we	play	outside	
	SOUND OUT	o	pot	mop	dot
		g	got	pig	dig
	DRAW	Karabo swimming			

FRIDAY ACTIVITY 1

	LOOK & SAY	we	play	outside	
	SOUND OUT	p	i	g	pig
		m	o	p	mop
	DRAW	<p>Draw and colour the pictures in your book. Write the word under the picture.</p> <div style="display: flex; justify-content: space-around; align-items: center;"> <div style="text-align: center;">  <p>mop</p> </div> <div style="text-align: center;">  <p>dig</p> </div> <div style="text-align: center;">  <p>pot</p> </div> </div>			

FRIDAY ACTIVITY 2




	LOOK & SAY	we	play	outside	
	SOUND OUT	d	o	g	dog
		d	o	t	dot
	DRAW	<p>Draw and colour the pictures in your book. Write the word under the picture.</p> <div style="display: flex; justify-content: space-around; align-items: center;"> <div style="text-align: center;">  <p>pig</p> </div> <div style="text-align: center;">  <p>dot</p> </div> <div style="text-align: center;">  <p>dog</p> </div> </div>			

HOME LANGUAGE WORKSHEET




ENGLISH GRADE 1 TERM 1

WEEK 8






MONDAY ACTIVITY 1

	LOOK & SAY	I	want	to	swim
	SOUND OUT	t	p	a	m
		s	o	g	d
	DRAW	You by the pool			






MONDAY ACTIVITY 2

	LOOK & SAY	I	want	to	swim
	SOUND OUT	man	sit	dad	dot
		tap	pat	pig	sad
	DRAW	You swimming			






TUESDAY ACTIVITY 1

	LOOK & SAY	I	want	to	swim
	SOUND OUT	c	c	c	c
		c	a	t	cat
	DRAW	<p>Draw and colour the pictures that starts with /c/ in your book.</p> <p>Write a /c/ under the picture</p> <div style="display: flex; justify-content: space-around; align-items: center;"> <div style="text-align: center;">  <p>c</p> </div> <div style="text-align: center;">  <p>c</p> </div> </div>			



TUESDAY ACTIVITY 2




	LOOK & SAY	I	want	to	swim
	SOUND OUT	c	a	p	cap
		c	a	n	can
	DRAW	<p>Draw and colour the pictures that start with /c/ in your book. Write the word under the picture</p> <div style="display: flex; justify-content: space-around; align-items: center;"> <div style="text-align: center;">  cat </div> <div style="text-align: center;">  cap </div> </div>			

WEDNESDAY ACTIVITY 1




	LOOK & SAY	I	want	to	swim
	SOUND OUT	k	k	k	k
		k	i	d	kid
	DRAW	<p>Draw and colour the pictures that start with /k/ in your book. Write a /k/ under the picture</p> <div style="display: flex; justify-content: space-around; align-items: center;"> <div style="text-align: center;">  k </div> <div style="text-align: center;">  k </div> </div>			

WEDNESDAY ACTIVITY 2




	LOOK & SAY	I	want	to	swim
	SOUND OUT	k	i	t	kit
		k	i	n	kin

	<p>DRAW</p>	<p>Draw and colour the pictures that start with /k/ in your book. Write the word under the picture</p> <div style="display: flex; justify-content: space-around; align-items: center;"> <div style="text-align: center;">  <p>kid</p> </div> <div style="text-align: center;">  <p>kit</p> </div> </div>
---	--------------------	---



THURSDAY ACTIVITY 1





	<p>LOOK & SAY</p>	<p>I</p>	<p>want</p>	<p>to</p>	<p>swim</p>
	<p>SOUND OUT</p>	<p>c</p>	<p>cat</p>	<p>cap</p>	<p>can</p>
		<p>k</p>	<p>kid</p>	<p>kit</p>	<p>kin</p>
	<p>DRAW</p>	<p>butterflies</p>			

THURSDAY ACTIVITY 2



	<p>LOOK & SAY</p>	<p>I</p>	<p>want</p>	<p>to</p>	<p>swim</p>
	<p>SOUND OUT</p>	<p>c</p>	<p>cat</p>	<p>cap</p>	<p>can</p>
		<p>k</p>	<p>kid</p>	<p>kit</p>	<p>kin</p>
	<p>DRAW</p>	<p>birds</p>			





FRIDAY ACTIVITY 1

	<p>LOOK & SAY</p>	<p>I</p>	<p>want</p>	<p>to</p>	<p>swim</p>
	<p>SOUND OUT</p>	<p>c</p>	<p>a</p>	<p>t</p>	<p>Cat</p>
		<p>k</p>	<p>i</p>	<p>n</p>	<p>kin</p>

	<p>DRAW</p>	<p>Draw and colour the pictures in your book. Write the word under the picture.</p> <div style="display: flex; justify-content: space-around; align-items: center;"> <div style="text-align: center;">  <p>kit</p> </div> <div style="text-align: center;">  <p>cap</p> </div> <div style="text-align: center;">  <p>can</p> </div> </div>		
---	--------------------	--	--	--

FRIDAY ACTIVITY 2

	<p>LOOK & SAY</p>	<p>I</p>	<p>want</p>	<p>to</p>	<p>swim</p>
	<p>SOUND OUT</p>	<p>c</p>	<p>o</p>	<p>t</p>	<p>cot</p>
		<p>k</p>	<p>i</p>	<p>d</p>	<p>kid</p>




	<p>DRAW</p>	<p>Draw and colour the pictures in your book. Write the word under the picture.</p> <div style="display: flex; justify-content: space-around; align-items: center;"> <div style="text-align: center;">  <p>cot</p> </div> <div style="text-align: center;">  <p>kid</p> </div> <div style="text-align: center;">  <p>cat</p> </div> </div>		
---	--------------------	--	--	--

HOME LANGUAGE WORKSHEET




ENGLISH GRADE 1 TERM 1

WEEK 9






MONDAY ACTIVITY 1

	LOOK & SAY	they	feel	happy	
	SOUND OUT	t	k	a	m
		s	o	c	d
	DRAW	How you feel			








MONDAY ACTIVITY 2

	LOOK & SAY	they	feel	happy	
	SOUND OUT	man	kid	dad	dot
		cap	pat	pig	sad
	DRAW	You feeling happy			






TUESDAY ACTIVITY 1

	LOOK & SAY	they	feel	happy	
	SOUND OUT	e	e	e	e
		m	e	n	men
	DRAW	<p>Draw and colour the pictures that starts with /e/ in your book.</p> <p>Write an /e/ under the picture</p> <div style="display: flex; justify-content: space-around; align-items: center;"> <div style="text-align: center;">  <p>e</p> </div> <div style="text-align: center;">  <p>e</p> </div> </div>			



TUESDAY ACTIVITY 2




	LOOK & SAY	they	feel	happy	
	SOUND OUT	n	e	t	net
		t	e	n	ten
	DRAW	<p>Draw and colour the pictures that have the sound /e/ in your book. Write the word under the picture</p> <div style="display: flex; justify-content: space-around; align-items: center;"> <div style="text-align: center;">   net </div> <div style="text-align: center;">   ten </div> </div>			

WEDNESDAY ACTIVITY 1

	LOOK & SAY	they	feel	happy	
	SOUND OUT	ck	ck	ck	ck
		k	i	ck	kick
	DRAW	<p>Draw and colour the pictures that end with /ck/ in your book. Write a /ck/ under the picture</p> <div style="display: flex; justify-content: space-around; align-items: center;"> <div style="text-align: center;">  ck </div> <div style="text-align: center;">  ck </div> </div>			

WEDNESDAY ACTIVITY 2




	LOOK & SAY	they	feel	happy	
	SOUND OUT	k	i	ck	kick
		s	i	ck	sick

	DRAW	Draw and colour the pictures that end with /ck/ in your book. Write the word under the picture
		<div style="display: flex; justify-content: space-around; align-items: center;"> <div style="text-align: center;">  kick </div> <div style="text-align: center;">  sick </div> </div>



THURSDAY ACTIVITY 1





	LOOK & SAY	they	feel	happy	
	SOUND OUT	e	net	men	ten
		ck	kick	sick	sock
	DRAW	Dan			

THURSDAY ACTIVITY 2

	LOOK & SAY	they	feel	happy	
	SOUND OUT	e	net	men	ten
		ck	kick	sick	sock
	DRAW	Dan's teacher			





FRIDAY ACTIVITY 1

	LOOK & SAY	they	feel	happy	
	SOUND OUT	m	e	n	men
		s	i	ck	sick

	<p>DRAW</p>	<p>Draw and colour the pictures in your book. Write the word under the picture.</p> <div style="display: flex; justify-content: space-around; align-items: center;"> <div style="text-align: center;">  <p>ten</p> </div> <div style="text-align: center;">  <p>sick</p> </div> <div style="text-align: center;">  <p>men</p> </div> </div>		
---	--------------------	---	--	--

FRIDAY ACTIVITY 2

	<p>LOOK & SAY</p>	<p>they</p>	<p>feel</p>	<p>happy</p>	
	<p>SOUND OUT</p>	<p>n</p>	<p>e</p>	<p>t</p>	<p>net</p>
		<p>k</p>	<p>i</p>	<p>ck</p>	<p>kick</p>




	<p>DRAW</p>	<p>Draw and colour the pictures in your book. Write the word under the picture.</p> <div style="display: flex; justify-content: space-around; align-items: center;"> <div style="text-align: center;">  <p>sock</p> </div> <div style="text-align: center;">  <p>kick</p> </div> <div style="text-align: center;">  <p>net</p> </div> </div>		
---	--------------------	--	--	--

HOME LANGUAGE WORKSHEET




ENGLISH GRADE 1 TERM 1

WEEK 10






MONDAY ACTIVITY 1

	LOOK & SAY	they	feel	angry	
	SOUND OUT	t	k	a	m
		s	o	c	d
	DRAW	How you feel			






MONDAY ACTIVITY 2

	LOOK & SAY	they	feel	angry	
	SOUND OUT	tap	kid	mat	dam
		sit	dot	cat	dad
	DRAW	You feeling angry			






TUESDAY ACTIVITY 1

	LOOK & SAY	they	feel	angry	
	SOUND OUT	p	i	n	pin
		n	e	ck	neck
	DRAW	<p>Draw and colour the pictures in your book. Write the sound it starts with under the picture.</p> <div style="display: flex; justify-content: space-around; align-items: center;"> <div style="text-align: center;">  <p>o</p> </div> <div style="text-align: center;">  <p>p</p> </div> </div>			

TUESDAY ACTIVITY 2




	LOOK & SAY	they	feel	angry	
	SOUND OUT	sat	pit	men	sick
		pig	tin	tap	pot
	DRAW	<p>Draw and colour the pictures in your book. Write the word under the picture</p> <div style="display: flex; justify-content: space-around; align-items: center;"> <div style="text-align: center;">  sick </div> <div style="text-align: center;">  pig </div> </div>			

WEDNESDAY ACTIVITY 1




	LOOK & SAY	they	feel	angry	
	SOUND OUT	pat	mop	dot	ten
		sock	net	got	pin
	DRAW	<p>Draw and colour the pictures in your book. Write the sound it starts with under the picture.</p> <div style="display: flex; justify-content: space-around; align-items: center;"> <div style="text-align: center;">  k </div> <div style="text-align: center;">  s </div> </div>			

WEDNESDAY ACTIVITY 2




	LOOK & SAY	they	feel	angry	
	SOUND OUT	sit	nap	tip	map
		dig	kit	kick	cap

	<p>DRAW</p>	<p>Draw and colour the pictures in your book. Write the word under the picture</p> <div style="display: flex; justify-content: space-around; align-items: center;"> <div style="text-align: center;">  <p>mop</p> </div> <div style="text-align: center;">  <p>ten</p> </div> </div>			
---	--------------------	---	--	--	--


THURSDAY ACTIVITY 1





	<p>LOOK & SAY</p>	they	feel	angry	
	<p>SOUND OUT</p>	kin	can	sad	man
		pick	cot	pit	dig
	<p>DRAW</p>	Buhlebendalo			

THURSDAY ACTIVITY 2



	<p>LOOK & SAY</p>	they	feel	angry	
	<p>SOUND OUT</p>	kick	kin	dot	sad
		mad	men	got	pin
	<p>DRAW</p>	Buhlebendalo looking sad			





FRIDAY ACTIVITY 1

	<p>LOOK & SAY</p>	they	feel	angry	
	<p>SOUND OUT</p>	tin	ten	tip	top
		pat	sat	cap	tap

	<p>DRAW</p>	<p>Draw and colour the pictures in your book. Write the word under the picture.</p> <div style="display: flex; justify-content: space-around; align-items: center;"> <div style="text-align: center;">  cat </div> <div style="text-align: center;">  sad </div> <div style="text-align: center;">  men </div> </div>		
---	--------------------	--	--	--

FRIDAY ACTIVITY 2

	<p>LOOK & SAY</p>	<p>they</p>	<p>feel</p>	<p>angry</p>	
	<p>SOUND OUT</p>	<p>kick</p>	<p>sick</p>	<p>sock</p>	<p>lock</p>
		<p>sad</p>	<p>dad</p>	<p>got</p>	<p>dot</p>




	<p>DRAW</p>	<p>Draw and colour the pictures in your book. Write the word under the picture.</p> <div style="display: flex; justify-content: space-around; align-items: center;"> <div style="text-align: center;">  sock </div> <div style="text-align: center;">  dig </div> <div style="text-align: center;">  net </div> </div>		
---	--------------------	---	--	--

HOME LANGUAGE WORKSHEET




ENGLISH GRADE 1 TERM 1

WEEK 3






MONDAY ACTIVITY 1

	LOOK & SAY	we	go	to	school
	SOUND OUT				
	DRAW	Your school			

MONDAY ACTIVITY 2





	LOOK & SAY	we	go	to	school
	SOUND OUT				
	DRAW	You at school			

TUESDAY ACTIVITY 1






	LOOK & SAY	we	go	to	school
	SOUND OUT	a	a	a	a
	DRAW	<p>Draw and colour the pictures that start with /a/ in your book</p> <div style="display: flex; justify-content: space-around; align-items: center;"> <div style="text-align: center;">  <p>a</p> </div> <div style="text-align: center;">  <p>a</p> </div> </div>			

TUESDAY ACTIVITY 2




	LOOK & SAY	we	go	to	school
---	------------	----	----	----	--------



	SOUND OUT	a	a	a	a
		a	a	a	a
	DRAW	Draw and colour the pictures that start with /a/ in your book			
		 a	 a		

WEDNESDAY ACTIVITY 1




	LOOK & SAY	we	go	to	school
	SOUND OUT	a	a	a	a
		s	s	s	s
	DRAW	Draw and colour the pictures that start with /s/ in your book			
		 s	 s		

WEDNESDAY ACTIVITY 2




	LOOK & SAY	we	go	to	school
	SOUND OUT	a	a	a	a
		s	s	s	s
	DRAW	Draw and colour the pictures that start with /s/ in your book			

		 s	 s
--	--	--	--



THURSDAY ACTIVITY 1





	LOOK & SAY	we	go	to	school
	SOUND OUT	a	a	a	a
		s	s	s	s
	DRAW	Jabu			

THURSDAY ACTIVITY 2



	LOOK & SAY	we	go	to	school
	SOUND OUT	a	a	a	a
		s	s	s	s
	DRAW	Ben			





FRIDAY ACTIVITY 1

	LOOK & SAY	we	go	to	school
	SOUND OUT	a	a	a	a
		s	s	s	s

	<p>DRAW</p>	<p>Draw and colour the pictures in your book. Write a /a/ or /s/ under the picture</p> <div style="display: flex; justify-content: space-around; align-items: center;"> <div style="text-align: center;">  <p>s</p> </div> <div style="text-align: center;">  <p>s</p> </div> <div style="text-align: center;">  <p>a</p> </div> </div>				
---	--------------------	--	--	--	--	--

FRIDAY ACTIVITY 2

	<p>LOOK & SAY</p>	<p>we</p>	<p>go</p>	<p>to</p>	<p>school</p>	
	<p>SOUND OUT</p>	<p>a</p>	<p>a</p>	<p>a</p>	<p>a</p>	<p>a</p>
		<p>s</p>	<p>s</p>	<p>s</p>	<p>s</p>	<p>s</p>

	<p>DRAW</p>	<p>Draw and colour the pictures in your book. Write a /a/ or /s/ under the picture</p> <div style="display: flex; justify-content: space-around; align-items: center;"> <div style="text-align: center;">  <p>a</p> </div> <div style="text-align: center;">  <p>s</p> </div> <div style="text-align: center;">  <p>a</p> </div> </div>				
--	--------------------	---	--	--	--	--

HOME LANGUAGE WORKSHEET

ENGLISH GRADE 1 TERM 1

WEEK 4






MONDAY ACTIVITY 1

	LOOK & SAY	I	like	to	read
	SOUND OUT	a	a	a	a
		s	s	s	s
	DRAW	You reading			






MONDAY ACTIVITY 2

	LOOK & SAY	I	like	to	read
	SOUND OUT	a	a	a	a
		s	s	s	s
	DRAW	A book			






TUESDAY ACTIVITY 1

	LOOK & SAY	I	like	to	read
	SOUND OUT	s	a	t	sat
		s	a	t	sat
	DRAW	<p>Draw and colour the pictures that start with /t/ in your book.</p> <p>Write a /t/ under the picture</p> <div style="display: flex; justify-content: space-around; align-items: center;"> <div style="text-align: center;">  <p>t</p> </div> <div style="text-align: center;">  <p>t</p> </div> </div>			

TUESDAY ACTIVITY 2


	LOOK & SAY	I	like	to	read
	SOUND OUT	s	a	t	sat
		s	a	t	sat
	DRAW	<p>Draw and colour the pictures that start with /t/ in your book.</p> <p>Write a /t/ under the picture</p> <div style="display: flex; justify-content: space-around; align-items: center;"> <div style="text-align: center;">  t </div> <div style="text-align: center;">  t </div> </div>			




WEDNESDAY ACTIVITY 1

	LOOK & SAY	I	like	to	read
	SOUND OUT	t	t	t	t
		p	p	p	p
	DRAW	<p>Draw and colour the pictures that start with /p/ in your book.</p> <p>Write a /p/ under the picture</p> <div style="display: flex; justify-content: space-around; align-items: center;"> <div style="text-align: center;">  p </div> <div style="text-align: center;">  p </div> </div>			

WEDNESDAY ACTIVITY 2

	LOOK & SAY	I	like	to	read
---	------------	---	------	----	------

	SOUND OUT	p	a	t	pat
		t	a	p	tap

	DRAW	<p>Draw and colour the pictures that start with /p/ in your book.</p> <p>Write a /p/ under the picture</p>			
				p	p

THURSDAY ACTIVITY 1


	LOOK & SAY	I	like	to	read
	SOUND OUT	a	s	t	p
		sat	pat	tap	taps
	DRAW	Olwethu			





THURSDAY ACTIVITY 2

	LOOK & SAY	I	like	to	read
	SOUND OUT	s	t	a	p
		tap	pat	sat	pats
	DRAW	Olwethu at school			

FRIDAY ACTIVITY 1


	LOOK & SAY	I	like	to	read
---	------------	---	------	----	------





	SOUND OUT	P	a	t	pat
		t	a	p	tap

	DRAW	<p>Draw and colour the pictures in your book. Write a /t/ or /p/ under the picture.</p>			
		 t	 t	 p	

FRIDAY ACTIVITY 2

	LOOK & SAY	I	like	to	read
---	------------	---	------	----	------




	SOUND OUT	s	a	t	sat
		p	a	t	pat

	DRAW	<p>Draw and colour the pictures in your book. Write a /t/ or /p/ under the picture.</p>			
		 p	 p	 t	




HOME LANGUAGE WORKSHEET
ENGLISH GRADE 1 TERM 1

WEEK 5



MONDAY ACTIVITY 1




	LOOK & SAY	my	family	is	here
	SOUND OUT	p	t	a	s
		pat	tap	sat	pats
	DRAW	Your family			

MONDAY ACTIVITY 2






	LOOK & SAY	my	family	is	here
	SOUND OUT	tap	sat	pat	sap
		t	s	p	a
	DRAW	Your house			

TUESDAY ACTIVITY 1






	LOOK & SAY	my	family	is	here
	SOUND OUT	i	i	i	i
		s	i	t	sit

	DRAW	<p>Draw and colour the pictures that have the sound /i/ in your book. Write a /i/ under the picture</p>			
		 <p style="text-align: center;">i</p>		 <p style="text-align: center;">i</p>	



TUESDAY ACTIVITY 2




	LOOK & SAY	my	family	is	here
	SOUND OUT	p	i	t	pit
		t	i	p	tip
	DRAW	<p>Draw and colour the pictures that have the sound /i/ in your book. Write a /i/ under the picture</p> <div style="display: flex; justify-content: space-around; align-items: center;"> <div style="text-align: center;">  <p>i</p> </div> <div style="text-align: center;">  <p>i</p> </div> </div>			

WEDNESDAY ACTIVITY 1




	LOOK & SAY	my	family	is	here
	SOUND OUT	n	n	n	n
		n	a	p	nap
	DRAW	<p>Draw and colour the pictures that start with /n/ in your book. Write a /n/ under the picture</p> <div style="display: flex; justify-content: space-around; align-items: center;"> <div style="text-align: center;">  <p>n</p> </div> <div style="text-align: center;">  <p>n</p> </div> </div>			

WEDNESDAY ACTIVITY 2




	LOOK & SAY	my	family	is	here
	SOUND OUT	p	i	n	pin

		t	i	n	tin
	DRAW	Draw and colour the pictures that start with /n/ in your book. Write a /n/ under the picture			
					
		n		n	



THURSDAY ACTIVITY 1





	LOOK & SAY	my	family	is	here
	SOUND OUT	sat	pat	tap	sit
		pin	tin	nap	pit
	DRAW	Bongi			

THURSDAY ACTIVITY 2



	LOOK & SAY	my	family	is	here
	SOUND OUT	i	sit	pit	tip
		n	nap	pin	tin
	DRAW	Bongi's family			





FRIDAY ACTIVITY 1

	LOOK & SAY	my	family	is	here
	SOUND OUT	s	i	t	Sit
		n	a	p	nap

	DRAW	<p>Draw and colour the pictures in your book. Write a /i/ or /n/ under the picture.</p> <div style="display: flex; justify-content: space-around; align-items: center;"> <div style="text-align: center;">  i </div> <div style="text-align: center;">  n </div> <div style="text-align: center;">  n </div> </div>
---	------	---

FRIDAY ACTIVITY 2

	LOOK & SAY	my	family	is	here
	SOUND OUT	t	i	p	tip
		p	i	n	pin




	DRAW	<p>Draw and colour the pictures in your book. Write a /i/ or /n/ under the picture.</p> <div style="display: flex; justify-content: space-around; align-items: center;"> <div style="text-align: center;">  i </div> <div style="text-align: center;">  n </div> <div style="text-align: center;">  i </div> </div>
---	------	---

HOME LANGUAGE WORKSHEET




ENGLISH GRADE 1 TERM 1

WEEK 6






MONDAY ACTIVITY 1

	LOOK & SAY	I	love	you	
	SOUND OUT	a	s	t	p
		i	n	sit	pan
	DRAW	A heart			






MONDAY ACTIVITY 2

	LOOK & SAY	I	love	you	
	SOUND OUT	n	a	p	nap
		t	i	p	tip
	DRAW	Someone you love			






TUESDAY ACTIVITY 1

	LOOK & SAY	I	love	you	
	SOUND OUT	m	m	m	m
		m	a	n	man
	DRAW	<p>Draw and colour the pictures that start with /m/ in your book.</p> <p>Write a /m/ under the picture</p> <div style="display: flex; justify-content: space-around; align-items: center;"> <div style="text-align: center;">  <p>m</p> </div> <div style="text-align: center;">  <p>m</p> </div> </div>			






TUESDAY ACTIVITY 2

	LOOK & SAY	I	love	you	
	SOUND OUT	m	a	t	mat
		m	a	p	map
	DRAW	<p>Draw and colour the pictures that start with /m/ in your book.</p> <p>Write the word under the picture</p>			
					
		man		mat	




WEDNESDAY ACTIVITY 1

	LOOK & SAY	I	love	you	
	SOUND OUT	d	d	d	d
		s	a	d	sad
	DRAW	<p>Draw and colour the pictures that start with /d/ in your book.</p> <p>Write a /d/ under the picture</p>			
					
		d		d	



WEDNESDAY ACTIVITY 2

	LOOK & SAY	I	love	you	
	SOUND OUT	d	a	d	dad
		d	a	m	dam
	DRAW	<p>Draw and colour the pictures that start with /d/ in your book. Write the word under the picture</p> <div style="display: flex; justify-content: space-around; align-items: center;"> <div style="text-align: center;">  <p>dad</p> </div> <div style="text-align: center;">  <p>dam</p> </div> </div>			







THURSDAY ACTIVITY 1

	LOOK & SAY	I	love	you	
	SOUND OUT	m	map	man	mat
		d	dam	dad	sad
	DRAW	Tseko			







THURSDAY ACTIVITY 2

	LOOK & SAY	I	love	you	
	SOUND OUT	m	map	man	mat
		d	dam	dad	sad
	DRAW	Tseko's baby sister			

FRIDAY ACTIVITY 1

	LOOK & SAY	I	love	you	
	SOUND OUT	s	a	d	sad
		m	a	d	mad
	DRAW	<p>Draw and colour the pictures in your book. Write the word under the picture.</p> <div style="display: flex; justify-content: space-around; align-items: center;"> <div style="text-align: center;">  mat </div> <div style="text-align: center;">  dad </div> <div style="text-align: center;">  dam </div> </div>			

FRIDAY ACTIVITY 2




	LOOK & SAY	I	love	you	
	SOUND OUT	d	a	d	dad
		m	a	p	map
	DRAW	<p>Draw and colour the pictures in your book. Write the word under the picture.</p> <div style="display: flex; justify-content: space-around; align-items: center;"> <div style="text-align: center;">  man </div> <div style="text-align: center;">  sad </div> <div style="text-align: center;">  map </div> </div>			

HOME LANGUAGE WORKSHEET




ENGLISH GRADE 1 TERM 1

WEEK 7






MONDAY ACTIVITY 1

	LOOK & SAY	we	play	outside	
	SOUND OUT	a	s	t	p
		i	n	m	d
	DRAW	You outside			






MONDAY ACTIVITY 2

	LOOK & SAY	we	play	outside	
	SOUND OUT	man	sit	dad	tin
		tap	pat	map	sad
	DRAW	You playing outside			






TUESDAY ACTIVITY 1

	LOOK & SAY	we	play	outside	
	SOUND OUT	o	o	o	o
		p	o	t	pot
	DRAW	<p>Draw and colour the pictures that starts with /o/ in your book.</p> <p>Write an /o/ under the picture</p> <div style="display: flex; justify-content: space-around; align-items: center;"> <div style="text-align: center;">  <p>o</p> </div> <div style="text-align: center;">  <p>o</p> </div> </div>			






TUESDAY ACTIVITY 2

	LOOK & SAY	we	play	outside	
	SOUND OUT	p	o	t	pot
		m	o	p	mop
	DRAW	<p>Draw and colour the pictures that have the sound /o/ in your book. Write the word under the picture</p> <div style="display: flex; justify-content: space-around; align-items: center;"> <div style="text-align: center;">  mop </div> <div style="text-align: center;">  pot </div> </div>			




WEDNESDAY ACTIVITY 1

	LOOK & SAY	we	play	outside	
	SOUND OUT	g	g	g	g
		g	o	t	got
	DRAW	<p>Draw and colour the pictures that start with /g/ in your book. Write a /g/ under the picture</p> <div style="display: flex; justify-content: space-around; align-items: center;"> <div style="text-align: center;">  g </div> <div style="text-align: center;">  g </div> </div>			




WEDNESDAY ACTIVITY 2

	LOOK & SAY	we	play	outside	
	SOUND OUT	p	i	g	pig
		d	i	g	dig
	DRAW	<p>Draw and colour the pictures that have the sound /g/ in your book. Write the word under the picture</p> <div style="display: flex; justify-content: space-around; align-items: center;"> <div style="text-align: center;">  pig </div> <div style="text-align: center;">  dig </div> </div>			







THURSDAY ACTIVITY 1

	LOOK & SAY	we	play	outside	
	SOUND OUT	o	pot	mop	dot
		g	got	pig	dig
	DRAW	Karabo, Tshepo and Cathy feeling hot			







THURSDAY ACTIVITY 2

	LOOK & SAY	we	play	outside	
	SOUND OUT	o	pot	mop	dot
		g	got	pig	dig
	DRAW	Karabo swimming			

FRIDAY ACTIVITY 1

	LOOK & SAY	we	play	outside	
	SOUND OUT	p	i	g	pig
		m	o	p	mop
	DRAW	<p>Draw and colour the pictures in your book. Write the word under the picture.</p> <div style="display: flex; justify-content: space-around; align-items: center;"> <div style="text-align: center;">  <p>mop</p> </div> <div style="text-align: center;">  <p>dig</p> </div> <div style="text-align: center;">  <p>pot</p> </div> </div>			

FRIDAY ACTIVITY 2




	LOOK & SAY	we	play	outside	
	SOUND OUT	d	o	g	dog
		d	o	t	dot
	DRAW	<p>Draw and colour the pictures in your book. Write the word under the picture.</p> <div style="display: flex; justify-content: space-around; align-items: center;"> <div style="text-align: center;">  <p>pig</p> </div> <div style="text-align: center;">  <p>dot</p> </div> <div style="text-align: center;">  <p>dog</p> </div> </div>			

HOME LANGUAGE WORKSHEET




ENGLISH GRADE 1 TERM 1

WEEK 8






MONDAY ACTIVITY 1

	LOOK & SAY	I	want	to	swim
	SOUND OUT	t	p	a	m
		s	o	g	d
	DRAW	You by the pool			






MONDAY ACTIVITY 2

	LOOK & SAY	I	want	to	swim
	SOUND OUT	man	sit	dad	dot
		tap	pat	pig	sad
	DRAW	You swimming			






TUESDAY ACTIVITY 1

	LOOK & SAY	I	want	to	swim
	SOUND OUT	c	c	c	c
		c	a	t	cat
	DRAW	<p>Draw and colour the pictures that starts with /c/ in your book.</p> <p>Write a /c/ under the picture</p> <div style="display: flex; justify-content: space-around; align-items: center;"> <div style="text-align: center;">  <p>c</p> </div> <div style="text-align: center;">  <p>c</p> </div> </div>			



TUESDAY ACTIVITY 2




	LOOK & SAY	I	want	to	swim
	SOUND OUT	c	a	p	cap
		c	a	n	can
	DRAW	<p>Draw and colour the pictures that start with /c/ in your book.</p> <p>Write the word under the picture</p> <div style="display: flex; justify-content: space-around; align-items: center;"> <div style="text-align: center;">  <p>cat</p> </div> <div style="text-align: center;">  <p>cap</p> </div> </div>			

WEDNESDAY ACTIVITY 1




	LOOK & SAY	I	want	to	swim
	SOUND OUT	k	k	k	k
		k	i	d	kid
	DRAW	<p>Draw and colour the pictures that start with /k/ in your book.</p> <p>Write a /k/ under the picture</p> <div style="display: flex; justify-content: space-around; align-items: center;"> <div style="text-align: center;">  <p>k</p> </div> <div style="text-align: center;">  <p>k</p> </div> </div>			

WEDNESDAY ACTIVITY 2




	LOOK & SAY	I	want	to	swim
	SOUND OUT	k	i	t	kit
		k	i	n	kin

	<p>DRAW</p>	<p>Draw and colour the pictures that start with /k/ in your book. Write the word under the picture</p> <div style="display: flex; justify-content: space-around; align-items: center;"> <div style="text-align: center;">  <p>kid</p> </div> <div style="text-align: center;">  <p>kit</p> </div> </div>
---	--------------------	---



THURSDAY ACTIVITY 1





	<p>LOOK & SAY</p>	<p>I</p>	<p>want</p>	<p>to</p>	<p>swim</p>
	<p>SOUND OUT</p>	<p>c</p>	<p>cat</p>	<p>cap</p>	<p>can</p>
		<p>k</p>	<p>kid</p>	<p>kit</p>	<p>kin</p>
	<p>DRAW</p>	<p>butterflies</p>			

THURSDAY ACTIVITY 2



	<p>LOOK & SAY</p>	<p>I</p>	<p>want</p>	<p>to</p>	<p>swim</p>
	<p>SOUND OUT</p>	<p>c</p>	<p>cat</p>	<p>cap</p>	<p>can</p>
		<p>k</p>	<p>kid</p>	<p>kit</p>	<p>kin</p>
	<p>DRAW</p>	<p>birds</p>			





FRIDAY ACTIVITY 1

	<p>LOOK & SAY</p>	<p>I</p>	<p>want</p>	<p>to</p>	<p>swim</p>
	<p>SOUND OUT</p>	<p>c</p>	<p>a</p>	<p>t</p>	<p>Cat</p>
		<p>k</p>	<p>i</p>	<p>n</p>	<p>kin</p>

	<p>DRAW</p>	<p>Draw and colour the pictures in your book. Write the word under the picture.</p> <div style="display: flex; justify-content: space-around; align-items: center;"> <div style="text-align: center;">  kit </div> <div style="text-align: center;">  cap </div> <div style="text-align: center;">  can </div> </div>		
---	--------------------	---	--	--

FRIDAY ACTIVITY 2

	<p>LOOK & SAY</p>	I	want	to	swim
	<p>SOUND OUT</p>	c	o	t	cot
		k	i	d	kid




	<p>DRAW</p>	<p>Draw and colour the pictures in your book. Write the word under the picture.</p> <div style="display: flex; justify-content: space-around; align-items: center;"> <div style="text-align: center;">  cot </div> <div style="text-align: center;">  kid </div> <div style="text-align: center;">  cat </div> </div>		
---	--------------------	---	--	--

HOME LANGUAGE WORKSHEET




ENGLISH GRADE 1 TERM 1

WEEK 9






MONDAY ACTIVITY 1

	LOOK & SAY	they	feel	happy	
	SOUND OUT	t	k	a	m
		s	o	c	d
	DRAW	How you feel			







MONDAY ACTIVITY 2

	LOOK & SAY	they	feel	happy	
	SOUND OUT	man	kid	dad	dot
		cap	pat	pig	sad
	DRAW	You feeling happy			






TUESDAY ACTIVITY 1

	LOOK & SAY	they	feel	happy	
	SOUND OUT	e	e	e	e
		m	e	n	men
	DRAW	<p>Draw and colour the pictures that starts with /e/ in your book.</p> <p>Write an /e/ under the picture</p> <div style="display: flex; justify-content: space-around; align-items: center;"> <div style="text-align: center;">  <p>e</p> </div> <div style="text-align: center;">  <p>e</p> </div> </div>			



TUESDAY ACTIVITY 2




	LOOK & SAY	they	feel	happy	
	SOUND OUT	n	e	t	net
		t	e	n	ten
	DRAW	<p>Draw and colour the pictures that have the sound /e/ in your book. Write the word under the picture</p> <div style="display: flex; justify-content: space-around; align-items: center;"> <div style="text-align: center;">   net </div> <div style="text-align: center;">  ten </div> </div>			

WEDNESDAY ACTIVITY 1




	LOOK & SAY	they	feel	happy	
	SOUND OUT	ck	ck	ck	ck
		k	i	ck	kick
	DRAW	<p>Draw and colour the pictures that end with /ck/ in your book. Write a /ck/ under the picture</p> <div style="display: flex; justify-content: space-around; align-items: center;"> <div style="text-align: center;">  ck </div> <div style="text-align: center;">  ck </div> </div>			

WEDNESDAY ACTIVITY 2




	LOOK & SAY	they	feel	happy	
	SOUND OUT	k	i	ck	kick
		s	i	ck	sick

	<p>DRAW</p>	<p>Draw and colour the pictures that end with /ck/ in your book. Write the word under the picture</p> <div style="display: flex; justify-content: space-around; align-items: center;"> <div style="text-align: center;">  <p>kick</p> </div> <div style="text-align: center;">  <p>sick</p> </div> </div>
---	--------------------	--

THURSDAY ACTIVITY 1





	<p>LOOK & SAY</p>	they	feel	happy	
	<p>SOUND OUT</p>	e	net	men	ten
		ck	kick	sick	sock
	<p>DRAW</p>	Dan			

THURSDAY ACTIVITY 2

	<p>LOOK & SAY</p>	they	feel	happy	
	<p>SOUND OUT</p>	e	net	men	ten
		ck	kick	sick	sock
	<p>DRAW</p>	Dan's teacher			





FRIDAY ACTIVITY 1

	<p>LOOK & SAY</p>	they	feel	happy	
	<p>SOUND OUT</p>	m	e	n	men
		s	i	ck	sick

	<p>DRAW</p>	<p>Draw and colour the pictures in your book. Write the word under the picture.</p> <div style="display: flex; justify-content: space-around; align-items: center;"> <div style="text-align: center;">  <p>ten</p> </div> <div style="text-align: center;">  <p>sick</p> </div> <div style="text-align: center;">  <p>men</p> </div> </div>		
---	--------------------	---	--	--

FRIDAY ACTIVITY 2

	<p>LOOK & SAY</p>	<p>they</p>	<p>feel</p>	<p>happy</p>	
	<p>SOUND OUT</p>	<p>n</p>	<p>e</p>	<p>t</p>	<p>net</p>
		<p>k</p>	<p>i</p>	<p>ck</p>	<p>kick</p>




	<p>DRAW</p>	<p>Draw and colour the pictures in your book. Write the word under the picture.</p> <div style="display: flex; justify-content: space-around; align-items: center;"> <div style="text-align: center;">  <p>sock</p> </div> <div style="text-align: center;">  <p>kick</p> </div> <div style="text-align: center;">  <p>net</p> </div> </div>		
---	--------------------	--	--	--

HOME LANGUAGE WORKSHEET




ENGLISH GRADE 1 TERM 1

WEEK 10






MONDAY ACTIVITY 1

	LOOK & SAY	they	feel	angry	
	SOUND OUT	t	k	a	m
		s	o	c	d
	DRAW	How you feel			






MONDAY ACTIVITY 2

	LOOK & SAY	they	feel	angry	
	SOUND OUT	tap	kid	mat	dam
		sit	dot	cat	dad
	DRAW	You feeling angry			






TUESDAY ACTIVITY 1

	LOOK & SAY	they	feel	angry	
	SOUND OUT	p	i	n	pin
		n	e	ck	neck
	DRAW	<p>Draw and colour the pictures in your book. Write the sound it starts with under the picture.</p> <div style="display: flex; justify-content: space-around; align-items: center;"> <div style="text-align: center;">  <p>o</p> </div> <div style="text-align: center;">  <p>p</p> </div> </div>			

TUESDAY ACTIVITY 2




	LOOK & SAY	they	feel	angry	
	SOUND OUT	sat	pit	men	sick
		pig	tin	tap	pot
	DRAW	<p>Draw and colour the pictures in your book. Write the word under the picture</p> <div style="display: flex; justify-content: space-around; align-items: center;"> <div style="text-align: center;">  <p>sick</p> </div> <div style="text-align: center;">  <p>pig</p> </div> </div>			

WEDNESDAY ACTIVITY 1




	LOOK & SAY	they	feel	angry	
	SOUND OUT	pat	mop	dot	ten
		sock	net	got	pin
	DRAW	<p>Draw and colour the pictures in your book. Write the sound it starts with under the picture.</p> <div style="display: flex; justify-content: space-around; align-items: center;"> <div style="text-align: center;">  <p>k</p> </div> <div style="text-align: center;">  <p>s</p> </div> </div>			

WEDNESDAY ACTIVITY 2




	LOOK & SAY	they	feel	angry	
	SOUND OUT	sit	nap	tip	map
		dig	kit	kick	cap

	<p>DRAW</p>	<p>Draw and colour the pictures in your book. Write the word under the picture</p> <div style="display: flex; justify-content: space-around; align-items: center;"> <div style="text-align: center;">  <p>mop</p> </div> <div style="text-align: center;">  <p>ten</p> </div> </div>			
---	--------------------	---	--	--	--


THURSDAY ACTIVITY 1





	<p>LOOK & SAY</p>	they	feel	angry	
	<p>SOUND OUT</p>	kin	can	sad	man
		pick	cot	pit	dig
	<p>DRAW</p>	Buhlebendalo			

THURSDAY ACTIVITY 2



	<p>LOOK & SAY</p>	they	feel	angry	
	<p>SOUND OUT</p>	kick	kin	dot	sad
		mad	men	got	pin
	<p>DRAW</p>	Buhlebendalo looking sad			





FRIDAY ACTIVITY 1

	<p>LOOK & SAY</p>	they	feel	angry	
	<p>SOUND OUT</p>	tin	ten	tip	top
		pat	sat	cap	tap

	<p>DRAW</p>	<p>Draw and colour the pictures in your book. Write the word under the picture.</p> <div style="display: flex; justify-content: space-around; align-items: center;"> <div style="text-align: center;">  cat </div> <div style="text-align: center;">  sad </div> <div style="text-align: center;">  men </div> </div>		
---	--------------------	--	--	--

FRIDAY ACTIVITY 2




	<p>LOOK & SAY</p>	<p>they</p>	<p>feel</p>	<p>angry</p>	
	<p>SOUND OUT</p>	<p>kick</p>	<p>sick</p>	<p>sock</p>	<p>lock</p>
		<p>sad</p>	<p>dad</p>	<p>got</p>	<p>dot</p>

	<p>DRAW</p>	<p>Draw and colour the pictures in your book. Write the word under the picture.</p> <div style="display: flex; justify-content: space-around; align-items: center;"> <div style="text-align: center;">  sock </div> <div style="text-align: center;">  dig </div> <div style="text-align: center;">  net </div> </div>		
---	--------------------	---	--	--




HOME LANGUAGE WORKSHEET
ENGLISH GRADE 1 TERM 1

WEEK 3






MONDAY ACTIVITY 1

	LOOK & SAY	we	go	to	school
	SOUND OUT				
	DRAW	Your school			

MONDAY ACTIVITY 2





	LOOK & SAY	we	go	to	school
	SOUND OUT				
	DRAW	You at school			

TUESDAY ACTIVITY 1






	LOOK & SAY	we	go	to	school
	SOUND OUT	a	a	a	a
		a	a	a	a
	DRAW	<p>Draw and colour the pictures that start with /a/ in your book</p> <div style="display: flex; justify-content: space-around; align-items: center;"> <div style="text-align: center;">  a </div> <div style="text-align: center;">  a </div> </div>			

TUESDAY ACTIVITY 2




	LOOK & SAY	we	go	to	school
---	------------	----	----	----	--------



	SOUND OUT	a	a	a	a
		a	a	a	a
	DRAW	Draw and colour the pictures that start with /a/ in your book			
		 a	 a		

WEDNESDAY ACTIVITY 1




	LOOK & SAY	we	go	to	school
	SOUND OUT	a	a	a	a
		s	s	s	s
	DRAW	Draw and colour the pictures that start with /s/ in your book			
		 s	 s		

WEDNESDAY ACTIVITY 2




	LOOK & SAY	we	go	to	school
	SOUND OUT	a	a	a	a
		s	s	s	s
	DRAW	Draw and colour the pictures that start with /s/ in your book			

		 <p style="text-align: center;">s</p>	 <p style="text-align: center;">s</p>
--	--	--	--



THURSDAY ACTIVITY 1





	LOOK & SAY	we	go	to	school
	SOUND OUT	a	a	a	a
		s	s	s	s
	DRAW	Jabu			

THURSDAY ACTIVITY 2



	LOOK & SAY	we	go	to	school
	SOUND OUT	a	a	a	a
		s	s	s	s
	DRAW	Ben			





FRIDAY ACTIVITY 1

	LOOK & SAY	we	go	to	school
	SOUND OUT	a	a	a	a
		s	s	s	s

	<p>DRAW</p>	<p>Draw and colour the pictures in your book. Write a /a/ or /s/ under the picture</p> <div style="display: flex; justify-content: space-around; align-items: center;"> <div style="text-align: center;">  <p>s</p> </div> <div style="text-align: center;">  <p>s</p> </div> <div style="text-align: center;">  <p>a</p> </div> </div>
---	--------------------	--

FRIDAY ACTIVITY 2

	<p>LOOK & SAY</p>	<p>we</p>	<p>go</p>	<p>to</p>	<p>school</p>	
	<p>SOUND OUT</p>	<p>a</p>	<p>a</p>	<p>a</p>	<p>a</p>	<p>a</p>
		<p>s</p>	<p>s</p>	<p>s</p>	<p>s</p>	<p>s</p>

	<p>DRAW</p>	<p>Draw and colour the pictures in your book. Write a /a/ or /s/ under the picture</p> <div style="display: flex; justify-content: space-around; align-items: center;"> <div style="text-align: center;">  <p>a</p> </div> <div style="text-align: center;">  <p>s</p> </div> <div style="text-align: center;">  <p>a</p> </div> </div>
--	--------------------	---

HOME LANGUAGE WORKSHEET

ENGLISH GRADE 1 TERM 1

WEEK 4






MONDAY ACTIVITY 1

	LOOK & SAY	I	like	to	read
	SOUND OUT	a	a	a	a
		s	s	s	s
	DRAW	You reading			






MONDAY ACTIVITY 2

	LOOK & SAY	I	like	to	read
	SOUND OUT	a	a	a	a
		s	s	s	s
	DRAW	A book			






TUESDAY ACTIVITY 1

	LOOK & SAY	I	like	to	read
	SOUND OUT	s	a	t	sat
		s	a	t	sat
	DRAW	<p>Draw and colour the pictures that start with /t/ in your book.</p> <p>Write a /t/ under the picture</p> <div style="display: flex; justify-content: space-around; align-items: center;"> <div style="text-align: center;">  <p>t</p> </div> <div style="text-align: center;">  <p>t</p> </div> </div>			

TUESDAY ACTIVITY 2


	LOOK & SAY	I	like	to	read
	SOUND OUT	s	a	t	sat
		s	a	t	sat
	DRAW	<p>Draw and colour the pictures that start with /t/ in your book.</p> <p>Write a /t/ under the picture</p>			
					
		t		t	




WEDNESDAY ACTIVITY 1

	LOOK & SAY	I	like	to	read
	SOUND OUT	t	t	t	t
		p	p	p	p
	DRAW	<p>Draw and colour the pictures that start with /p/ in your book.</p> <p>Write a /p/ under the picture</p>			
					
		p		p	

WEDNESDAY ACTIVITY 2

	LOOK & SAY	I	like	to	read
---	------------	---	------	----	------

	SOUND OUT	p	a	t	pat
		t	a	p	tap

	DRAW	<p>Draw and colour the pictures that start with /p/ in your book.</p> <p>Write a /p/ under the picture</p>			
				p	p

THURSDAY ACTIVITY 1


	LOOK & SAY	I	like	to	read
	SOUND OUT	a	s	t	p
		sat	pat	tap	taps
	DRAW	Olwethu			





THURSDAY ACTIVITY 2

	LOOK & SAY	I	like	to	read
	SOUND OUT	s	t	a	p
		tap	pat	sat	pats
	DRAW	Olwethu at school			

FRIDAY ACTIVITY 1


	LOOK & SAY	I	like	to	read
---	------------	---	------	----	------





	SOUND OUT	P	a	t	pat
		t	a	p	tap

	DRAW	<p>Draw and colour the pictures in your book. Write a /t/ or /p/ under the picture.</p>			
		 t	 t	 p	

FRIDAY ACTIVITY 2

	LOOK & SAY	I	like	to	read
---	-----------------------	---	------	----	------




	SOUND OUT	s	a	t	sat
		p	a	t	pat

	DRAW	<p>Draw and colour the pictures in your book. Write a /t/ or /p/ under the picture.</p>			
		 p	 p	 t	




HOME LANGUAGE WORKSHEET
ENGLISH GRADE 1 TERM 1

WEEK 5



MONDAY ACTIVITY 1




	LOOK & SAY	my	family	is	here
	SOUND OUT	p	t	a	s
		pat	tap	sat	pats
	DRAW	Your family			

MONDAY ACTIVITY 2






	LOOK & SAY	my	family	is	here
	SOUND OUT	tap	sat	pat	sap
		t	s	p	a
	DRAW	Your house			

TUESDAY ACTIVITY 1






	LOOK & SAY	my	family	is	here
	SOUND OUT	i	i	i	i
		s	i	t	sit

	DRAW	<p>Draw and colour the pictures that have the sound /i/ in your book. Write a /i/ under the picture</p>			
		 <p>i</p>		 <p>i</p>	



TUESDAY ACTIVITY 2




	LOOK & SAY	my	family	is	here
	SOUND OUT	p	i	t	pit
		t	i	p	tip
	DRAW	<p>Draw and colour the pictures that have the sound /i/ in your book. Write a /i/ under the picture</p> <div style="display: flex; justify-content: space-around; align-items: center;"> <div style="text-align: center;">  <p>i</p> </div> <div style="text-align: center;">  <p>i</p> </div> </div>			

WEDNESDAY ACTIVITY 1




	LOOK & SAY	my	family	is	here
	SOUND OUT	n	n	n	n
		n	a	p	nap
	DRAW	<p>Draw and colour the pictures that start with /n/ in your book. Write a /n/ under the picture</p> <div style="display: flex; justify-content: space-around; align-items: center;"> <div style="text-align: center;">  <p>n</p> </div> <div style="text-align: center;">  <p>n</p> </div> </div>			

WEDNESDAY ACTIVITY 2




	LOOK & SAY	my	family	is	here
	SOUND OUT	p	i	n	pin

		t	i	n	tin
	DRAW	<p>Draw and colour the pictures that start with /n/ in your book. Write a /n/ under the picture</p> <div style="display: flex; justify-content: space-around; align-items: center;"> <div style="text-align: center;">  <p>n</p> </div> <div style="text-align: center;">  <p>n</p> </div> </div>			



THURSDAY ACTIVITY 1





	LOOK & SAY	my	family	is	here
	SOUND OUT	sat	pat	tap	sit
		pin	tin	nap	pit
	DRAW	Bongi			

THURSDAY ACTIVITY 2



	LOOK & SAY	my	family	is	here
	SOUND OUT	i	sit	pit	tip
		n	nap	pin	tin
	DRAW	Bongi's family			





FRIDAY ACTIVITY 1

	LOOK & SAY	my	family	is	here
	SOUND OUT	s	i	t	Sit
		n	a	p	nap

	DRAW	<p>Draw and colour the pictures in your book. Write a /i/ or /n/ under the picture.</p> <div style="display: flex; justify-content: space-around; align-items: center;"> <div style="text-align: center;">  i </div> <div style="text-align: center;">  n </div> <div style="text-align: center;">  n </div> </div>
---	------	---

FRIDAY ACTIVITY 2

	LOOK & SAY	my	family	is	here
	SOUND OUT	t	i	p	tip
		p	i	n	pin




	DRAW	<p>Draw and colour the pictures in your book. Write a /i/ or /n/ under the picture.</p> <div style="display: flex; justify-content: space-around; align-items: center;"> <div style="text-align: center;">  i </div> <div style="text-align: center;">  n </div> <div style="text-align: center;">  i </div> </div>
---	------	---

HOME LANGUAGE WORKSHEET




ENGLISH GRADE 1 TERM 1

WEEK 6



MONDAY ACTIVITY 1




	LOOK & SAY	I	love	you	
	SOUND OUT	a	s	t	p
		i	n	sit	pan
	DRAW	A heart			

MONDAY ACTIVITY 2






	LOOK & SAY	I	love	you	
	SOUND OUT	n	a	p	nap
		t	i	p	tip
	DRAW	Someone you love			

TUESDAY ACTIVITY 1






	LOOK & SAY	I	love	you	
	SOUND OUT	m	m	m	m
		m	a	n	man

	DRAW	<p>Draw and colour the pictures that start with /m/ in your book.</p> <p>Write a /m/ under the picture</p> <div style="display: flex; justify-content: space-around; align-items: center;"> <div style="text-align: center;">  <p>m</p> </div> <div style="text-align: center;">  <p>m</p> </div> </div>			
---	------	--	--	--	--






TUESDAY ACTIVITY 2

	LOOK & SAY	I	love	you	
	SOUND OUT	m	a	t	mat
		m	a	p	map
	DRAW	<p>Draw and colour the pictures that start with /m/ in your book.</p> <p>Write the word under the picture</p> <div style="display: flex; justify-content: space-around; align-items: center;"> <div style="text-align: center;">  man </div> <div style="text-align: center;">  mat </div> </div>			




WEDNESDAY ACTIVITY 1

	LOOK & SAY	I	love	you	
	SOUND OUT	d	d	d	d
		s	a	d	sad
	DRAW	<p>Draw and colour the pictures that start with /d/ in your book.</p> <p>Write a /d/ under the picture</p> <div style="display: flex; justify-content: space-around; align-items: center;"> <div style="text-align: center;">  d </div> <div style="text-align: center;">  d </div> </div>			

WEDNESDAY ACTIVITY 2

	LOOK & SAY	I	love	you	
	SOUND OUT	d	a	d	dad
		d	a	m	dam
	DRAW	<p>Draw and colour the pictures that start with /d/ in your book. Write the word under the picture</p> <div style="display: flex; justify-content: space-around; align-items: center;"> <div style="text-align: center;">  dad </div> <div style="text-align: center;">  dam </div> </div>			







THURSDAY ACTIVITY 1

	LOOK & SAY	I	love	you	
	SOUND OUT	m	map	man	mat
		d	dam	dad	sad
	DRAW	Tseko			







THURSDAY ACTIVITY 2

	LOOK & SAY	I	love	you	
	SOUND OUT	m	map	man	mat
		d	dam	dad	sad
	DRAW	Tseko's baby sister			

FRIDAY ACTIVITY 1

	LOOK & SAY	I	love	you	
	SOUND OUT	s	a	d	sad
		m	a	d	mad
	DRAW	<p>Draw and colour the pictures in your book. Write the word under the picture.</p> <div style="display: flex; justify-content: space-around; align-items: center;"> <div style="text-align: center;">  mat </div> <div style="text-align: center;">  dad </div> <div style="text-align: center;">  dam </div> </div>			

FRIDAY ACTIVITY 2




	LOOK & SAY	I	love	you	
	SOUND OUT	d	a	d	dad
		m	a	p	map
	DRAW	<p>Draw and colour the pictures in your book. Write the word under the picture.</p> <div style="display: flex; justify-content: space-around; align-items: center;"> <div style="text-align: center;">  man </div> <div style="text-align: center;">  sad </div> <div style="text-align: center;">  map </div> </div>			

HOME LANGUAGE WORKSHEET




ENGLISH GRADE 1 TERM 1

WEEK 7



MONDAY ACTIVITY 1




	LOOK & SAY	we	play	outside	
	SOUND OUT	a	s	t	p
		i	n	m	d
	DRAW	You outside			

MONDAY ACTIVITY 2






	LOOK & SAY	we	play	outside	
	SOUND OUT	man	sit	dad	tin
		tap	pat	map	sad
	DRAW	You playing outside			

TUESDAY ACTIVITY 1






	LOOK & SAY	we	play	outside	
	SOUND OUT	o	o	o	o
		p	o	t	pot

	DRAW	<p>Draw and colour the pictures that starts with /o/ in your book.</p> <p>Write an /o/ under the picture</p>			
					
		o		o	






TUESDAY ACTIVITY 2

	LOOK & SAY	we	play	outside	
	SOUND OUT	p	o	t	pot
		m	o	p	mop
	DRAW	<p>Draw and colour the pictures that have the sound /o/ in your book. Write the word under the picture</p> <div style="display: flex; justify-content: space-around; align-items: center;"> <div style="text-align: center;">  mop </div> <div style="text-align: center;">  pot </div> </div>			




WEDNESDAY ACTIVITY 1

	LOOK & SAY	we	play	outside	
	SOUND OUT	g	g	g	g
		g	o	t	got
	DRAW	<p>Draw and colour the pictures that start with /g/ in your book. Write a /g/ under the picture</p> <div style="display: flex; justify-content: space-around; align-items: center;"> <div style="text-align: center;">  g </div> <div style="text-align: center;">  g </div> </div>			




WEDNESDAY ACTIVITY 2

	LOOK & SAY	we	play	outside	
	SOUND OUT	p	i	g	pig
		d	i	g	dig
	DRAW	<p>Draw and colour the pictures that have the sound /g/ in your book. Write the word under the picture</p> <div style="display: flex; justify-content: space-around; align-items: center;"> <div style="text-align: center;">  pig </div> <div style="text-align: center;">  dig </div> </div>			







THURSDAY ACTIVITY 1

	LOOK & SAY	we	play	outside	
	SOUND OUT	o	pot	mop	dot
		g	got	pig	dig
	DRAW	Karabo, Tshepo and Cathy feeling hot			







THURSDAY ACTIVITY 2

	LOOK & SAY	we	play	outside	
	SOUND OUT	o	pot	mop	dot
		g	got	pig	dig
	DRAW	Karabo swimming			

FRIDAY ACTIVITY 1

	LOOK & SAY	we	play	outside	
	SOUND OUT	p	i	g	pig
		m	o	p	mop
	DRAW	<p>Draw and colour the pictures in your book. Write the word under the picture.</p> <div style="display: flex; justify-content: space-around; align-items: flex-end;"> <div style="text-align: center;">  <p>mop</p> </div> <div style="text-align: center;">  <p>dig</p> </div> <div style="text-align: center;">  <p>pot</p> </div> </div>			

FRIDAY ACTIVITY 2




	LOOK & SAY	we	play	outside	
	SOUND OUT	d	o	g	dog
		d	o	t	dot
	DRAW	<p>Draw and colour the pictures in your book. Write the word under the picture.</p> <div style="display: flex; justify-content: space-around; align-items: flex-end;"> <div style="text-align: center;">  <p>pig</p> </div> <div style="text-align: center;">  <p>dot</p> </div> <div style="text-align: center;">  <p>dog</p> </div> </div>			

HOME LANGUAGE WORKSHEET




ENGLISH GRADE 1 TERM 1

WEEK 8






MONDAY ACTIVITY 1

	LOOK & SAY	I	want	to	swim
	SOUND OUT	t	p	a	m
		s	o	g	d
	DRAW	You by the pool			






MONDAY ACTIVITY 2

	LOOK & SAY	I	want	to	swim
	SOUND OUT	man	sit	dad	dot
		tap	pat	pig	sad
	DRAW	You swimming			





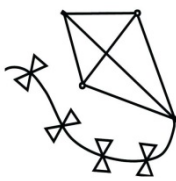
TUESDAY ACTIVITY 1

	LOOK & SAY	I	want	to	swim
	SOUND OUT	c	c	c	c
		c	a	t	cat
	DRAW	<p>Draw and colour the pictures that starts with /c/ in your book.</p> <p>Write a /c/ under the picture</p> <div style="display: flex; justify-content: space-around; align-items: center;"> <div style="text-align: center;">  <p>c</p> </div> <div style="text-align: center;">  <p>c</p> </div> </div>			



TUESDAY ACTIVITY 2




	LOOK & SAY	I	want	to	swim
	SOUND OUT	c	a	p	cap
		c	a	n	can
	DRAW	<p>Draw and colour the pictures that start with /c/ in your book. Write the word under the picture</p> <div style="display: flex; justify-content: space-around; align-items: center;"> <div style="text-align: center;">  cat </div> <div style="text-align: center;">  cap </div> </div>			

WEDNESDAY ACTIVITY 1




	LOOK & SAY	I	want	to	swim
	SOUND OUT	k	k	k	k
		k	i	d	kid
	DRAW	<p>Draw and colour the pictures that start with /k/ in your book. Write a /k/ under the picture</p> <div style="display: flex; justify-content: space-around; align-items: center;"> <div style="text-align: center;">  k </div> <div style="text-align: center;">  k </div> </div>			

WEDNESDAY ACTIVITY 2




	LOOK & SAY	I	want	to	swim
	SOUND OUT	k	i	t	kit
		k	i	n	kin

	<p>DRAW</p>	<p>Draw and colour the pictures that start with /k/ in your book. Write the word under the picture</p> <div style="display: flex; justify-content: space-around; align-items: center;"> <div style="text-align: center;">  <p>kid</p> </div> <div style="text-align: center;">  <p>kit</p> </div> </div>
---	--------------------	---



THURSDAY ACTIVITY 1





	<p>LOOK & SAY</p>	<p>I</p>	<p>want</p>	<p>to</p>	<p>swim</p>
	<p>SOUND OUT</p>	<p>c</p>	<p>cat</p>	<p>cap</p>	<p>can</p>
		<p>k</p>	<p>kid</p>	<p>kit</p>	<p>kin</p>
	<p>DRAW</p>	<p>butterflies</p>			

THURSDAY ACTIVITY 2



	<p>LOOK & SAY</p>	<p>I</p>	<p>want</p>	<p>to</p>	<p>swim</p>
	<p>SOUND OUT</p>	<p>c</p>	<p>cat</p>	<p>cap</p>	<p>can</p>
		<p>k</p>	<p>kid</p>	<p>kit</p>	<p>kin</p>
	<p>DRAW</p>	<p>birds</p>			





FRIDAY ACTIVITY 1

	<p>LOOK & SAY</p>	<p>I</p>	<p>want</p>	<p>to</p>	<p>swim</p>
	<p>SOUND OUT</p>	<p>c</p>	<p>a</p>	<p>t</p>	<p>Cat</p>
		<p>k</p>	<p>i</p>	<p>n</p>	<p>kin</p>

	<p>DRAW</p>	<p>Draw and colour the pictures in your book. Write the word under the picture.</p> <div style="display: flex; justify-content: space-around; align-items: center;"> <div style="text-align: center;">  kit </div> <div style="text-align: center;">  cap </div> <div style="text-align: center;">  can </div> </div>		
---	--------------------	---	--	--

FRIDAY ACTIVITY 2

	<p>LOOK & SAY</p>	I	want	to	swim
	<p>SOUND OUT</p>	c	o	t	cot
		k	i	d	kid




	<p>DRAW</p>	<p>Draw and colour the pictures in your book. Write the word under the picture.</p> <div style="display: flex; justify-content: space-around; align-items: center;"> <div style="text-align: center;">  cot </div> <div style="text-align: center;">  kid </div> <div style="text-align: center;">  cat </div> </div>		
---	--------------------	---	--	--

HOME LANGUAGE WORKSHEET




ENGLISH GRADE 1 TERM 1

WEEK 9






MONDAY ACTIVITY 1

	LOOK & SAY	they	feel	happy	
	SOUND OUT	t	k	a	m
		s	o	c	d
	DRAW	How you feel			








MONDAY ACTIVITY 2

	LOOK & SAY	they	feel	happy	
	SOUND OUT	man	kid	dad	dot
		cap	pat	pig	sad
	DRAW	You feeling happy			






TUESDAY ACTIVITY 1

	LOOK & SAY	they	feel	happy	
	SOUND OUT	e	e	e	e
		m	e	n	men
	DRAW	<p>Draw and colour the pictures that starts with /e/ in your book.</p> <p>Write an /e/ under the picture</p> <div style="display: flex; justify-content: space-around; align-items: center;"> <div style="text-align: center;">  <p>e</p> </div> <div style="text-align: center;">  <p>e</p> </div> </div>			



TUESDAY ACTIVITY 2




	LOOK & SAY	they	feel	happy	
	SOUND OUT	n	e	t	net
		t	e	n	ten
	DRAW	<p>Draw and colour the pictures that have the sound /e/ in your book. Write the word under the picture</p> <div style="display: flex; justify-content: space-around; align-items: center;"> <div style="text-align: center;">   net </div> <div style="text-align: center;">   ten </div> </div>			

WEDNESDAY ACTIVITY 1




	LOOK & SAY	they	feel	happy	
	SOUND OUT	ck	ck	ck	ck
		k	i	ck	kick
	DRAW	<p>Draw and colour the pictures that end with /ck/ in your book. Write a /ck/ under the picture</p> <div style="display: flex; justify-content: space-around; align-items: center;"> <div style="text-align: center;">  ck </div> <div style="text-align: center;">  ck </div> </div>			

WEDNESDAY ACTIVITY 2




	LOOK & SAY	they	feel	happy	
	SOUND OUT	k	i	ck	kick
		s	i	ck	sick

	<p>DRAW</p>	<p>Draw and colour the pictures that end with /ck/ in your book. Write the word under the picture</p> <div style="display: flex; justify-content: space-around; align-items: center;"> <div style="text-align: center;">  <p>kick</p> </div> <div style="text-align: center;">  <p>sick</p> </div> </div>
---	--------------------	--

THURSDAY ACTIVITY 1





	<p>LOOK & SAY</p>	they	feel	happy	
	<p>SOUND OUT</p>	e	net	men	ten
		ck	kick	sick	sock
	<p>DRAW</p>	Dan			

THURSDAY ACTIVITY 2

	<p>LOOK & SAY</p>	they	feel	happy	
	<p>SOUND OUT</p>	e	net	men	ten
		ck	kick	sick	sock
	<p>DRAW</p>	Dan's teacher			





FRIDAY ACTIVITY 1

	<p>LOOK & SAY</p>	they	feel	happy	
	<p>SOUND OUT</p>	m	e	n	men
		s	i	ck	sick

	<p>DRAW</p>	<p>Draw and colour the pictures in your book. Write the word under the picture.</p> <div style="display: flex; justify-content: space-around; align-items: center;"> <div style="text-align: center;">  <p>ten</p> </div> <div style="text-align: center;">  <p>sick</p> </div> <div style="text-align: center;">  <p>men</p> </div> </div>		
---	--------------------	---	--	--

FRIDAY ACTIVITY 2

	<p>LOOK & SAY</p>	<p>they</p>	<p>feel</p>	<p>happy</p>	
	<p>SOUND OUT</p>	<p>n</p>	<p>e</p>	<p>t</p>	<p>net</p>
		<p>k</p>	<p>i</p>	<p>ck</p>	<p>kick</p>




	<p>DRAW</p>	<p>Draw and colour the pictures in your book. Write the word under the picture.</p> <div style="display: flex; justify-content: space-around; align-items: center;"> <div style="text-align: center;">  <p>sock</p> </div> <div style="text-align: center;">  <p>kick</p> </div> <div style="text-align: center;">  <p>net</p> </div> </div>		
---	--------------------	--	--	--

HOME LANGUAGE WORKSHEET




ENGLISH GRADE 1 TERM 1

WEEK 10






MONDAY ACTIVITY 1

	LOOK & SAY	they	feel	angry	
	SOUND OUT	t	k	a	m
		s	o	c	d
	DRAW	How you feel			






MONDAY ACTIVITY 2

	LOOK & SAY	they	feel	angry	
	SOUND OUT	tap	kid	mat	dam
		sit	dot	cat	dad
	DRAW	You feeling angry			






TUESDAY ACTIVITY 1

	LOOK & SAY	they	feel	angry	
	SOUND OUT	p	i	n	pin
		n	e	ck	neck
	DRAW	<p>Draw and colour the pictures in your book. Write the sound it starts with under the picture.</p> <div style="display: flex; justify-content: space-around; align-items: center;"> <div style="text-align: center;">  <p>o</p> </div> <div style="text-align: center;">  <p>p</p> </div> </div>			

TUESDAY ACTIVITY 2




	LOOK & SAY	they	feel	angry	
	SOUND OUT	sat	pit	men	sick
		pig	tin	tap	pot
	DRAW	<p>Draw and colour the pictures in your book. Write the word under the picture</p> <div style="display: flex; justify-content: space-around; align-items: center;"> <div style="text-align: center;">  <p>sick</p> </div> <div style="text-align: center;">  <p>pig</p> </div> </div>			

WEDNESDAY ACTIVITY 1




	LOOK & SAY	they	feel	angry	
	SOUND OUT	pat	mop	dot	ten
		sock	net	got	pin
	DRAW	<p>Draw and colour the pictures in your book. Write the sound it starts with under the picture.</p> <div style="display: flex; justify-content: space-around; align-items: center;"> <div style="text-align: center;">  <p>k</p> </div> <div style="text-align: center;">  <p>s</p> </div> </div>			

WEDNESDAY ACTIVITY 2




	LOOK & SAY	they	feel	angry	
	SOUND OUT	sit	nap	tip	map
		dig	kit	kick	cap

	<p>DRAW</p>	<p>Draw and colour the pictures in your book. Write the word under the picture</p> <div style="display: flex; justify-content: space-around; align-items: center;"> <div style="text-align: center;">  <p>mop</p> </div> <div style="text-align: center;">  <p>ten</p> </div> </div>			
---	--------------------	---	--	--	--


THURSDAY ACTIVITY 1





	<p>LOOK & SAY</p>	they	feel	angry	
	<p>SOUND OUT</p>	kin	can	sad	man
		pick	cot	pit	dig
	<p>DRAW</p>	Buhlebendalo			

THURSDAY ACTIVITY 2



	<p>LOOK & SAY</p>	they	feel	angry	
	<p>SOUND OUT</p>	kick	kin	dot	sad
		mad	men	got	pin
	<p>DRAW</p>	Buhlebendalo looking sad			





FRIDAY ACTIVITY 1

	<p>LOOK & SAY</p>	they	feel	angry	
	<p>SOUND OUT</p>	tin	ten	tip	top
		pat	sat	cap	tap

	<p>DRAW</p>	<p>Draw and colour the pictures in your book. Write the word under the picture.</p> <div style="display: flex; justify-content: space-around; align-items: center;"> <div style="text-align: center;">  cat </div> <div style="text-align: center;">  sad </div> <div style="text-align: center;">  men </div> </div>		
---	--------------------	--	--	--

FRIDAY ACTIVITY 2

	<p>LOOK & SAY</p>	<p>they</p>	<p>feel</p>	<p>angry</p>	
	<p>SOUND OUT</p>	<p>kick</p>	<p>sick</p>	<p>sock</p>	<p>lock</p>
		<p>sad</p>	<p>dad</p>	<p>got</p>	<p>dot</p>




	<p>DRAW</p>	<p>Draw and colour the pictures in your book. Write the word under the picture.</p> <div style="display: flex; justify-content: space-around; align-items: center;"> <div style="text-align: center;">  sock </div> <div style="text-align: center;">  dig </div> <div style="text-align: center;">  net </div> </div>		
---	--------------------	---	--	--

HOME LANGUAGE WORKSHEET




ENGLISH GRADE 1 TERM 1

WEEK 3






MONDAY ACTIVITY 1

	LOOK & SAY	we	go	to	school
	SOUND OUT				
	DRAW	Your school			

MONDAY ACTIVITY 2





	LOOK & SAY	we	go	to	school
	SOUND OUT				
	DRAW	You at school			

TUESDAY ACTIVITY 1






	LOOK & SAY	we	go	to	school
	SOUND OUT	a	a	a	a
	DRAW	<p>Draw and colour the pictures that start with /a/ in your book</p> <div style="display: flex; justify-content: space-around; align-items: center;"> <div style="text-align: center;">  <p>a</p> </div> <div style="text-align: center;">  <p>a</p> </div> </div>			

TUESDAY ACTIVITY 2




	LOOK & SAY	we	go	to	school
---	------------	----	----	----	--------



	SOUND OUT	a	a	a	a
		a	a	a	a
	DRAW	Draw and colour the pictures that start with /a/ in your book			
		 a	 a		

WEDNESDAY ACTIVITY 1




	LOOK & SAY	we	go	to	school
	SOUND OUT	a	a	a	a
		s	s	s	s
	DRAW	Draw and colour the pictures that start with /s/ in your book			
		 s	 s		

WEDNESDAY ACTIVITY 2




	LOOK & SAY	we	go	to	school
	SOUND OUT	a	a	a	a
		s	s	s	s
	DRAW	Draw and colour the pictures that start with /s/ in your book			

		 <p style="text-align: center;">s</p>	 <p style="text-align: center;">s</p>
--	--	--	--



THURSDAY ACTIVITY 1





	LOOK & SAY	we	go	to	school
	SOUND OUT	a	a	a	a
		s	s	s	s
	DRAW	Jabu			

THURSDAY ACTIVITY 2



	LOOK & SAY	we	go	to	school
	SOUND OUT	a	a	a	a
		s	s	s	s
	DRAW	Ben			





FRIDAY ACTIVITY 1

	LOOK & SAY	we	go	to	school
	SOUND OUT	a	a	a	a
		s	s	s	s

	<p>DRAW</p>	<p>Draw and colour the pictures in your book. Write a /a/ or /s/ under the picture</p> <div style="display: flex; justify-content: space-around; align-items: center;"> <div style="text-align: center;">  <p>s</p> </div> <div style="text-align: center;">  <p>s</p> </div> <div style="text-align: center;">  <p>a</p> </div> </div>				
---	--------------------	--	--	--	--	--

FRIDAY ACTIVITY 2

	<p>LOOK & SAY</p>	<p>we</p>	<p>go</p>	<p>to</p>	<p>school</p>	
	<p>SOUND OUT</p>	<p>a</p>	<p>a</p>	<p>a</p>	<p>a</p>	<p>a</p>
		<p>s</p>	<p>s</p>	<p>s</p>	<p>s</p>	<p>s</p>

	<p>DRAW</p>	<p>Draw and colour the pictures in your book. Write a /a/ or /s/ under the picture</p> <div style="display: flex; justify-content: space-around; align-items: center;"> <div style="text-align: center;">  <p>a</p> </div> <div style="text-align: center;">  <p>s</p> </div> <div style="text-align: center;">  <p>a</p> </div> </div>				
--	--------------------	---	--	--	--	--

HOME LANGUAGE WORKSHEET

ENGLISH GRADE 1 TERM 1

WEEK 4






MONDAY ACTIVITY 1

	LOOK & SAY	I	like	to	read
	SOUND OUT	a	a	a	a
		s	s	s	s
	DRAW	You reading			






MONDAY ACTIVITY 2

	LOOK & SAY	I	like	to	read
	SOUND OUT	a	a	a	a
		s	s	s	s
	DRAW	A book			






TUESDAY ACTIVITY 1

	LOOK & SAY	I	like	to	read
	SOUND OUT	s	a	t	sat
		s	a	t	sat
	DRAW	<p>Draw and colour the pictures that start with /t/ in your book.</p> <p>Write a /t/ under the picture</p> <div style="display: flex; justify-content: space-around; align-items: center;"> <div style="text-align: center;">  <p>t</p> </div> <div style="text-align: center;">  <p>t</p> </div> </div>			

TUESDAY ACTIVITY 2


	LOOK & SAY	I	like	to	read
	SOUND OUT	s	a	t	sat
		s	a	t	sat
	DRAW	<p>Draw and colour the pictures that start with /t/ in your book.</p> <p>Write a /t/ under the picture</p> <div style="display: flex; justify-content: space-around; align-items: center;"> <div style="text-align: center;">  t </div> <div style="text-align: center;">  t </div> </div>			




WEDNESDAY ACTIVITY 1

	LOOK & SAY	I	like	to	read
	SOUND OUT	t	t	t	t
		p	p	p	p
	DRAW	<p>Draw and colour the pictures that start with /p/ in your book.</p> <p>Write a /p/ under the picture</p> <div style="display: flex; justify-content: space-around; align-items: center;"> <div style="text-align: center;">  p </div> <div style="text-align: center;">  p </div> </div>			

WEDNESDAY ACTIVITY 2

	LOOK & SAY	I	like	to	read
---	------------	---	------	----	------

	SOUND OUT	p	a	t	pat
		t	a	p	tap

	DRAW	<p>Draw and colour the pictures that start with /p/ in your book.</p> <p>Write a /p/ under the picture</p>			
				p	p

THURSDAY ACTIVITY 1


	LOOK & SAY	I	like	to	read
	SOUND OUT	a	s	t	p
		sat	pat	tap	taps
	DRAW	Olwethu			





THURSDAY ACTIVITY 2

	LOOK & SAY	I	like	to	read
	SOUND OUT	s	t	a	p
		tap	pat	sat	pats
	DRAW	Olwethu at school			

FRIDAY ACTIVITY 1


	LOOK & SAY	I	like	to	read
---	------------	---	------	----	------





	SOUND OUT	P	a	t	pat
		t	a	p	tap

	DRAW	<p>Draw and colour the pictures in your book. Write a /t/ or /p/ under the picture.</p>			
		 t	 t	 p	

FRIDAY ACTIVITY 2

	LOOK & SAY	I	like	to	read
---	------------	---	------	----	------




	SOUND OUT	s	a	t	sat
		p	a	t	pat

	DRAW	<p>Draw and colour the pictures in your book. Write a /t/ or /p/ under the picture.</p>			
		 p	 p	 t	




HOME LANGUAGE WORKSHEET
ENGLISH GRADE 1 TERM 1

WEEK 5



MONDAY ACTIVITY 1




	LOOK & SAY	my	family	is	here
	SOUND OUT	p	t	a	s
		pat	tap	sat	pats
	DRAW	Your family			

MONDAY ACTIVITY 2






	LOOK & SAY	my	family	is	here
	SOUND OUT	tap	sat	pat	sap
		t	s	p	a
	DRAW	Your house			

TUESDAY ACTIVITY 1






	LOOK & SAY	my	family	is	here
	SOUND OUT	i	i	i	i
		s	i	t	sit

	DRAW	<p>Draw and colour the pictures that have the sound /i/ in your book. Write a /i/ under the picture</p>			
		 <p style="text-align: center;">i</p>		 <p style="text-align: center;">i</p>	



TUESDAY ACTIVITY 2




	LOOK & SAY	my	family	is	here
	SOUND OUT	p	i	t	pit
		t	i	p	tip
	DRAW	<p>Draw and colour the pictures that have the sound /i/ in your book. Write a /i/ under the picture</p> <div style="display: flex; justify-content: space-around; align-items: center;"> <div style="text-align: center;">  <p>i</p> </div> <div style="text-align: center;">  <p>i</p> </div> </div>			

WEDNESDAY ACTIVITY 1




	LOOK & SAY	my	family	is	here
	SOUND OUT	n	n	n	n
		n	a	p	nap
	DRAW	<p>Draw and colour the pictures that start with /n/ in your book. Write a /n/ under the picture</p> <div style="display: flex; justify-content: space-around; align-items: center;"> <div style="text-align: center;">  <p>n</p> </div> <div style="text-align: center;">  <p>n</p> </div> </div>			

WEDNESDAY ACTIVITY 2




	LOOK & SAY	my	family	is	here
	SOUND OUT	p	i	n	pin

		t	i	n	tin
	DRAW	Draw and colour the pictures that start with /n/ in your book. Write a /n/ under the picture			
					
		n		n	



THURSDAY ACTIVITY 1





	LOOK & SAY	my	family	is	here
	SOUND OUT	sat	pat	tap	sit
		pin	tin	nap	pit
	DRAW	Bongi			

THURSDAY ACTIVITY 2



	LOOK & SAY	my	family	is	here
	SOUND OUT	i	sit	pit	tip
		n	nap	pin	tin
	DRAW	Bongi's family			





FRIDAY ACTIVITY 1

	LOOK & SAY	my	family	is	here
	SOUND OUT	s	i	t	Sit
		n	a	p	nap

	DRAW	<p>Draw and colour the pictures in your book. Write a /i/ or /n/ under the picture.</p> <div style="display: flex; justify-content: space-around; align-items: center;"> <div style="text-align: center;">  i </div> <div style="text-align: center;">  n </div> <div style="text-align: center;">  n </div> </div>
---	------	---

FRIDAY ACTIVITY 2

	LOOK & SAY	my	family	is	here
	SOUND OUT	t	i	p	tip
		p	i	n	pin




	DRAW	<p>Draw and colour the pictures in your book. Write a /i/ or /n/ under the picture.</p> <div style="display: flex; justify-content: space-around; align-items: center;"> <div style="text-align: center;">  i </div> <div style="text-align: center;">  n </div> <div style="text-align: center;">  i </div> </div>
---	------	---

HOME LANGUAGE WORKSHEET




ENGLISH GRADE 1 TERM 1

WEEK 6



MONDAY ACTIVITY 1




	LOOK & SAY	I	love	you	
	SOUND OUT	a	s	t	p
		i	n	sit	pan
	DRAW	A heart			

MONDAY ACTIVITY 2






	LOOK & SAY	I	love	you	
	SOUND OUT	n	a	p	nap
		t	i	p	tip
	DRAW	Someone you love			

TUESDAY ACTIVITY 1






	LOOK & SAY	I	love	you	
	SOUND OUT	m	m	m	m
		m	a	n	man

	DRAW	<p>Draw and colour the pictures that start with /m/ in your book.</p> <p>Write a /m/ under the picture</p> <div style="display: flex; justify-content: space-around; align-items: center;"> <div style="text-align: center;">  <p>m</p> </div> <div style="text-align: center;">  <p>m</p> </div> </div>			
---	------	--	--	--	--






TUESDAY ACTIVITY 2

	LOOK & SAY	I	love	you	
	SOUND OUT	m	a	t	mat
		m	a	p	map
	DRAW	<p>Draw and colour the pictures that start with /m/ in your book.</p> <p>Write the word under the picture</p> <div style="display: flex; justify-content: space-around; align-items: center;"> <div style="text-align: center;">  man </div> <div style="text-align: center;">  mat </div> </div>			




WEDNESDAY ACTIVITY 1

	LOOK & SAY	I	love	you	
	SOUND OUT	d	d	d	d
		s	a	d	sad
	DRAW	<p>Draw and colour the pictures that start with /d/ in your book.</p> <p>Write a /d/ under the picture</p> <div style="display: flex; justify-content: space-around; align-items: center;"> <div style="text-align: center;">  d </div> <div style="text-align: center;">  d </div> </div>			

WEDNESDAY ACTIVITY 2

	LOOK & SAY	I	love	you	
	SOUND OUT	d	a	d	dad
		d	a	m	dam
	DRAW	<p>Draw and colour the pictures that start with /d/ in your book. Write the word under the picture</p> <div style="display: flex; justify-content: space-around; align-items: center;"> <div style="text-align: center;">  <p>dad</p> </div> <div style="text-align: center;">  <p>dam</p> </div> </div>			







THURSDAY ACTIVITY 1

	LOOK & SAY	I	love	you	
	SOUND OUT	m	map	man	mat
		d	dam	dad	sad
	DRAW	Tseko			







THURSDAY ACTIVITY 2

	LOOK & SAY	I	love	you	
	SOUND OUT	m	map	man	mat
		d	dam	dad	sad
	DRAW	Tseko's baby sister			

FRIDAY ACTIVITY 1

	LOOK & SAY	I	love	you	
	SOUND OUT	s	a	d	sad
		m	a	d	mad
	DRAW	<p>Draw and colour the pictures in your book. Write the word under the picture.</p> <div style="display: flex; justify-content: space-around; align-items: center;"> <div style="text-align: center;">  mat </div> <div style="text-align: center;">  dad </div> <div style="text-align: center;">  dam </div> </div>			

FRIDAY ACTIVITY 2




	LOOK & SAY	I	love	you	
	SOUND OUT	d	a	d	dad
		m	a	p	map
	DRAW	<p>Draw and colour the pictures in your book. Write the word under the picture.</p> <div style="display: flex; justify-content: space-around; align-items: center;"> <div style="text-align: center;">  man </div> <div style="text-align: center;">  sad </div> <div style="text-align: center;">  map </div> </div>			

HOME LANGUAGE WORKSHEET




ENGLISH GRADE 1 TERM 1

WEEK 7






MONDAY ACTIVITY 1

	LOOK & SAY	we	play	outside	
	SOUND OUT	a	s	t	p
		i	n	m	d
	DRAW	You outside			






MONDAY ACTIVITY 2

	LOOK & SAY	we	play	outside	
	SOUND OUT	man	sit	dad	tin
		tap	pat	map	sad
	DRAW	You playing outside			






TUESDAY ACTIVITY 1

	LOOK & SAY	we	play	outside	
	SOUND OUT	o	o	o	o
		p	o	t	pot
	DRAW	<p>Draw and colour the pictures that starts with /o/ in your book.</p> <p>Write an /o/ under the picture</p> <div style="display: flex; justify-content: space-around; align-items: center;"> <div style="text-align: center;">  <p>o</p> </div> <div style="text-align: center;">  <p>o</p> </div> </div>			






TUESDAY ACTIVITY 2

	LOOK & SAY	we	play	outside	
	SOUND OUT	p	o	t	pot
		m	o	p	mop
	DRAW	<p>Draw and colour the pictures that have the sound /o/ in your book. Write the word under the picture</p> <div style="display: flex; justify-content: space-around; align-items: center;"> <div style="text-align: center;">  mop </div> <div style="text-align: center;">  pot </div> </div>			




WEDNESDAY ACTIVITY 1

	LOOK & SAY	we	play	outside	
	SOUND OUT	g	g	g	g
		g	o	t	got
	DRAW	<p>Draw and colour the pictures that start with /g/ in your book. Write a /g/ under the picture</p> <div style="display: flex; justify-content: space-around; align-items: center;"> <div style="text-align: center;">  g </div> <div style="text-align: center;">  g </div> </div>			




WEDNESDAY ACTIVITY 2

	LOOK & SAY	we	play	outside	
	SOUND OUT	p	i	g	pig
		d	i	g	dig
	DRAW	<p>Draw and colour the pictures that have the sound /g/ in your book. Write the word under the picture</p> <div style="display: flex; justify-content: space-around; align-items: center;"> <div style="text-align: center;">  pig </div> <div style="text-align: center;">  dig </div> </div>			







THURSDAY ACTIVITY 1

	LOOK & SAY	we	play	outside	
	SOUND OUT	o	pot	mop	dot
		g	got	pig	dig
	DRAW	Karabo, Tshepo and Cathy feeling hot			







THURSDAY ACTIVITY 2

	LOOK & SAY	we	play	outside	
	SOUND OUT	o	pot	mop	dot
		g	got	pig	dig
	DRAW	Karabo swimming			

FRIDAY ACTIVITY 1

	LOOK & SAY	we	play	outside	
	SOUND OUT	p	i	g	pig
		m	o	p	mop
	DRAW	<p>Draw and colour the pictures in your book. Write the word under the picture.</p> <div style="display: flex; justify-content: space-around; align-items: center;"> <div style="text-align: center;">  <p>mop</p> </div> <div style="text-align: center;">  <p>dig</p> </div> <div style="text-align: center;">  <p>pot</p> </div> </div>			

FRIDAY ACTIVITY 2




	LOOK & SAY	we	play	outside	
	SOUND OUT	d	o	g	dog
		d	o	t	dot
	DRAW	<p>Draw and colour the pictures in your book. Write the word under the picture.</p> <div style="display: flex; justify-content: space-around; align-items: center;"> <div style="text-align: center;">  <p>pig</p> </div> <div style="text-align: center;">  <p>dot</p> </div> <div style="text-align: center;">  <p>dog</p> </div> </div>			

HOME LANGUAGE WORKSHEET




ENGLISH GRADE 1 TERM 1

WEEK 8






MONDAY ACTIVITY 1

	LOOK & SAY	I	want	to	swim
	SOUND OUT	t	p	a	m
		s	o	g	d
	DRAW	You by the pool			






MONDAY ACTIVITY 2

	LOOK & SAY	I	want	to	swim
	SOUND OUT	man	sit	dad	dot
		tap	pat	pig	sad
	DRAW	You swimming			






TUESDAY ACTIVITY 1

	LOOK & SAY	I	want	to	swim
	SOUND OUT	c	c	c	c
		c	a	t	cat
	DRAW	<p>Draw and colour the pictures that starts with /c/ in your book.</p> <p>Write a /c/ under the picture</p> <div style="display: flex; justify-content: space-around; align-items: center;"> <div style="text-align: center;">  <p>c</p> </div> <div style="text-align: center;">  <p>c</p> </div> </div>			



TUESDAY ACTIVITY 2




	LOOK & SAY	I	want	to	swim
	SOUND OUT	c	a	p	cap
		c	a	n	can
	DRAW	<p>Draw and colour the pictures that start with /c/ in your book.</p> <p>Write the word under the picture</p> <div style="display: flex; justify-content: space-around; align-items: center;"> <div style="text-align: center;">  <p>cat</p> </div> <div style="text-align: center;">  <p>cap</p> </div> </div>			

WEDNESDAY ACTIVITY 1




	LOOK & SAY	I	want	to	swim
	SOUND OUT	k	k	k	k
		k	i	d	kid
	DRAW	<p>Draw and colour the pictures that start with /k/ in your book.</p> <p>Write a /k/ under the picture</p> <div style="display: flex; justify-content: space-around; align-items: center;"> <div style="text-align: center;">  <p>k</p> </div> <div style="text-align: center;">  <p>k</p> </div> </div>			

WEDNESDAY ACTIVITY 2




	LOOK & SAY	I	want	to	swim
	SOUND OUT	k	i	t	kit
		k	i	n	kin

	<p>DRAW</p>	<p>Draw and colour the pictures that start with /k/ in your book. Write the word under the picture</p> <div style="display: flex; justify-content: space-around; align-items: center;"> <div style="text-align: center;">  <p>kid</p> </div> <div style="text-align: center;">  <p>kit</p> </div> </div>
---	--------------------	---



THURSDAY ACTIVITY 1





	<p>LOOK & SAY</p>	<p>I</p>	<p>want</p>	<p>to</p>	<p>swim</p>
	<p>SOUND OUT</p>	<p>c</p>	<p>cat</p>	<p>cap</p>	<p>can</p>
		<p>k</p>	<p>kid</p>	<p>kit</p>	<p>kin</p>
	<p>DRAW</p>	<p>butterflies</p>			

THURSDAY ACTIVITY 2



	<p>LOOK & SAY</p>	<p>I</p>	<p>want</p>	<p>to</p>	<p>swim</p>
	<p>SOUND OUT</p>	<p>c</p>	<p>cat</p>	<p>cap</p>	<p>can</p>
		<p>k</p>	<p>kid</p>	<p>kit</p>	<p>kin</p>
	<p>DRAW</p>	<p>birds</p>			





FRIDAY ACTIVITY 1

	<p>LOOK & SAY</p>	<p>I</p>	<p>want</p>	<p>to</p>	<p>swim</p>
	<p>SOUND OUT</p>	<p>c</p>	<p>a</p>	<p>t</p>	<p>Cat</p>
		<p>k</p>	<p>i</p>	<p>n</p>	<p>kin</p>

	<p>DRAW</p>	<p>Draw and colour the pictures in your book. Write the word under the picture.</p> <div style="display: flex; justify-content: space-around; align-items: center;"> <div style="text-align: center;">  <p>kit</p> </div> <div style="text-align: center;">  <p>cap</p> </div> <div style="text-align: center;">  <p>can</p> </div> </div>		
---	--------------------	--	--	--

FRIDAY ACTIVITY 2

	<p>LOOK & SAY</p>	<p>I</p>	<p>want</p>	<p>to</p>	<p>swim</p>
	<p>SOUND OUT</p>	<p>c</p>	<p>o</p>	<p>t</p>	<p>cot</p>
		<p>k</p>	<p>i</p>	<p>d</p>	<p>kid</p>




	<p>DRAW</p>	<p>Draw and colour the pictures in your book. Write the word under the picture.</p> <div style="display: flex; justify-content: space-around; align-items: center;"> <div style="text-align: center;">  <p>cot</p> </div> <div style="text-align: center;">  <p>kid</p> </div> <div style="text-align: center;">  <p>cat</p> </div> </div>		
---	--------------------	--	--	--

HOME LANGUAGE WORKSHEET




ENGLISH GRADE 1 TERM 1

WEEK 9






MONDAY ACTIVITY 1

	LOOK & SAY	they	feel	happy	
	SOUND OUT	t	k	a	m
		s	o	c	d
	DRAW	How you feel			








MONDAY ACTIVITY 2

	LOOK & SAY	they	feel	happy	
	SOUND OUT	man	kid	dad	dot
		cap	pat	pig	sad
	DRAW	You feeling happy			






TUESDAY ACTIVITY 1

	LOOK & SAY	they	feel	happy	
	SOUND OUT	e	e	e	e
		m	e	n	men
	DRAW	<p>Draw and colour the pictures that starts with /e/ in your book.</p> <p>Write an /e/ under the picture</p> <div style="display: flex; justify-content: space-around; align-items: center;"> <div style="text-align: center;">  <p>e</p> </div> <div style="text-align: center;">  <p>e</p> </div> </div>			



TUESDAY ACTIVITY 2




	LOOK & SAY	they	feel	happy	
	SOUND OUT	n	e	t	net
		t	e	n	ten
	DRAW	<p>Draw and colour the pictures that have the sound /e/ in your book. Write the word under the picture</p> <div style="display: flex; justify-content: space-around; align-items: center;"> <div style="text-align: center;">   net </div> <div style="text-align: center;">   ten </div> </div>			

WEDNESDAY ACTIVITY 1

	LOOK & SAY	they	feel	happy	
	SOUND OUT	ck	ck	ck	ck
		k	i	ck	kick
	DRAW	<p>Draw and colour the pictures that end with /ck/ in your book. Write a /ck/ under the picture</p> <div style="display: flex; justify-content: space-around; align-items: center;"> <div style="text-align: center;">  ck </div> <div style="text-align: center;">  ck </div> </div>			

WEDNESDAY ACTIVITY 2




	LOOK & SAY	they	feel	happy	
	SOUND OUT	k	i	ck	kick
		s	i	ck	sick

	DRAW	Draw and colour the pictures that end with /ck/ in your book. Write the word under the picture			
		 kick	 sick		



THURSDAY ACTIVITY 1





	LOOK & SAY	they	feel	happy	
	SOUND OUT	e	net	men	ten
		ck	kick	sick	sock
	DRAW	Dan			

THURSDAY ACTIVITY 2

	LOOK & SAY	they	feel	happy	
	SOUND OUT	e	net	men	ten
		ck	kick	sick	sock
	DRAW	Dan's teacher			





FRIDAY ACTIVITY 1

	LOOK & SAY	they	feel	happy	
	SOUND OUT	m	e	n	men
		s	i	ck	sick

	<p>DRAW</p>	<p>Draw and colour the pictures in your book. Write the word under the picture.</p> <div style="display: flex; justify-content: space-around; align-items: center;"> <div style="text-align: center;">  <p>ten</p> </div> <div style="text-align: center;">  <p>sick</p> </div> <div style="text-align: center;">  <p>men</p> </div> </div>		
---	--------------------	---	--	--

FRIDAY ACTIVITY 2

	<p>LOOK & SAY</p>	<p>they</p>	<p>feel</p>	<p>happy</p>	
	<p>SOUND OUT</p>	<p>n</p>	<p>e</p>	<p>t</p>	<p>net</p>
		<p>k</p>	<p>i</p>	<p>ck</p>	<p>kick</p>




	<p>DRAW</p>	<p>Draw and colour the pictures in your book. Write the word under the picture.</p> <div style="display: flex; justify-content: space-around; align-items: center;"> <div style="text-align: center;">  <p>sock</p> </div> <div style="text-align: center;">  <p>kick</p> </div> <div style="text-align: center;">  <p>net</p> </div> </div>		
---	--------------------	--	--	--

HOME LANGUAGE WORKSHEET




ENGLISH GRADE 1 TERM 1

WEEK 10






MONDAY ACTIVITY 1

	LOOK & SAY	they	feel	angry	
	SOUND OUT	t	k	a	m
		s	o	c	d
	DRAW	How you feel			






MONDAY ACTIVITY 2

	LOOK & SAY	they	feel	angry	
	SOUND OUT	tap	kid	mat	dam
		sit	dot	cat	dad
	DRAW	You feeling angry			






TUESDAY ACTIVITY 1

	LOOK & SAY	they	feel	angry	
	SOUND OUT	p	i	n	pin
		n	e	ck	neck
	DRAW	<p>Draw and colour the pictures in your book. Write the sound it starts with under the picture.</p> <div style="display: flex; justify-content: space-around; align-items: center;"> <div style="text-align: center;">  o </div> <div style="text-align: center;">  p </div> </div>			

TUESDAY ACTIVITY 2




	LOOK & SAY	they	feel	angry	
	SOUND OUT	sat	pit	men	sick
		pig	tin	tap	pot
	DRAW	<p>Draw and colour the pictures in your book. Write the word under the picture</p> <div style="display: flex; justify-content: space-around; align-items: center;"> <div style="text-align: center;">  <p>sick</p> </div> <div style="text-align: center;">  <p>pig</p> </div> </div>			

WEDNESDAY ACTIVITY 1




	LOOK & SAY	they	feel	angry	
	SOUND OUT	pat	mop	dot	ten
		sock	net	got	pin
	DRAW	<p>Draw and colour the pictures in your book. Write the sound it starts with under the picture.</p> <div style="display: flex; justify-content: space-around; align-items: center;"> <div style="text-align: center;">  <p>k</p> </div> <div style="text-align: center;">  <p>s</p> </div> </div>			

WEDNESDAY ACTIVITY 2




	LOOK & SAY	they	feel	angry	
	SOUND OUT	sit	nap	tip	map
		dig	kit	kick	cap

	DRAW	Draw and colour the pictures in your book. Write the word under the picture			
				mop	ten

THURSDAY ACTIVITY 1





	LOOK & SAY	they	feel	angry	
	SOUND OUT	kin	can	sad	man
		pick	cot	pit	dig
	DRAW	Buhlebendalo			

THURSDAY ACTIVITY 2


	LOOK & SAY	they	feel	angry	
	SOUND OUT	kick	kin	dot	sad
		mad	men	got	pin
	DRAW	Buhlebendalo looking sad			





FRIDAY ACTIVITY 1

	LOOK & SAY	they	feel	angry	
	SOUND OUT	tin	ten	tip	top
		pat	sat	cap	tap

	<p>DRAW</p>	<p>Draw and colour the pictures in your book. Write the word under the picture.</p> <div style="display: flex; justify-content: space-around; align-items: center;"> <div style="text-align: center;">  cat </div> <div style="text-align: center;">  sad </div> <div style="text-align: center;">  men </div> </div>		
---	--------------------	--	--	--

FRIDAY ACTIVITY 2

	<p>LOOK & SAY</p>	<p>they</p>	<p>feel</p>	<p>angry</p>	
	<p>SOUND OUT</p>	<p>kick</p>	<p>sick</p>	<p>sock</p>	<p>lock</p>
		<p>sad</p>	<p>dad</p>	<p>got</p>	<p>dot</p>




	<p>DRAW</p>	<p>Draw and colour the pictures in your book. Write the word under the picture.</p> <div style="display: flex; justify-content: space-around; align-items: center;"> <div style="text-align: center;">  sock </div> <div style="text-align: center;">  dig </div> <div style="text-align: center;">  net </div> </div>		
---	--------------------	---	--	--

HOME LANGUAGE WORKSHEET




ENGLISH GRADE 1 TERM 1

WEEK 3






MONDAY ACTIVITY 1

	LOOK & SAY	we	go	to	school
	SOUND OUT				
	DRAW	Your school			

MONDAY ACTIVITY 2





	LOOK & SAY	we	go	to	school
	SOUND OUT				
	DRAW	You at school			

TUESDAY ACTIVITY 1






	LOOK & SAY	we	go	to	school
	SOUND OUT	a	a	a	a
	DRAW	<p>Draw and colour the pictures that start with /a/ in your book</p> <div style="display: flex; justify-content: space-around; align-items: center;"> <div style="text-align: center;">  <p>a</p> </div> <div style="text-align: center;">  <p>a</p> </div> </div>			

TUESDAY ACTIVITY 2




	LOOK & SAY	we	go	to	school
---	------------	----	----	----	--------



	SOUND OUT	a	a	a	a
		a	a	a	a
	DRAW	Draw and colour the pictures that start with /a/ in your book			
		 a	 a		

WEDNESDAY ACTIVITY 1




	LOOK & SAY	we	go	to	school
	SOUND OUT	a	a	a	a
		s	s	s	s
	DRAW	Draw and colour the pictures that start with /s/ in your book			
		 s	 s		

WEDNESDAY ACTIVITY 2




	LOOK & SAY	we	go	to	school
	SOUND OUT	a	a	a	a
		s	s	s	s
	DRAW	Draw and colour the pictures that start with /s/ in your book			

		 <p style="text-align: center;">s</p>	 <p style="text-align: center;">s</p>
--	--	--	--



THURSDAY ACTIVITY 1





	LOOK & SAY	we	go	to	school
	SOUND OUT	a	a	a	a
		s	s	s	s
	DRAW	Jabu			

THURSDAY ACTIVITY 2



	LOOK & SAY	we	go	to	school
	SOUND OUT	a	a	a	a
		s	s	s	s
	DRAW	Ben			





FRIDAY ACTIVITY 1

	LOOK & SAY	we	go	to	school
	SOUND OUT	a	a	a	a
		s	s	s	s

	<p>DRAW</p>	<p>Draw and colour the pictures in your book. Write a /a/ or /s/ under the picture</p> <div style="display: flex; justify-content: space-around; align-items: center;"> <div style="text-align: center;">  <p>s</p> </div> <div style="text-align: center;">  <p>s</p> </div> <div style="text-align: center;">  <p>a</p> </div> </div>
---	--------------------	--

FRIDAY ACTIVITY 2

	<p>LOOK & SAY</p>	<p>we</p>	<p>go</p>	<p>to</p>	<p>school</p>	
	<p>SOUND OUT</p>	<p>a</p>	<p>a</p>	<p>a</p>	<p>a</p>	<p>a</p>
		<p>s</p>	<p>s</p>	<p>s</p>	<p>s</p>	<p>s</p>

	<p>DRAW</p>	<p>Draw and colour the pictures in your book. Write a /a/ or /s/ under the picture</p> <div style="display: flex; justify-content: space-around; align-items: center;"> <div style="text-align: center;">  <p>a</p> </div> <div style="text-align: center;">  <p>s</p> </div> <div style="text-align: center;">  <p>a</p> </div> </div>
--	--------------------	---

HOME LANGUAGE WORKSHEET

ENGLISH GRADE 1 TERM 1

WEEK 4






MONDAY ACTIVITY 1

	LOOK & SAY	I	like	to	read
	SOUND OUT	a	a	a	a
		s	s	s	s
	DRAW	You reading			






MONDAY ACTIVITY 2

	LOOK & SAY	I	like	to	read
	SOUND OUT	a	a	a	a
		s	s	s	s
	DRAW	A book			






TUESDAY ACTIVITY 1

	LOOK & SAY	I	like	to	read
	SOUND OUT	s	a	t	sat
		s	a	t	sat
	DRAW	<p>Draw and colour the pictures that start with /t/ in your book.</p> <p>Write a /t/ under the picture</p> <div style="display: flex; justify-content: space-around; align-items: center;"> <div style="text-align: center;">  <p>t</p> </div> <div style="text-align: center;">  <p>t</p> </div> </div>			

TUESDAY ACTIVITY 2


	LOOK & SAY	I	like	to	read
	SOUND OUT	s	a	t	sat
		s	a	t	sat
	DRAW	<p>Draw and colour the pictures that start with /t/ in your book.</p> <p>Write a /t/ under the picture</p>			
					
		t		t	




WEDNESDAY ACTIVITY 1

	LOOK & SAY	I	like	to	read
	SOUND OUT	t	t	t	t
		p	p	p	p
	DRAW	<p>Draw and colour the pictures that start with /p/ in your book.</p> <p>Write a /p/ under the picture</p>			
					
		p		p	

WEDNESDAY ACTIVITY 2

	LOOK & SAY	I	like	to	read
---	------------	---	------	----	------

	SOUND OUT	p	a	t	pat
		t	a	p	tap

	DRAW	<p>Draw and colour the pictures that start with /p/ in your book.</p> <p>Write a /p/ under the picture</p>			
					
		p		p	

THURSDAY ACTIVITY 1


	LOOK & SAY	I	like	to	read
	SOUND OUT	a	s	t	p
		sat	pat	tap	taps
	DRAW	Olwethu			





THURSDAY ACTIVITY 2

	LOOK & SAY	I	like	to	read
	SOUND OUT	s	t	a	p
		tap	pat	sat	pats
	DRAW	Olwethu at school			

FRIDAY ACTIVITY 1


	LOOK & SAY	I	like	to	read
---	------------	---	------	----	------





	SOUND OUT	P	a	t	pat
		t	a	p	tap

	DRAW	Draw and colour the pictures in your book. Write a /t/ or /p/ under the picture.			
		 t	 t	 p	

FRIDAY ACTIVITY 2

	LOOK & SAY	I	like	to	read
---	------------	---	------	----	------




	SOUND OUT	s	a	t	sat
		p	a	t	pat

	DRAW	Draw and colour the pictures in your book. Write a /t/ or /p/ under the picture.			
		 p	 p	 t	




HOME LANGUAGE WORKSHEET
ENGLISH GRADE 1 TERM 1

WEEK 5



MONDAY ACTIVITY 1




	LOOK & SAY	my	family	is	here
	SOUND OUT	p	t	a	s
		pat	tap	sat	pats
	DRAW	Your family			

MONDAY ACTIVITY 2






	LOOK & SAY	my	family	is	here
	SOUND OUT	tap	sat	pat	sap
		t	s	p	a
	DRAW	Your house			

TUESDAY ACTIVITY 1






	LOOK & SAY	my	family	is	here
	SOUND OUT	i	i	i	i
		s	i	t	sit

	DRAW	<p>Draw and colour the pictures that have the sound /i/ in your book. Write a /i/ under the picture</p>			
		 <p style="text-align: center;">i</p>		 <p style="text-align: center;">i</p>	



TUESDAY ACTIVITY 2




	LOOK & SAY	my	family	is	here
	SOUND OUT	p	i	t	pit
		t	i	p	tip
	DRAW	<p>Draw and colour the pictures that have the sound /i/ in your book. Write a /i/ under the picture</p> <div style="display: flex; justify-content: space-around; align-items: center;"> <div style="text-align: center;">  <p>i</p> </div> <div style="text-align: center;">  <p>i</p> </div> </div>			

WEDNESDAY ACTIVITY 1




	LOOK & SAY	my	family	is	here
	SOUND OUT	n	n	n	n
		n	a	p	nap
	DRAW	<p>Draw and colour the pictures that start with /n/ in your book. Write a /n/ under the picture</p> <div style="display: flex; justify-content: space-around; align-items: center;"> <div style="text-align: center;">  <p>n</p> </div> <div style="text-align: center;">  <p>n</p> </div> </div>			

WEDNESDAY ACTIVITY 2




	LOOK & SAY	my	family	is	here
	SOUND OUT	p	i	n	pin

		t	i	n	tin
	DRAW	Draw and colour the pictures that start with /n/ in your book. Write a /n/ under the picture			
					
		n		n	



THURSDAY ACTIVITY 1





	LOOK & SAY	my	family	is	here
	SOUND OUT	sat	pat	tap	sit
		pin	tin	nap	pit
	DRAW	Bongi			

THURSDAY ACTIVITY 2



	LOOK & SAY	my	family	is	here
	SOUND OUT	i	sit	pit	tip
		n	nap	pin	tin
	DRAW	Bongi's family			





FRIDAY ACTIVITY 1

	LOOK & SAY	my	family	is	here
	SOUND OUT	s	i	t	Sit
		n	a	p	nap

	DRAW	<p>Draw and colour the pictures in your book. Write a /i/ or /n/ under the picture.</p> <div style="display: flex; justify-content: space-around; align-items: center;"> <div style="text-align: center;">  <p>i</p> </div> <div style="text-align: center;">  <p>n</p> </div> <div style="text-align: center;">  <p>n</p> </div> </div>			
---	------	--	--	--	--

FRIDAY ACTIVITY 2

	LOOK & SAY	my	family	is	here
	SOUND OUT	t	i	p	tip
		p	i	n	pin




	DRAW	<p>Draw and colour the pictures in your book. Write a /i/ or /n/ under the picture.</p> <div style="display: flex; justify-content: space-around; align-items: center;"> <div style="text-align: center;">  <p>i</p> </div> <div style="text-align: center;">  <p>n</p> </div> <div style="text-align: center;">  <p>i</p> </div> </div>			
---	------	--	--	--	--

HOME LANGUAGE WORKSHEET




ENGLISH GRADE 1 TERM 1

WEEK 6



MONDAY ACTIVITY 1




	LOOK & SAY	I	love	you	
	SOUND OUT	a	s	t	p
		i	n	sit	pan
	DRAW	A heart			

MONDAY ACTIVITY 2






	LOOK & SAY	I	love	you	
	SOUND OUT	n	a	p	nap
		t	i	p	tip
	DRAW	Someone you love			

TUESDAY ACTIVITY 1






	LOOK & SAY	I	love	you	
	SOUND OUT	m	m	m	m
		m	a	n	man

	DRAW	<p>Draw and colour the pictures that start with /m/ in your book.</p> <p>Write a /m/ under the picture</p> <div style="display: flex; justify-content: space-around; align-items: center;"> <div style="text-align: center;">  <p>m</p> </div> <div style="text-align: center;">  <p>m</p> </div> </div>			
---	------	--	--	--	--






TUESDAY ACTIVITY 2

	LOOK & SAY	I	love	you	
	SOUND OUT	m	a	t	mat
		m	a	p	map
	DRAW	<p>Draw and colour the pictures that start with /m/ in your book.</p> <p>Write the word under the picture</p> <div style="display: flex; justify-content: space-around; align-items: center;"> <div style="text-align: center;">  man </div> <div style="text-align: center;">  mat </div> </div>			




WEDNESDAY ACTIVITY 1

	LOOK & SAY	I	love	you	
	SOUND OUT	d	d	d	d
		s	a	d	sad
	DRAW	<p>Draw and colour the pictures that start with /d/ in your book.</p> <p>Write a /d/ under the picture</p> <div style="display: flex; justify-content: space-around; align-items: center;"> <div style="text-align: center;">  d </div> <div style="text-align: center;">  d </div> </div>			

WEDNESDAY ACTIVITY 2

	LOOK & SAY	I	love	you	
	SOUND OUT	d	a	d	dad
		d	a	m	dam
	DRAW	<p>Draw and colour the pictures that start with /d/ in your book. Write the word under the picture</p> <div style="display: flex; justify-content: space-around; align-items: center;"> <div style="text-align: center;">  <p>dad</p> </div> <div style="text-align: center;">  <p>dam</p> </div> </div>			







THURSDAY ACTIVITY 1

	LOOK & SAY	I	love	you	
	SOUND OUT	m	map	man	mat
		d	dam	dad	sad
	DRAW	Tseko			







THURSDAY ACTIVITY 2

	LOOK & SAY	I	love	you	
	SOUND OUT	m	map	man	mat
		d	dam	dad	sad
	DRAW	Tseko's baby sister			

FRIDAY ACTIVITY 1

	LOOK & SAY	I	love	you	
	SOUND OUT	s	a	d	sad
		m	a	d	mad
	DRAW	<p>Draw and colour the pictures in your book. Write the word under the picture.</p> <div style="display: flex; justify-content: space-around; align-items: center;"> <div style="text-align: center;">  <p>mat</p> </div> <div style="text-align: center;">  <p>dad</p> </div> <div style="text-align: center;">  <p>dam</p> </div> </div>			

FRIDAY ACTIVITY 2




	LOOK & SAY	I	love	you	
	SOUND OUT	d	a	d	dad
		m	a	p	map
	DRAW	<p>Draw and colour the pictures in your book. Write the word under the picture.</p> <div style="display: flex; justify-content: space-around; align-items: center;"> <div style="text-align: center;">  <p>man</p> </div> <div style="text-align: center;">  <p>sad</p> </div> <div style="text-align: center;">  <p>map</p> </div> </div>			

HOME LANGUAGE WORKSHEET




ENGLISH GRADE 1 TERM 1

WEEK 7






MONDAY ACTIVITY 1

	LOOK & SAY	we	play	outside	
	SOUND OUT	a	s	t	p
		i	n	m	d
	DRAW	You outside			






MONDAY ACTIVITY 2

	LOOK & SAY	we	play	outside	
	SOUND OUT	man	sit	dad	tin
		tap	pat	map	sad
	DRAW	You playing outside			






TUESDAY ACTIVITY 1

	LOOK & SAY	we	play	outside	
	SOUND OUT	o	o	o	o
		p	o	t	pot
	DRAW	<p>Draw and colour the pictures that starts with /o/ in your book.</p> <p>Write an /o/ under the picture</p> <div style="display: flex; justify-content: space-around; align-items: center;"> <div style="text-align: center;">  <p>o</p> </div> <div style="text-align: center;">  <p>o</p> </div> </div>			






TUESDAY ACTIVITY 2

	LOOK & SAY	we	play	outside	
	SOUND OUT	p	o	t	pot
		m	o	p	mop
	DRAW	<p>Draw and colour the pictures that have the sound /o/ in your book. Write the word under the picture</p> <div style="display: flex; justify-content: space-around; align-items: center;"> <div style="text-align: center;">  mop </div> <div style="text-align: center;">  pot </div> </div>			




WEDNESDAY ACTIVITY 1

	LOOK & SAY	we	play	outside	
	SOUND OUT	g	g	g	g
		g	o	t	got
	DRAW	<p>Draw and colour the pictures that start with /g/ in your book. Write a /g/ under the picture</p> <div style="display: flex; justify-content: space-around; align-items: center;"> <div style="text-align: center;">  g </div> <div style="text-align: center;">  g </div> </div>			




WEDNESDAY ACTIVITY 2

	LOOK & SAY	we	play	outside	
	SOUND OUT	p	i	g	pig
		d	i	g	dig
	DRAW	<p>Draw and colour the pictures that have the sound /g/ in your book. Write the word under the picture</p> <div style="display: flex; justify-content: space-around; align-items: center;"> <div style="text-align: center;">  pig </div> <div style="text-align: center;">  dig </div> </div>			







THURSDAY ACTIVITY 1

	LOOK & SAY	we	play	outside	
	SOUND OUT	o	pot	mop	dot
		g	got	pig	dig
	DRAW	Karabo, Tshepo and Cathy feeling hot			







THURSDAY ACTIVITY 2

	LOOK & SAY	we	play	outside	
	SOUND OUT	o	pot	mop	dot
		g	got	pig	dig
	DRAW	Karabo swimming			

FRIDAY ACTIVITY 1

	LOOK & SAY	we	play	outside	
	SOUND OUT	p	i	g	pig
		m	o	p	mop
	DRAW	<p>Draw and colour the pictures in your book. Write the word under the picture.</p> <div style="display: flex; justify-content: space-around; align-items: flex-end;"> <div style="text-align: center;">  <p>mop</p> </div> <div style="text-align: center;">  <p>dig</p> </div> <div style="text-align: center;">  <p>pot</p> </div> </div>			

FRIDAY ACTIVITY 2




	LOOK & SAY	we	play	outside	
	SOUND OUT	d	o	g	dog
		d	o	t	dot
	DRAW	<p>Draw and colour the pictures in your book. Write the word under the picture.</p> <div style="display: flex; justify-content: space-around; align-items: flex-end;"> <div style="text-align: center;">  <p>pig</p> </div> <div style="text-align: center;">  <p>dot</p> </div> <div style="text-align: center;">  <p>dog</p> </div> </div>			

HOME LANGUAGE WORKSHEET




ENGLISH GRADE 1 TERM 1

WEEK 8






MONDAY ACTIVITY 1

	LOOK & SAY	I	want	to	swim
	SOUND OUT	t	p	a	m
		s	o	g	d
	DRAW	You by the pool			






MONDAY ACTIVITY 2

	LOOK & SAY	I	want	to	swim
	SOUND OUT	man	sit	dad	dot
		tap	pat	pig	sad
	DRAW	You swimming			






TUESDAY ACTIVITY 1

	LOOK & SAY	I	want	to	swim
	SOUND OUT	c	c	c	c
		c	a	t	cat
	DRAW	<p>Draw and colour the pictures that starts with /c/ in your book.</p> <p>Write a /c/ under the picture</p> <div style="display: flex; justify-content: space-around; align-items: center;"> <div style="text-align: center;">  <p>c</p> </div> <div style="text-align: center;">  <p>c</p> </div> </div>			



TUESDAY ACTIVITY 2




	LOOK & SAY	I	want	to	swim
	SOUND OUT	c	a	p	cap
		c	a	n	can
	DRAW	<p>Draw and colour the pictures that start with /c/ in your book.</p> <p>Write the word under the picture</p> <div style="display: flex; justify-content: space-around; align-items: center;"> <div style="text-align: center;">  <p>cat</p> </div> <div style="text-align: center;">  <p>cap</p> </div> </div>			

WEDNESDAY ACTIVITY 1




	LOOK & SAY	I	want	to	swim
	SOUND OUT	k	k	k	k
		k	i	d	kid
	DRAW	<p>Draw and colour the pictures that start with /k/ in your book.</p> <p>Write a /k/ under the picture</p> <div style="display: flex; justify-content: space-around; align-items: center;"> <div style="text-align: center;">  <p>k</p> </div> <div style="text-align: center;">  <p>k</p> </div> </div>			

WEDNESDAY ACTIVITY 2




	LOOK & SAY	I	want	to	swim
	SOUND OUT	k	i	t	kit
		k	i	n	kin

	<p>DRAW</p>	<p>Draw and colour the pictures that start with /k/ in your book. Write the word under the picture</p> <div style="display: flex; justify-content: space-around; align-items: center;"> <div style="text-align: center;">  <p>kid</p> </div> <div style="text-align: center;">  <p>kit</p> </div> </div>
---	--------------------	---



THURSDAY ACTIVITY 1





	<p>LOOK & SAY</p>	<p>I</p>	<p>want</p>	<p>to</p>	<p>swim</p>
	<p>SOUND OUT</p>	<p>c</p>	<p>cat</p>	<p>cap</p>	<p>can</p>
		<p>k</p>	<p>kid</p>	<p>kit</p>	<p>kin</p>
	<p>DRAW</p>	<p>butterflies</p>			

THURSDAY ACTIVITY 2



	<p>LOOK & SAY</p>	<p>I</p>	<p>want</p>	<p>to</p>	<p>swim</p>
	<p>SOUND OUT</p>	<p>c</p>	<p>cat</p>	<p>cap</p>	<p>can</p>
		<p>k</p>	<p>kid</p>	<p>kit</p>	<p>kin</p>
	<p>DRAW</p>	<p>birds</p>			





FRIDAY ACTIVITY 1

	<p>LOOK & SAY</p>	<p>I</p>	<p>want</p>	<p>to</p>	<p>swim</p>
	<p>SOUND OUT</p>	<p>c</p>	<p>a</p>	<p>t</p>	<p>Cat</p>
		<p>k</p>	<p>i</p>	<p>n</p>	<p>kin</p>

	<p>DRAW</p>	<p>Draw and colour the pictures in your book. Write the word under the picture.</p> <div style="display: flex; justify-content: space-around; align-items: center;"> <div style="text-align: center;">  <p>kit</p> </div> <div style="text-align: center;">  <p>cap</p> </div> <div style="text-align: center;">  <p>can</p> </div> </div>		
---	--------------------	--	--	--

FRIDAY ACTIVITY 2

	<p>LOOK & SAY</p>	<p>I</p>	<p>want</p>	<p>to</p>	<p>swim</p>
	<p>SOUND OUT</p>	<p>c</p>	<p>o</p>	<p>t</p>	<p>cot</p>
		<p>k</p>	<p>i</p>	<p>d</p>	<p>kid</p>




	<p>DRAW</p>	<p>Draw and colour the pictures in your book. Write the word under the picture.</p> <div style="display: flex; justify-content: space-around; align-items: center;"> <div style="text-align: center;">  <p>cot</p> </div> <div style="text-align: center;">  <p>kid</p> </div> <div style="text-align: center;">  <p>cat</p> </div> </div>		
---	--------------------	--	--	--

HOME LANGUAGE WORKSHEET




ENGLISH GRADE 1 TERM 1

WEEK 9






MONDAY ACTIVITY 1

	LOOK & SAY	they	feel	happy	
	SOUND OUT	t	k	a	m
		s	o	c	d
	DRAW	How you feel			








MONDAY ACTIVITY 2

	LOOK & SAY	they	feel	happy	
	SOUND OUT	man	kid	dad	dot
		cap	pat	pig	sad
	DRAW	You feeling happy			






TUESDAY ACTIVITY 1

	LOOK & SAY	they	feel	happy	
	SOUND OUT	e	e	e	e
		m	e	n	men
	DRAW	<p>Draw and colour the pictures that starts with /e/ in your book.</p> <p>Write an /e/ under the picture</p> <div style="display: flex; justify-content: space-around; align-items: center;"> <div style="text-align: center;">  <p>e</p> </div> <div style="text-align: center;">  <p>e</p> </div> </div>			



TUESDAY ACTIVITY 2




	LOOK & SAY	they	feel	happy	
	SOUND OUT	n	e	t	net
		t	e	n	ten
	DRAW	<p>Draw and colour the pictures that have the sound /e/ in your book. Write the word under the picture</p> <div style="display: flex; justify-content: space-around; align-items: center;"> <div style="text-align: center;">   net </div> <div style="text-align: center;">   ten </div> </div>			

WEDNESDAY ACTIVITY 1

	LOOK & SAY	they	feel	happy	
	SOUND OUT	ck	ck	ck	ck
		k	i	ck	kick
	DRAW	<p>Draw and colour the pictures that end with /ck/ in your book. Write a /ck/ under the picture</p> <div style="display: flex; justify-content: space-around; align-items: center;"> <div style="text-align: center;">  ck </div> <div style="text-align: center;">  ck </div> </div>			

WEDNESDAY ACTIVITY 2




	LOOK & SAY	they	feel	happy	
	SOUND OUT	k	i	ck	kick
		s	i	ck	sick

	DRAW	Draw and colour the pictures that end with /ck/ in your book. Write the word under the picture			
		 kick	 sick		



THURSDAY ACTIVITY 1





	LOOK & SAY	they	feel	happy	
	SOUND OUT	e	net	men	ten
		ck	kick	sick	sock
	DRAW	Dan			

THURSDAY ACTIVITY 2

	LOOK & SAY	they	feel	happy	
	SOUND OUT	e	net	men	ten
		ck	kick	sick	sock
	DRAW	Dan's teacher			





FRIDAY ACTIVITY 1

	LOOK & SAY	they	feel	happy	
	SOUND OUT	m	e	n	men
		s	i	ck	sick

	<p>DRAW</p>	<p>Draw and colour the pictures in your book. Write the word under the picture.</p> <div style="display: flex; justify-content: space-around; align-items: center;"> <div style="text-align: center;">  <p>ten</p> </div> <div style="text-align: center;">  <p>sick</p> </div> <div style="text-align: center;">  <p>men</p> </div> </div>		
---	--------------------	---	--	--

FRIDAY ACTIVITY 2

	<p>LOOK & SAY</p>	<p>they</p>	<p>feel</p>	<p>happy</p>	
	<p>SOUND OUT</p>	<p>n</p>	<p>e</p>	<p>t</p>	<p>net</p>
		<p>k</p>	<p>i</p>	<p>ck</p>	<p>kick</p>




	<p>DRAW</p>	<p>Draw and colour the pictures in your book. Write the word under the picture.</p> <div style="display: flex; justify-content: space-around; align-items: center;"> <div style="text-align: center;">  <p>sock</p> </div> <div style="text-align: center;">  <p>kick</p> </div> <div style="text-align: center;">  <p>net</p> </div> </div>		
---	--------------------	--	--	--

HOME LANGUAGE WORKSHEET




ENGLISH GRADE 1 TERM 1

WEEK 10






MONDAY ACTIVITY 1

	LOOK & SAY	they	feel	angry	
	SOUND OUT	t	k	a	m
		s	o	c	d
	DRAW	How you feel			






MONDAY ACTIVITY 2

	LOOK & SAY	they	feel	angry	
	SOUND OUT	tap	kid	mat	dam
		sit	dot	cat	dad
	DRAW	You feeling angry			






TUESDAY ACTIVITY 1

	LOOK & SAY	they	feel	angry	
	SOUND OUT	p	i	n	pin
		n	e	ck	neck
	DRAW	<p>Draw and colour the pictures in your book. Write the sound it starts with under the picture.</p> <div style="display: flex; justify-content: space-around; align-items: center;"> <div style="text-align: center;">  <p>o</p> </div> <div style="text-align: center;">  <p>p</p> </div> </div>			


TUESDAY ACTIVITY 2




	LOOK & SAY	they	feel	angry	
	SOUND OUT	sat	pit	men	sick
		pig	tin	tap	pot
	DRAW	<p>Draw and colour the pictures in your book. Write the word under the picture</p> <div style="display: flex; justify-content: space-around; align-items: center;"> <div style="text-align: center;">  <p>sick</p> </div> <div style="text-align: center;">  <p>pig</p> </div> </div>			

WEDNESDAY ACTIVITY 1




	LOOK & SAY	they	feel	angry	
	SOUND OUT	pat	mop	dot	ten
		sock	net	got	pin
	DRAW	<p>Draw and colour the pictures in your book. Write the sound it starts with under the picture.</p> <div style="display: flex; justify-content: space-around; align-items: center;"> <div style="text-align: center;">  <p>k</p> </div> <div style="text-align: center;">  <p>s</p> </div> </div>			

WEDNESDAY ACTIVITY 2




	LOOK & SAY	they	feel	angry	
	SOUND OUT	sit	nap	tip	map
		dig	kit	kick	cap

	<p>DRAW</p>	<p>Draw and colour the pictures in your book. Write the word under the picture</p> <div style="display: flex; justify-content: space-around; align-items: center;"> <div style="text-align: center;">  <p>mop</p> </div> <div style="text-align: center;">  <p>ten</p> </div> </div>			
---	--------------------	---	--	--	--


THURSDAY ACTIVITY 1





	<p>LOOK & SAY</p>	they	feel	angry	
	<p>SOUND OUT</p>	kin	can	sad	man
		pick	cot	pit	dig
	<p>DRAW</p>	Buhlebendalo			

THURSDAY ACTIVITY 2


	<p>LOOK & SAY</p>	they	feel	angry	
	<p>SOUND OUT</p>	kick	kin	dot	sad
		mad	men	got	pin
	<p>DRAW</p>	Buhlebendalo looking sad			





FRIDAY ACTIVITY 1

	<p>LOOK & SAY</p>	they	feel	angry	
	<p>SOUND OUT</p>	tin	ten	tip	top
		pat	sat	cap	tap

	<p>DRAW</p>	<p>Draw and colour the pictures in your book. Write the word under the picture.</p> <div style="display: flex; justify-content: space-around; align-items: center;"> <div style="text-align: center;">  cat </div> <div style="text-align: center;">  sad </div> <div style="text-align: center;">  men </div> </div>		
---	--------------------	--	--	--

FRIDAY ACTIVITY 2

	<p>LOOK & SAY</p>	<p>they</p>	<p>feel</p>	<p>angry</p>	
	<p>SOUND OUT</p>	<p>kick</p>	<p>sick</p>	<p>sock</p>	<p>lock</p>
		<p>sad</p>	<p>dad</p>	<p>got</p>	<p>dot</p>




	<p>DRAW</p>	<p>Draw and colour the pictures in your book. Write the word under the picture.</p> <div style="display: flex; justify-content: space-around; align-items: center;"> <div style="text-align: center;">  sock </div> <div style="text-align: center;">  dig </div> <div style="text-align: center;">  net </div> </div>		
---	--------------------	---	--	--

HOME LANGUAGE WORKSHEET




ENGLISH GRADE 1 TERM 1

WEEK 3






MONDAY ACTIVITY 1

	LOOK & SAY	we	go	to	school
	SOUND OUT				
	DRAW	Your school			

MONDAY ACTIVITY 2





	LOOK & SAY	we	go	to	school
	SOUND OUT				
	DRAW	You at school			

TUESDAY ACTIVITY 1






	LOOK & SAY	we	go	to	school
	SOUND OUT	a	a	a	a
	DRAW	<p>Draw and colour the pictures that start with /a/ in your book</p> <div style="display: flex; justify-content: space-around; align-items: center;"> <div style="text-align: center;">  <p>a</p> </div> <div style="text-align: center;">  <p>a</p> </div> </div>			

TUESDAY ACTIVITY 2




	LOOK & SAY	we	go	to	school
---	------------	----	----	----	--------



	SOUND OUT	a	a	a	a
		a	a	a	a
	DRAW	Draw and colour the pictures that start with /a/ in your book			
		 a	 a		

WEDNESDAY ACTIVITY 1




	LOOK & SAY	we	go	to	school
	SOUND OUT	a	a	a	a
		s	s	s	s
	DRAW	Draw and colour the pictures that start with /s/ in your book			
		 s	 s		

WEDNESDAY ACTIVITY 2




	LOOK & SAY	we	go	to	school
	SOUND OUT	a	a	a	a
		s	s	s	s
	DRAW	Draw and colour the pictures that start with /s/ in your book			

		 s	 s
--	--	--	--



THURSDAY ACTIVITY 1





	LOOK & SAY	we	go	to	school
	SOUND OUT	a	a	a	a
		s	s	s	s
	DRAW	Jabu			

THURSDAY ACTIVITY 2



	LOOK & SAY	we	go	to	school
	SOUND OUT	a	a	a	a
		s	s	s	s
	DRAW	Ben			





FRIDAY ACTIVITY 1

	LOOK & SAY	we	go	to	school
	SOUND OUT	a	a	a	a
		s	s	s	s

	<p>DRAW</p>	<p>Draw and colour the pictures in your book. Write a /a/ or /s/ under the picture</p> <div style="display: flex; justify-content: space-around; align-items: center;"> <div style="text-align: center;">  <p>s</p> </div> <div style="text-align: center;">  <p>s</p> </div> <div style="text-align: center;">  <p>a</p> </div> </div>				
---	--------------------	--	--	--	--	--

FRIDAY ACTIVITY 2

	<p>LOOK & SAY</p>	<p>we</p>	<p>go</p>	<p>to</p>	<p>school</p>	
	<p>SOUND OUT</p>	<p>a</p>	<p>a</p>	<p>a</p>	<p>a</p>	<p>a</p>
		<p>s</p>	<p>s</p>	<p>s</p>	<p>s</p>	<p>s</p>

	<p>DRAW</p>	<p>Draw and colour the pictures in your book. Write a /a/ or /s/ under the picture</p> <div style="display: flex; justify-content: space-around; align-items: center;"> <div style="text-align: center;">  <p>a</p> </div> <div style="text-align: center;">  <p>s</p> </div> <div style="text-align: center;">  <p>a</p> </div> </div>				
--	--------------------	---	--	--	--	--

HOME LANGUAGE WORKSHEET

ENGLISH GRADE 1 TERM 1

WEEK 4






MONDAY ACTIVITY 1

	LOOK & SAY	I	like	to	read
	SOUND OUT	a	a	a	a
		s	s	s	s
	DRAW	You reading			






MONDAY ACTIVITY 2

	LOOK & SAY	I	like	to	read
	SOUND OUT	a	a	a	a
		s	s	s	s
	DRAW	A book			






TUESDAY ACTIVITY 1

	LOOK & SAY	I	like	to	read
	SOUND OUT	s	a	t	sat
		s	a	t	sat
	DRAW	<p>Draw and colour the pictures that start with /t/ in your book.</p> <p>Write a /t/ under the picture</p> <div style="display: flex; justify-content: space-around; align-items: center;"> <div style="text-align: center;">  <p>t</p> </div> <div style="text-align: center;">  <p>t</p> </div> </div>			

TUESDAY ACTIVITY 2


	LOOK & SAY	I	like	to	read
	SOUND OUT	s	a	t	sat
		s	a	t	sat
	DRAW	<p>Draw and colour the pictures that start with /t/ in your book.</p> <p>Write a /t/ under the picture</p>			
					
		t		t	




WEDNESDAY ACTIVITY 1

	LOOK & SAY	I	like	to	read
	SOUND OUT	t	t	t	t
		p	p	p	p
	DRAW	<p>Draw and colour the pictures that start with /p/ in your book.</p> <p>Write a /p/ under the picture</p>			
					
		p		p	

WEDNESDAY ACTIVITY 2

	LOOK & SAY	I	like	to	read
---	------------	---	------	----	------

	SOUND OUT	p	a	t	pat
		t	a	p	tap

	DRAW	<p>Draw and colour the pictures that start with /p/ in your book.</p> <p>Write a /p/ under the picture</p>			
		 <p>p</p>		 <p>p</p>	

THURSDAY ACTIVITY 1


	LOOK & SAY	I	like	to	read
	SOUND OUT	a	s	t	p
		sat	pat	tap	taps
	DRAW	Olwethu			





THURSDAY ACTIVITY 2

	LOOK & SAY	I	like	to	read
	SOUND OUT	s	t	a	p
		tap	pat	sat	pats
	DRAW	Olwethu at school			

FRIDAY ACTIVITY 1


	LOOK & SAY	I	like	to	read
---	------------	---	------	----	------





	SOUND OUT	P	a	t	pat
		t	a	p	tap

	DRAW	<p>Draw and colour the pictures in your book. Write a /t/ or /p/ under the picture.</p>			
		 t	 t	 p	

FRIDAY ACTIVITY 2

	LOOK & SAY	I	like	to	read
---	------------	---	------	----	------




	SOUND OUT	s	a	t	sat
		p	a	t	pat

	DRAW	<p>Draw and colour the pictures in your book. Write a /t/ or /p/ under the picture.</p>			
		 p	 p	 t	




HOME LANGUAGE WORKSHEET
ENGLISH GRADE 1 TERM 1

WEEK 5



MONDAY ACTIVITY 1




	LOOK & SAY	my	family	is	here
	SOUND OUT	p	t	a	s
		pat	tap	sat	pats
	DRAW	Your family			

MONDAY ACTIVITY 2






	LOOK & SAY	my	family	is	here
	SOUND OUT	tap	sat	pat	sap
		t	s	p	a
	DRAW	Your house			

TUESDAY ACTIVITY 1






	LOOK & SAY	my	family	is	here
	SOUND OUT	i	i	i	i
		s	i	t	sit

	DRAW	<p>Draw and colour the pictures that have the sound /i/ in your book. Write a /i/ under the picture</p>			
		 <p>i</p>		 <p>i</p>	



TUESDAY ACTIVITY 2




	LOOK & SAY	my	family	is	here
	SOUND OUT	p	i	t	pit
		t	i	p	tip
	DRAW	<p>Draw and colour the pictures that have the sound /i/ in your book. Write a /i/ under the picture</p> <div style="display: flex; justify-content: space-around; align-items: center;"> <div style="text-align: center;">  <p>i</p> </div> <div style="text-align: center;">  <p>i</p> </div> </div>			

WEDNESDAY ACTIVITY 1




	LOOK & SAY	my	family	is	here
	SOUND OUT	n	n	n	n
		n	a	p	nap
	DRAW	<p>Draw and colour the pictures that start with /n/ in your book. Write a /n/ under the picture</p> <div style="display: flex; justify-content: space-around; align-items: center;"> <div style="text-align: center;">  <p>n</p> </div> <div style="text-align: center;">  <p>n</p> </div> </div>			

WEDNESDAY ACTIVITY 2




	LOOK & SAY	my	family	is	here
	SOUND OUT	p	i	n	pin

		t	i	n	tin
	DRAW	Draw and colour the pictures that start with /n/ in your book. Write a /n/ under the picture			
					
		n		n	



THURSDAY ACTIVITY 1





	LOOK & SAY	my	family	is	here
	SOUND OUT	sat	pat	tap	sit
		pin	tin	nap	pit
	DRAW	Bongi			

THURSDAY ACTIVITY 2



	LOOK & SAY	my	family	is	here
	SOUND OUT	i	sit	pit	tip
		n	nap	pin	tin
	DRAW	Bongi's family			





FRIDAY ACTIVITY 1

	LOOK & SAY	my	family	is	here
	SOUND OUT	s	i	t	Sit
		n	a	p	nap

	DRAW	<p>Draw and colour the pictures in your book. Write a /i/ or /n/ under the picture.</p> <div style="display: flex; justify-content: space-around; align-items: center;"> <div style="text-align: center;">  i </div> <div style="text-align: center;">  n </div> <div style="text-align: center;">  n </div> </div>
---	------	---

FRIDAY ACTIVITY 2

	LOOK & SAY	my	family	is	here
	SOUND OUT	t	i	p	tip
		p	i	n	pin




	DRAW	<p>Draw and colour the pictures in your book. Write a /i/ or /n/ under the picture.</p> <div style="display: flex; justify-content: space-around; align-items: center;"> <div style="text-align: center;">  i </div> <div style="text-align: center;">  n </div> <div style="text-align: center;">  i </div> </div>
---	------	---

HOME LANGUAGE WORKSHEET




ENGLISH GRADE 1 TERM 1

WEEK 6



MONDAY ACTIVITY 1




	LOOK & SAY	I	love	you	
	SOUND OUT	a	s	t	p
		i	n	sit	pan
	DRAW	A heart			

MONDAY ACTIVITY 2






	LOOK & SAY	I	love	you	
	SOUND OUT	n	a	p	nap
		t	i	p	tip
	DRAW	Someone you love			

TUESDAY ACTIVITY 1






	LOOK & SAY	I	love	you	
	SOUND OUT	m	m	m	m
		m	a	n	man

	DRAW	<p>Draw and colour the pictures that start with /m/ in your book.</p> <p>Write a /m/ under the picture</p> <div style="display: flex; justify-content: space-around; align-items: center;"> <div style="text-align: center;">  <p>m</p> </div> <div style="text-align: center;">  <p>m</p> </div> </div>			
---	------	--	--	--	--






TUESDAY ACTIVITY 2

	LOOK & SAY	I	love	you	
	SOUND OUT	m	a	t	mat
		m	a	p	map
	DRAW	<p>Draw and colour the pictures that start with /m/ in your book.</p> <p>Write the word under the picture</p> <div style="display: flex; justify-content: space-around; align-items: center;"> <div style="text-align: center;">  man </div> <div style="text-align: center;">  mat </div> </div>			




WEDNESDAY ACTIVITY 1

	LOOK & SAY	I	love	you	
	SOUND OUT	d	d	d	d
		s	a	d	sad
	DRAW	<p>Draw and colour the pictures that start with /d/ in your book.</p> <p>Write a /d/ under the picture</p> <div style="display: flex; justify-content: space-around; align-items: center;"> <div style="text-align: center;">  d </div> <div style="text-align: center;">  d </div> </div>			

WEDNESDAY ACTIVITY 2

	LOOK & SAY	I	love	you	
	SOUND OUT	d	a	d	dad
		d	a	m	dam
	DRAW	<p>Draw and colour the pictures that start with /d/ in your book. Write the word under the picture</p> <div style="display: flex; justify-content: space-around; align-items: center;"> <div style="text-align: center;">  <p>dad</p> </div> <div style="text-align: center;">  <p>dam</p> </div> </div>			







THURSDAY ACTIVITY 1

	LOOK & SAY	I	love	you	
	SOUND OUT	m	map	man	mat
		d	dam	dad	sad
	DRAW	Tseko			







THURSDAY ACTIVITY 2

	LOOK & SAY	I	love	you	
	SOUND OUT	m	map	man	mat
		d	dam	dad	sad
	DRAW	Tseko's baby sister			

FRIDAY ACTIVITY 1

	LOOK & SAY	I	love	you	
	SOUND OUT	s	a	d	sad
		m	a	d	mad
	DRAW	<p>Draw and colour the pictures in your book. Write the word under the picture.</p> <div style="display: flex; justify-content: space-around; align-items: center;"> <div style="text-align: center;">  <p>mat</p> </div> <div style="text-align: center;">  <p>dad</p> </div> <div style="text-align: center;">  <p>dam</p> </div> </div>			

FRIDAY ACTIVITY 2




	LOOK & SAY	I	love	you	
	SOUND OUT	d	a	d	dad
		m	a	p	map
	DRAW	<p>Draw and colour the pictures in your book. Write the word under the picture.</p> <div style="display: flex; justify-content: space-around; align-items: center;"> <div style="text-align: center;">  <p>man</p> </div> <div style="text-align: center;">  <p>sad</p> </div> <div style="text-align: center;">  <p>map</p> </div> </div>			

HOME LANGUAGE WORKSHEET




ENGLISH GRADE 1 TERM 1

WEEK 7



MONDAY ACTIVITY 1




	LOOK & SAY	we	play	outside	
	SOUND OUT	a	s	t	p
		i	n	m	d
	DRAW	You outside			

MONDAY ACTIVITY 2






	LOOK & SAY	we	play	outside	
	SOUND OUT	man	sit	dad	tin
		tap	pat	map	sad
	DRAW	You playing outside			

TUESDAY ACTIVITY 1






	LOOK & SAY	we	play	outside	
	SOUND OUT	o	o	o	o
		p	o	t	pot

	DRAW	<p>Draw and colour the pictures that starts with /o/ in your book.</p> <p>Write an /o/ under the picture</p>			
					
		o		o	






TUESDAY ACTIVITY 2

	LOOK & SAY	we	play	outside	
	SOUND OUT	p	o	t	pot
		m	o	p	mop
	DRAW	<p>Draw and colour the pictures that have the sound /o/ in your book. Write the word under the picture</p> <div style="display: flex; justify-content: space-around; align-items: center;"> <div style="text-align: center;">  mop </div> <div style="text-align: center;">  pot </div> </div>			




WEDNESDAY ACTIVITY 1

	LOOK & SAY	we	play	outside	
	SOUND OUT	g	g	g	g
		g	o	t	got
	DRAW	<p>Draw and colour the pictures that start with /g/ in your book. Write a /g/ under the picture</p> <div style="display: flex; justify-content: space-around; align-items: center;"> <div style="text-align: center;">  g </div> <div style="text-align: center;">  g </div> </div>			




WEDNESDAY ACTIVITY 2

	LOOK & SAY	we	play	outside	
	SOUND OUT	p	i	g	pig
		d	i	g	dig
	DRAW	<p>Draw and colour the pictures that have the sound /g/ in your book. Write the word under the picture</p> <div style="display: flex; justify-content: space-around; align-items: center;"> <div style="text-align: center;">  pig </div> <div style="text-align: center;">  dig </div> </div>			







THURSDAY ACTIVITY 1

	LOOK & SAY	we	play	outside	
	SOUND OUT	o	pot	mop	dot
		g	got	pig	dig
	DRAW	Karabo, Tshepo and Cathy feeling hot			







THURSDAY ACTIVITY 2

	LOOK & SAY	we	play	outside	
	SOUND OUT	o	pot	mop	dot
		g	got	pig	dig
	DRAW	Karabo swimming			

FRIDAY ACTIVITY 1

	LOOK & SAY	we	play	outside	
	SOUND OUT	p	i	g	pig
		m	o	p	mop
	DRAW	<p>Draw and colour the pictures in your book. Write the word under the picture.</p> <div style="display: flex; justify-content: space-around; align-items: center;"> <div style="text-align: center;">  <p>mop</p> </div> <div style="text-align: center;">  <p>dig</p> </div> <div style="text-align: center;">  <p>pot</p> </div> </div>			

FRIDAY ACTIVITY 2




	LOOK & SAY	we	play	outside	
	SOUND OUT	d	o	g	dog
		d	o	t	dot
	DRAW	<p>Draw and colour the pictures in your book. Write the word under the picture.</p> <div style="display: flex; justify-content: space-around; align-items: center;"> <div style="text-align: center;">  <p>pig</p> </div> <div style="text-align: center;">  <p>dot</p> </div> <div style="text-align: center;">  <p>dog</p> </div> </div>			

HOME LANGUAGE WORKSHEET




ENGLISH GRADE 1 TERM 1

WEEK 8






MONDAY ACTIVITY 1

	LOOK & SAY	I	want	to	swim
	SOUND OUT	t	p	a	m
		s	o	g	d
	DRAW	You by the pool			






MONDAY ACTIVITY 2

	LOOK & SAY	I	want	to	swim
	SOUND OUT	man	sit	dad	dot
		tap	pat	pig	sad
	DRAW	You swimming			






TUESDAY ACTIVITY 1

	LOOK & SAY	I	want	to	swim
	SOUND OUT	c	c	c	c
		c	a	t	cat
	DRAW	<p>Draw and colour the pictures that starts with /c/ in your book.</p> <p>Write a /c/ under the picture</p> <div style="display: flex; justify-content: space-around; align-items: center;"> <div style="text-align: center;">  <p>c</p> </div> <div style="text-align: center;">  <p>c</p> </div> </div>			



TUESDAY ACTIVITY 2




	LOOK & SAY	I	want	to	swim
	SOUND OUT	c	a	p	cap
		c	a	n	can
	DRAW	<p>Draw and colour the pictures that start with /c/ in your book.</p> <p>Write the word under the picture</p> <div style="display: flex; justify-content: space-around; align-items: center;"> <div style="text-align: center;">  <p>cat</p> </div> <div style="text-align: center;">  <p>cap</p> </div> </div>			

WEDNESDAY ACTIVITY 1




	LOOK & SAY	I	want	to	swim
	SOUND OUT	k	k	k	k
		k	i	d	kid
	DRAW	<p>Draw and colour the pictures that start with /k/ in your book.</p> <p>Write a /k/ under the picture</p> <div style="display: flex; justify-content: space-around; align-items: center;"> <div style="text-align: center;">  <p>k</p> </div> <div style="text-align: center;">  <p>k</p> </div> </div>			

WEDNESDAY ACTIVITY 2




	LOOK & SAY	I	want	to	swim
	SOUND OUT	k	i	t	kit
		k	i	n	kin

	<p>DRAW</p>	<p>Draw and colour the pictures that start with /k/ in your book. Write the word under the picture</p> <div style="display: flex; justify-content: space-around; align-items: center;"> <div style="text-align: center;">  <p>kid</p> </div> <div style="text-align: center;">  <p>kit</p> </div> </div>
---	--------------------	---



THURSDAY ACTIVITY 1





	<p>LOOK & SAY</p>	<p>I</p>	<p>want</p>	<p>to</p>	<p>swim</p>
	<p>SOUND OUT</p>	<p>c</p>	<p>cat</p>	<p>cap</p>	<p>can</p>
		<p>k</p>	<p>kid</p>	<p>kit</p>	<p>kin</p>
	<p>DRAW</p>	<p>butterflies</p>			

THURSDAY ACTIVITY 2



	<p>LOOK & SAY</p>	<p>I</p>	<p>want</p>	<p>to</p>	<p>swim</p>
	<p>SOUND OUT</p>	<p>c</p>	<p>cat</p>	<p>cap</p>	<p>can</p>
		<p>k</p>	<p>kid</p>	<p>kit</p>	<p>kin</p>
	<p>DRAW</p>	<p>birds</p>			





FRIDAY ACTIVITY 1

	<p>LOOK & SAY</p>	<p>I</p>	<p>want</p>	<p>to</p>	<p>swim</p>
	<p>SOUND OUT</p>	<p>c</p>	<p>a</p>	<p>t</p>	<p>Cat</p>
		<p>k</p>	<p>i</p>	<p>n</p>	<p>kin</p>

	<p>DRAW</p>	<p>Draw and colour the pictures in your book. Write the word under the picture.</p> <div style="display: flex; justify-content: space-around; align-items: center;"> <div style="text-align: center;">  <p>kit</p> </div> <div style="text-align: center;">  <p>cap</p> </div> <div style="text-align: center;">  <p>can</p> </div> </div>		
---	--------------------	--	--	--

FRIDAY ACTIVITY 2

	<p>LOOK & SAY</p>	<p>I</p>	<p>want</p>	<p>to</p>	<p>swim</p>
	<p>SOUND OUT</p>	<p>c</p>	<p>o</p>	<p>t</p>	<p>cot</p>
		<p>k</p>	<p>i</p>	<p>d</p>	<p>kid</p>




	<p>DRAW</p>	<p>Draw and colour the pictures in your book. Write the word under the picture.</p> <div style="display: flex; justify-content: space-around; align-items: center;"> <div style="text-align: center;">  <p>cot</p> </div> <div style="text-align: center;">  <p>kid</p> </div> <div style="text-align: center;">  <p>cat</p> </div> </div>		
---	--------------------	--	--	--

HOME LANGUAGE WORKSHEET




ENGLISH GRADE 1 TERM 1

WEEK 9






MONDAY ACTIVITY 1

	LOOK & SAY	they	feel	happy	
	SOUND OUT	t	k	a	m
		s	o	c	d
	DRAW	How you feel			







MONDAY ACTIVITY 2

	LOOK & SAY	they	feel	happy	
	SOUND OUT	man	kid	dad	dot
		cap	pat	pig	sad
	DRAW	You feeling happy			






TUESDAY ACTIVITY 1

	LOOK & SAY	they	feel	happy	
	SOUND OUT	e	e	e	e
		m	e	n	men
	DRAW	<p>Draw and colour the pictures that starts with /e/ in your book.</p> <p>Write an /e/ under the picture</p> <div style="display: flex; justify-content: space-around; align-items: center;"> <div style="text-align: center;">  <p>e</p> </div> <div style="text-align: center;">  <p>e</p> </div> </div>			



TUESDAY ACTIVITY 2




	LOOK & SAY	they	feel	happy	
	SOUND OUT	n	e	t	net
		t	e	n	ten
	DRAW	<p>Draw and colour the pictures that have the sound /e/ in your book. Write the word under the picture</p> <div style="display: flex; justify-content: space-around; align-items: center;"> <div style="text-align: center;">   net </div> <div style="text-align: center;">  ten </div> </div>			

WEDNESDAY ACTIVITY 1

	LOOK & SAY	they	feel	happy	
	SOUND OUT	ck	ck	ck	ck
		k	i	ck	kick
	DRAW	<p>Draw and colour the pictures that end with /ck/ in your book. Write a /ck/ under the picture</p> <div style="display: flex; justify-content: space-around; align-items: center;"> <div style="text-align: center;">  ck </div> <div style="text-align: center;">  ck </div> </div>			

WEDNESDAY ACTIVITY 2




	LOOK & SAY	they	feel	happy	
	SOUND OUT	k	i	ck	kick
		s	i	ck	sick

	DRAW	Draw and colour the pictures that end with /ck/ in your book. Write the word under the picture
		<div style="display: flex; justify-content: space-around; align-items: center;"> <div style="text-align: center;">  kick </div> <div style="text-align: center;">  sick </div> </div>



THURSDAY ACTIVITY 1





	LOOK & SAY	they	feel	happy	
	SOUND OUT	e	net	men	ten
		ck	kick	sick	sock
	DRAW	Dan			

THURSDAY ACTIVITY 2

	LOOK & SAY	they	feel	happy	
	SOUND OUT	e	net	men	ten
		ck	kick	sick	sock
	DRAW	Dan's teacher			





FRIDAY ACTIVITY 1

	LOOK & SAY	they	feel	happy	
	SOUND OUT	m	e	n	men
		s	i	ck	sick

	<p>DRAW</p>	<p>Draw and colour the pictures in your book. Write the word under the picture.</p> <div style="display: flex; justify-content: space-around; align-items: center;"> <div style="text-align: center;">  <p>ten</p> </div> <div style="text-align: center;">  <p>sick</p> </div> <div style="text-align: center;">  <p>men</p> </div> </div>		
---	--------------------	---	--	--

FRIDAY ACTIVITY 2

	<p>LOOK & SAY</p>	<p>they</p>	<p>feel</p>	<p>happy</p>	
	<p>SOUND OUT</p>	<p>n</p>	<p>e</p>	<p>t</p>	<p>net</p>
		<p>k</p>	<p>i</p>	<p>ck</p>	<p>kick</p>




	<p>DRAW</p>	<p>Draw and colour the pictures in your book. Write the word under the picture.</p> <div style="display: flex; justify-content: space-around; align-items: center;"> <div style="text-align: center;">  <p>sock</p> </div> <div style="text-align: center;">  <p>kick</p> </div> <div style="text-align: center;">  <p>net</p> </div> </div>		
---	--------------------	--	--	--

HOME LANGUAGE WORKSHEET




ENGLISH GRADE 1 TERM 1

WEEK 10






MONDAY ACTIVITY 1

	LOOK & SAY	they	feel	angry	
	SOUND OUT	t	k	a	m
		s	o	c	d
	DRAW	How you feel			






MONDAY ACTIVITY 2

	LOOK & SAY	they	feel	angry	
	SOUND OUT	tap	kid	mat	dam
		sit	dot	cat	dad
	DRAW	You feeling angry			






TUESDAY ACTIVITY 1

	LOOK & SAY	they	feel	angry	
	SOUND OUT	p	i	n	pin
		n	e	ck	neck
	DRAW	<p>Draw and colour the pictures in your book. Write the sound it starts with under the picture.</p> <div style="display: flex; justify-content: space-around; align-items: center;"> <div style="text-align: center;">  <p>o</p> </div> <div style="text-align: center;">  <p>p</p> </div> </div>			


TUESDAY ACTIVITY 2




	LOOK & SAY	they	feel	angry	
	SOUND OUT	sat	pit	men	sick
		pig	tin	tap	pot
	DRAW	<p>Draw and colour the pictures in your book. Write the word under the picture</p> <div style="display: flex; justify-content: space-around; align-items: center;"> <div style="text-align: center;">  sick </div> <div style="text-align: center;">  pig </div> </div>			

WEDNESDAY ACTIVITY 1




	LOOK & SAY	they	feel	angry	
	SOUND OUT	pat	mop	dot	ten
		sock	net	got	pin
	DRAW	<p>Draw and colour the pictures in your book. Write the sound it starts with under the picture.</p> <div style="display: flex; justify-content: space-around; align-items: center;"> <div style="text-align: center;">  k </div> <div style="text-align: center;">  s </div> </div>			

WEDNESDAY ACTIVITY 2




	LOOK & SAY	they	feel	angry	
	SOUND OUT	sit	nap	tip	map
		dig	kit	kick	cap

	DRAW	<p>Draw and colour the pictures in your book. Write the word under the picture</p> <div style="display: flex; justify-content: space-around; align-items: center;"> <div style="text-align: center;">  <p>mop</p> </div> <div style="text-align: center;">  <p>ten</p> </div> </div>
---	-------------	---


THURSDAY ACTIVITY 1





	LOOK & SAY	they	feel	angry	
	SOUND OUT	kin	can	sad	man
		pick	cot	pit	dig
	DRAW	Buhlebendalo			

THURSDAY ACTIVITY 2



	LOOK & SAY	they	feel	angry	
	SOUND OUT	kick	kin	dot	sad
		mad	men	got	pin
	DRAW	Buhlebendalo looking sad			





FRIDAY ACTIVITY 1

	LOOK & SAY	they	feel	angry	
	SOUND OUT	tin	ten	tip	top
		pat	sat	cap	tap

	<p>DRAW</p>	<p>Draw and colour the pictures in your book. Write the word under the picture.</p> <div style="display: flex; justify-content: space-around; align-items: center;"> <div style="text-align: center;">  cat </div> <div style="text-align: center;">  sad </div> <div style="text-align: center;">  men </div> </div>		
---	--------------------	--	--	--

FRIDAY ACTIVITY 2

	<p>LOOK & SAY</p>	<p>they</p>	<p>feel</p>	<p>angry</p>	
	<p>SOUND OUT</p>	<p>kick</p>	<p>sick</p>	<p>sock</p>	<p>lock</p>
		<p>sad</p>	<p>dad</p>	<p>got</p>	<p>dot</p>




	<p>DRAW</p>	<p>Draw and colour the pictures in your book. Write the word under the picture.</p> <div style="display: flex; justify-content: space-around; align-items: center;"> <div style="text-align: center;">  sock </div> <div style="text-align: center;">  dig </div> <div style="text-align: center;">  net </div> </div>		
---	--------------------	---	--	--

HOME LANGUAGE WORKSHEET




ENGLISH GRADE 1 TERM 1

WEEK 3






MONDAY ACTIVITY 1

	LOOK & SAY	we	go	to	school
	SOUND OUT				
	DRAW	Your school			

MONDAY ACTIVITY 2





	LOOK & SAY	we	go	to	school
	SOUND OUT				
	DRAW	You at school			

TUESDAY ACTIVITY 1






	LOOK & SAY	we	go	to	school
	SOUND OUT	a	a	a	a
	DRAW	<p>Draw and colour the pictures that start with /a/ in your book</p> <div style="display: flex; justify-content: space-around; align-items: center;"> <div style="text-align: center;">  <p>a</p> </div> <div style="text-align: center;">  <p>a</p> </div> </div>			

TUESDAY ACTIVITY 2




	LOOK & SAY	we	go	to	school
---	------------	----	----	----	--------



	SOUND OUT	a	a	a	a
		a	a	a	a
	DRAW	Draw and colour the pictures that start with /a/ in your book			
					
		a		a	

WEDNESDAY ACTIVITY 1




	LOOK & SAY	we	go	to	school
	SOUND OUT	a	a	a	a
		s	s	s	s
	DRAW	Draw and colour the pictures that start with /s/ in your book			
					
		s		s	

WEDNESDAY ACTIVITY 2




	LOOK & SAY	we	go	to	school
	SOUND OUT	a	a	a	a
		s	s	s	s
	DRAW	Draw and colour the pictures that start with /s/ in your book			

		 <p style="text-align: center;">s</p>	 <p style="text-align: center;">s</p>
--	--	--	--



THURSDAY ACTIVITY 1





	LOOK & SAY	we	go	to	school
	SOUND OUT	a	a	a	a
		s	s	s	s
	DRAW	Jabu			

THURSDAY ACTIVITY 2



	LOOK & SAY	we	go	to	school
	SOUND OUT	a	a	a	a
		s	s	s	s
	DRAW	Ben			





FRIDAY ACTIVITY 1

	LOOK & SAY	we	go	to	school
	SOUND OUT	a	a	a	a
		s	s	s	s

	<p>DRAW</p>	<p>Draw and colour the pictures in your book. Write a /a/ or /s/ under the picture</p> <div style="display: flex; justify-content: space-around; align-items: center;"> <div style="text-align: center;">  <p>s</p> </div> <div style="text-align: center;">  <p>s</p> </div> <div style="text-align: center;">  <p>a</p> </div> </div>
---	--------------------	--

FRIDAY ACTIVITY 2

	<p>LOOK & SAY</p>	<p>we</p>	<p>go</p>	<p>to</p>	<p>school</p>	
	<p>SOUND OUT</p>	<p>a</p>	<p>a</p>	<p>a</p>	<p>a</p>	<p>a</p>
		<p>s</p>	<p>s</p>	<p>s</p>	<p>s</p>	<p>s</p>

	<p>DRAW</p>	<p>Draw and colour the pictures in your book. Write a /a/ or /s/ under the picture</p> <div style="display: flex; justify-content: space-around; align-items: center;"> <div style="text-align: center;">  <p>a</p> </div> <div style="text-align: center;">  <p>s</p> </div> <div style="text-align: center;">  <p>a</p> </div> </div>
--	--------------------	---

HOME LANGUAGE WORKSHEET

ENGLISH GRADE 1 TERM 1

WEEK 4






MONDAY ACTIVITY 1

	LOOK & SAY	I	like	to	read
	SOUND OUT	a	a	a	a
		s	s	s	s
	DRAW	You reading			






MONDAY ACTIVITY 2

	LOOK & SAY	I	like	to	read
	SOUND OUT	a	a	a	a
		s	s	s	s
	DRAW	A book			






TUESDAY ACTIVITY 1

	LOOK & SAY	I	like	to	read
	SOUND OUT	s	a	t	sat
		s	a	t	sat
	DRAW	<p>Draw and colour the pictures that start with /t/ in your book.</p> <p>Write a /t/ under the picture</p> <div style="display: flex; justify-content: space-around; align-items: center;"> <div style="text-align: center;">  <p>t</p> </div> <div style="text-align: center;">  <p>t</p> </div> </div>			

TUESDAY ACTIVITY 2


	LOOK & SAY	I	like	to	read
	SOUND OUT	s	a	t	sat
		s	a	t	sat
	DRAW	<p>Draw and colour the pictures that start with /t/ in your book.</p> <p>Write a /t/ under the picture</p> <div style="display: flex; justify-content: space-around; align-items: center;"> <div style="text-align: center;">  t </div> <div style="text-align: center;">  t </div> </div>			




WEDNESDAY ACTIVITY 1

	LOOK & SAY	I	like	to	read
	SOUND OUT	t	t	t	t
		p	p	p	p
	DRAW	<p>Draw and colour the pictures that start with /p/ in your book.</p> <p>Write a /p/ under the picture</p> <div style="display: flex; justify-content: space-around; align-items: center;"> <div style="text-align: center;">  p </div> <div style="text-align: center;">  p </div> </div>			

WEDNESDAY ACTIVITY 2

	LOOK & SAY	I	like	to	read
---	------------	---	------	----	------

	SOUND OUT	p	a	t	pat
		t	a	p	tap

	DRAW	<p>Draw and colour the pictures that start with /p/ in your book.</p> <p>Write a /p/ under the picture</p>			
		 <p>p</p>		 <p>p</p>	

THURSDAY ACTIVITY 1


	LOOK & SAY	I	like	to	read
	SOUND OUT	a	s	t	p
		sat	pat	tap	taps
	DRAW	Olwethu			





THURSDAY ACTIVITY 2

	LOOK & SAY	I	like	to	read
	SOUND OUT	s	t	a	p
		tap	pat	sat	pats
	DRAW	Olwethu at school			

FRIDAY ACTIVITY 1


	LOOK & SAY	I	like	to	read
---	------------	---	------	----	------





	SOUND OUT	P	a	t	pat
		t	a	p	tap

	DRAW	Draw and colour the pictures in your book. Write a /t/ or /p/ under the picture.			
		 t	 t	 p	

FRIDAY ACTIVITY 2

	LOOK & SAY	I	like	to	read
---	------------	---	------	----	------




	SOUND OUT	s	a	t	sat
		p	a	t	pat

	DRAW	Draw and colour the pictures in your book. Write a /t/ or /p/ under the picture.			
		 p	 p	 t	




HOME LANGUAGE WORKSHEET
ENGLISH GRADE 1 TERM 1

WEEK 5



MONDAY ACTIVITY 1




	LOOK & SAY	my	family	is	here
	SOUND OUT	p	t	a	s
		pat	tap	sat	pats
	DRAW	Your family			

MONDAY ACTIVITY 2






	LOOK & SAY	my	family	is	here
	SOUND OUT	tap	sat	pat	sap
		t	s	p	a
	DRAW	Your house			

TUESDAY ACTIVITY 1






	LOOK & SAY	my	family	is	here
	SOUND OUT	i	i	i	i
		s	i	t	sit

	DRAW	<p>Draw and colour the pictures that have the sound /i/ in your book. Write a /i/ under the picture</p>			
		 <p style="text-align: center;">i</p>		 <p style="text-align: center;">i</p>	



TUESDAY ACTIVITY 2




	LOOK & SAY	my	family	is	here
	SOUND OUT	p	i	t	pit
		t	i	p	tip
	DRAW	<p>Draw and colour the pictures that have the sound /i/ in your book. Write a /i/ under the picture</p> <div style="display: flex; justify-content: space-around; align-items: center;"> <div style="text-align: center;">  <p>i</p> </div> <div style="text-align: center;">  <p>i</p> </div> </div>			

WEDNESDAY ACTIVITY 1




	LOOK & SAY	my	family	is	here
	SOUND OUT	n	n	n	n
		n	a	p	nap
	DRAW	<p>Draw and colour the pictures that start with /n/ in your book. Write a /n/ under the picture</p> <div style="display: flex; justify-content: space-around; align-items: center;"> <div style="text-align: center;">  <p>n</p> </div> <div style="text-align: center;">  <p>n</p> </div> </div>			

WEDNESDAY ACTIVITY 2




	LOOK & SAY	my	family	is	here
	SOUND OUT	p	i	n	pin

		t	i	n	tin
	DRAW	<p>Draw and colour the pictures that start with /n/ in your book. Write a /n/ under the picture</p> <div style="display: flex; justify-content: space-around; align-items: center;"> <div style="text-align: center;">  <p>n</p> </div> <div style="text-align: center;">  <p>n</p> </div> </div>			



THURSDAY ACTIVITY 1





	LOOK & SAY	my	family	is	here
	SOUND OUT	sat	pat	tap	sit
		pin	tin	nap	pit
	DRAW	Bongi			

THURSDAY ACTIVITY 2



	LOOK & SAY	my	family	is	here
	SOUND OUT	i	sit	pit	tip
		n	nap	pin	tin
	DRAW	Bongi's family			





FRIDAY ACTIVITY 1

	LOOK & SAY	my	family	is	here
	SOUND OUT	s	i	t	Sit
		n	a	p	nap

	DRAW	<p>Draw and colour the pictures in your book. Write a /i/ or /n/ under the picture.</p> <div style="display: flex; justify-content: space-around; align-items: center;"> <div style="text-align: center;">  <p>i</p> </div> <div style="text-align: center;">  <p>n</p> </div> <div style="text-align: center;">  <p>n</p> </div> </div>
---	------	--

FRIDAY ACTIVITY 2

	LOOK & SAY	my	family	is	here
	SOUND OUT	t	i	p	tip
		p	i	n	pin




	DRAW	<p>Draw and colour the pictures in your book. Write a /i/ or /n/ under the picture.</p> <div style="display: flex; justify-content: space-around; align-items: center;"> <div style="text-align: center;">  <p>i</p> </div> <div style="text-align: center;">  <p>n</p> </div> <div style="text-align: center;">  <p>i</p> </div> </div>
---	------	--

HOME LANGUAGE WORKSHEET




ENGLISH GRADE 1 TERM 1

WEEK 6






MONDAY ACTIVITY 1

	LOOK & SAY	I	love	you	
	SOUND OUT	a	s	t	p
		i	n	sit	pan
	DRAW	A heart			






MONDAY ACTIVITY 2

	LOOK & SAY	I	love	you	
	SOUND OUT	n	a	p	nap
		t	i	p	tip
	DRAW	Someone you love			






TUESDAY ACTIVITY 1

	LOOK & SAY	I	love	you	
	SOUND OUT	m	m	m	m
		m	a	n	man
	DRAW	<p>Draw and colour the pictures that start with /m/ in your book.</p> <p>Write a /m/ under the picture</p> <div style="display: flex; justify-content: space-around; align-items: center;"> <div style="text-align: center;">  <p>m</p> </div> <div style="text-align: center;">  <p>m</p> </div> </div>			






TUESDAY ACTIVITY 2

	LOOK & SAY	I	love	you	
	SOUND OUT	m	a	t	mat
		m	a	p	map
	DRAW	<p>Draw and colour the pictures that start with /m/ in your book.</p> <p>Write the word under the picture</p> <div style="display: flex; justify-content: space-around; align-items: center;"> <div style="text-align: center;">  man </div> <div style="text-align: center;">  mat </div> </div>			




WEDNESDAY ACTIVITY 1

	LOOK & SAY	I	love	you	
	SOUND OUT	d	d	d	d
		s	a	d	sad
	DRAW	<p>Draw and colour the pictures that start with /d/ in your book.</p> <p>Write a /d/ under the picture</p> <div style="display: flex; justify-content: space-around; align-items: center;"> <div style="text-align: center;">  d </div> <div style="text-align: center;">  d </div> </div>			

WEDNESDAY ACTIVITY 2

	LOOK & SAY	I	love	you	
	SOUND OUT	d	a	d	dad
		d	a	m	dam
	DRAW	<p>Draw and colour the pictures that start with /d/ in your book. Write the word under the picture</p> <div style="display: flex; justify-content: space-around; align-items: center;"> <div style="text-align: center;">  <p>dad</p> </div> <div style="text-align: center;">  <p>dam</p> </div> </div>			







THURSDAY ACTIVITY 1

	LOOK & SAY	I	love	you	
	SOUND OUT	m	map	man	mat
		d	dam	dad	sad
	DRAW	Tseko			







THURSDAY ACTIVITY 2

	LOOK & SAY	I	love	you	
	SOUND OUT	m	map	man	mat
		d	dam	dad	sad
	DRAW	Tseko's baby sister			

FRIDAY ACTIVITY 1

	LOOK & SAY	I	love	you	
	SOUND OUT	s	a	d	sad
		m	a	d	mad
	DRAW	<p>Draw and colour the pictures in your book. Write the word under the picture.</p> <div style="display: flex; justify-content: space-around; align-items: center;"> <div style="text-align: center;">  mat </div> <div style="text-align: center;">  dad </div> <div style="text-align: center;">  dam </div> </div>			

FRIDAY ACTIVITY 2




	LOOK & SAY	I	love	you	
	SOUND OUT	d	a	d	dad
		m	a	p	map
	DRAW	<p>Draw and colour the pictures in your book. Write the word under the picture.</p> <div style="display: flex; justify-content: space-around; align-items: center;"> <div style="text-align: center;">  man </div> <div style="text-align: center;">  sad </div> <div style="text-align: center;">  map </div> </div>			

HOME LANGUAGE WORKSHEET




ENGLISH GRADE 1 TERM 1

WEEK 7



MONDAY ACTIVITY 1




	LOOK & SAY	we	play	outside	
	SOUND OUT	a	s	t	p
		i	n	m	d
	DRAW	You outside			

MONDAY ACTIVITY 2






	LOOK & SAY	we	play	outside	
	SOUND OUT	man	sit	dad	tin
		tap	pat	map	sad
	DRAW	You playing outside			

TUESDAY ACTIVITY 1






	LOOK & SAY	we	play	outside	
	SOUND OUT	o	o	o	o
		p	o	t	pot

	DRAW	<p>Draw and colour the pictures that starts with /o/ in your book.</p> <p>Write an /o/ under the picture</p>			
				o	o






TUESDAY ACTIVITY 2

	LOOK & SAY	we	play	outside	
	SOUND OUT	p	o	t	pot
		m	o	p	mop
	DRAW	<p>Draw and colour the pictures that have the sound /o/ in your book. Write the word under the picture</p> <div style="display: flex; justify-content: space-around; align-items: center;"> <div style="text-align: center;">  mop </div> <div style="text-align: center;">  pot </div> </div>			




WEDNESDAY ACTIVITY 1

	LOOK & SAY	we	play	outside	
	SOUND OUT	g	g	g	g
		g	o	t	got
	DRAW	<p>Draw and colour the pictures that start with /g/ in your book. Write a /g/ under the picture</p> <div style="display: flex; justify-content: space-around; align-items: center;"> <div style="text-align: center;">  g </div> <div style="text-align: center;">  g </div> </div>			




WEDNESDAY ACTIVITY 2

	LOOK & SAY	we	play	outside	
	SOUND OUT	p	i	g	pig
		d	i	g	dig
	DRAW	<p>Draw and colour the pictures that have the sound /g/ in your book. Write the word under the picture</p> <div style="display: flex; justify-content: space-around; align-items: center;"> <div style="text-align: center;">  pig </div> <div style="text-align: center;">  dig </div> </div>			







THURSDAY ACTIVITY 1

	LOOK & SAY	we	play	outside	
	SOUND OUT	o	pot	mop	dot
		g	got	pig	dig
	DRAW	Karabo, Tshepo and Cathy feeling hot			







THURSDAY ACTIVITY 2

	LOOK & SAY	we	play	outside	
	SOUND OUT	o	pot	mop	dot
		g	got	pig	dig
	DRAW	Karabo swimming			

FRIDAY ACTIVITY 1

	LOOK & SAY	we	play	outside	
	SOUND OUT	p	i	g	pig
		m	o	p	mop
	DRAW	<p>Draw and colour the pictures in your book. Write the word under the picture.</p> <div style="display: flex; justify-content: space-around; align-items: center;"> <div style="text-align: center;">  <p>mop</p> </div> <div style="text-align: center;">  <p>dig</p> </div> <div style="text-align: center;">  <p>pot</p> </div> </div>			

FRIDAY ACTIVITY 2




	LOOK & SAY	we	play	outside	
	SOUND OUT	d	o	g	dog
		d	o	t	dot
	DRAW	<p>Draw and colour the pictures in your book. Write the word under the picture.</p> <div style="display: flex; justify-content: space-around; align-items: center;"> <div style="text-align: center;">  <p>pig</p> </div> <div style="text-align: center;">  <p>dot</p> </div> <div style="text-align: center;">  <p>dog</p> </div> </div>			

HOME LANGUAGE WORKSHEET




ENGLISH GRADE 1 TERM 1

WEEK 8






MONDAY ACTIVITY 1

	LOOK & SAY	I	want	to	swim
	SOUND OUT	t	p	a	m
		s	o	g	d
	DRAW	You by the pool			






MONDAY ACTIVITY 2

	LOOK & SAY	I	want	to	swim
	SOUND OUT	man	sit	dad	dot
		tap	pat	pig	sad
	DRAW	You swimming			






TUESDAY ACTIVITY 1

	LOOK & SAY	I	want	to	swim
	SOUND OUT	c	c	c	c
		c	a	t	cat
	DRAW	<p>Draw and colour the pictures that starts with /c/ in your book.</p> <p>Write a /c/ under the picture</p> <div style="display: flex; justify-content: space-around; align-items: center;"> <div style="text-align: center;">  <p>c</p> </div> <div style="text-align: center;">  <p>c</p> </div> </div>			



TUESDAY ACTIVITY 2




	LOOK & SAY	I	want	to	swim
	SOUND OUT	c	a	p	cap
		c	a	n	can
	DRAW	<p>Draw and colour the pictures that start with /c/ in your book. Write the word under the picture</p> <div style="display: flex; justify-content: space-around; align-items: center;"> <div style="text-align: center;">  cat </div> <div style="text-align: center;">  cap </div> </div>			

WEDNESDAY ACTIVITY 1




	LOOK & SAY	I	want	to	swim
	SOUND OUT	k	k	k	k
		k	i	d	kid
	DRAW	<p>Draw and colour the pictures that start with /k/ in your book. Write a /k/ under the picture</p> <div style="display: flex; justify-content: space-around; align-items: center;"> <div style="text-align: center;">  k </div> <div style="text-align: center;">  k </div> </div>			

WEDNESDAY ACTIVITY 2




	LOOK & SAY	I	want	to	swim
	SOUND OUT	k	i	t	kit
		k	i	n	kin

	<p>DRAW</p>	<p>Draw and colour the pictures that start with /k/ in your book. Write the word under the picture</p> <div style="display: flex; justify-content: space-around; align-items: center;"> <div style="text-align: center;">  <p>kid</p> </div> <div style="text-align: center;">  <p>kit</p> </div> </div>
---	--------------------	---



THURSDAY ACTIVITY 1





	<p>LOOK & SAY</p>	<p>I</p>	<p>want</p>	<p>to</p>	<p>swim</p>
	<p>SOUND OUT</p>	<p>c</p>	<p>cat</p>	<p>cap</p>	<p>can</p>
		<p>k</p>	<p>kid</p>	<p>kit</p>	<p>kin</p>
	<p>DRAW</p>	<p>butterflies</p>			

THURSDAY ACTIVITY 2



	<p>LOOK & SAY</p>	<p>I</p>	<p>want</p>	<p>to</p>	<p>swim</p>
	<p>SOUND OUT</p>	<p>c</p>	<p>cat</p>	<p>cap</p>	<p>can</p>
		<p>k</p>	<p>kid</p>	<p>kit</p>	<p>kin</p>
	<p>DRAW</p>	<p>birds</p>			





FRIDAY ACTIVITY 1

	<p>LOOK & SAY</p>	<p>I</p>	<p>want</p>	<p>to</p>	<p>swim</p>
	<p>SOUND OUT</p>	<p>c</p>	<p>a</p>	<p>t</p>	<p>Cat</p>
		<p>k</p>	<p>i</p>	<p>n</p>	<p>kin</p>

	<p>DRAW</p>	<p>Draw and colour the pictures in your book. Write the word under the picture.</p> <div style="display: flex; justify-content: space-around; align-items: center;"> <div style="text-align: center;">  <p>kit</p> </div> <div style="text-align: center;">  <p>cap</p> </div> <div style="text-align: center;">  <p>can</p> </div> </div>		
---	--------------------	--	--	--

FRIDAY ACTIVITY 2

	<p>LOOK & SAY</p>	<p>I</p>	<p>want</p>	<p>to</p>	<p>swim</p>
	<p>SOUND OUT</p>	<p>c</p>	<p>o</p>	<p>t</p>	<p>cot</p>
		<p>k</p>	<p>i</p>	<p>d</p>	<p>kid</p>




	<p>DRAW</p>	<p>Draw and colour the pictures in your book. Write the word under the picture.</p> <div style="display: flex; justify-content: space-around; align-items: center;"> <div style="text-align: center;">  <p>cot</p> </div> <div style="text-align: center;">  <p>kid</p> </div> <div style="text-align: center;">  <p>cat</p> </div> </div>		
---	--------------------	--	--	--

HOME LANGUAGE WORKSHEET




ENGLISH GRADE 1 TERM 1

WEEK 9






MONDAY ACTIVITY 1

	LOOK & SAY	they	feel	happy	
	SOUND OUT	t	k	a	m
		s	o	c	d
	DRAW	How you feel			








MONDAY ACTIVITY 2

	LOOK & SAY	they	feel	happy	
	SOUND OUT	man	kid	dad	dot
		cap	pat	pig	sad
	DRAW	You feeling happy			






TUESDAY ACTIVITY 1

	LOOK & SAY	they	feel	happy	
	SOUND OUT	e	e	e	e
		m	e	n	men
	DRAW	<p>Draw and colour the pictures that starts with /e/ in your book.</p> <p>Write an /e/ under the picture</p> <div style="display: flex; justify-content: space-around; align-items: center;"> <div style="text-align: center;">  <p>e</p> </div> <div style="text-align: center;">  <p>e</p> </div> </div>			



TUESDAY ACTIVITY 2




	LOOK & SAY	they	feel	happy	
	SOUND OUT	n	e	t	net
		t	e	n	ten
	DRAW	<p>Draw and colour the pictures that have the sound /e/ in your book. Write the word under the picture</p> <div style="display: flex; justify-content: space-around; align-items: center;"> <div style="text-align: center;">   net </div> <div style="text-align: center;">   ten </div> </div>			

WEDNESDAY ACTIVITY 1

	LOOK & SAY	they	feel	happy	
	SOUND OUT	ck	ck	ck	ck
		k	i	ck	kick
	DRAW	<p>Draw and colour the pictures that end with /ck/ in your book. Write a /ck/ under the picture</p> <div style="display: flex; justify-content: space-around; align-items: center;"> <div style="text-align: center;">  ck </div> <div style="text-align: center;">  ck </div> </div>			

WEDNESDAY ACTIVITY 2




	LOOK & SAY	they	feel	happy	
	SOUND OUT	k	i	ck	kick
		s	i	ck	sick

	DRAW	Draw and colour the pictures that end with /ck/ in your book. Write the word under the picture
		<div style="display: flex; justify-content: space-around; align-items: center;"> <div style="text-align: center;">  kick </div> <div style="text-align: center;">  sick </div> </div>



THURSDAY ACTIVITY 1





	LOOK & SAY	they	feel	happy	
	SOUND OUT	e	net	men	ten
		ck	kick	sick	sock
	DRAW	Dan			

THURSDAY ACTIVITY 2

	LOOK & SAY	they	feel	happy	
	SOUND OUT	e	net	men	ten
		ck	kick	sick	sock
	DRAW	Dan's teacher			





FRIDAY ACTIVITY 1

	LOOK & SAY	they	feel	happy	
	SOUND OUT	m	e	n	men
		s	i	ck	sick

	<p>DRAW</p>	<p>Draw and colour the pictures in your book. Write the word under the picture.</p> <div style="display: flex; justify-content: space-around; align-items: center;"> <div style="text-align: center;">  <p>ten</p> </div> <div style="text-align: center;">  <p>sick</p> </div> <div style="text-align: center;">  <p>men</p> </div> </div>		
---	--------------------	---	--	--

FRIDAY ACTIVITY 2

	<p>LOOK & SAY</p>	<p>they</p>	<p>feel</p>	<p>happy</p>	
	<p>SOUND OUT</p>	<p>n</p>	<p>e</p>	<p>t</p>	<p>net</p>
		<p>k</p>	<p>i</p>	<p>ck</p>	<p>kick</p>




	<p>DRAW</p>	<p>Draw and colour the pictures in your book. Write the word under the picture.</p> <div style="display: flex; justify-content: space-around; align-items: center;"> <div style="text-align: center;">  <p>sock</p> </div> <div style="text-align: center;">  <p>kick</p> </div> <div style="text-align: center;">  <p>net</p> </div> </div>		
---	--------------------	--	--	--

HOME LANGUAGE WORKSHEET




ENGLISH GRADE 1 TERM 1

WEEK 10






MONDAY ACTIVITY 1

	LOOK & SAY	they	feel	angry	
	SOUND OUT	t	k	a	m
		s	o	c	d
	DRAW	How you feel			






MONDAY ACTIVITY 2

	LOOK & SAY	they	feel	angry	
	SOUND OUT	tap	kid	mat	dam
		sit	dot	cat	dad
	DRAW	You feeling angry			






TUESDAY ACTIVITY 1

	LOOK & SAY	they	feel	angry	
	SOUND OUT	p	i	n	pin
		n	e	ck	neck
	DRAW	<p>Draw and colour the pictures in your book. Write the sound it starts with under the picture.</p> <div style="display: flex; justify-content: space-around; align-items: center;"> <div style="text-align: center;">  <p>o</p> </div> <div style="text-align: center;">  <p>p</p> </div> </div>			


TUESDAY ACTIVITY 2




	LOOK & SAY	they	feel	angry	
	SOUND OUT	sat	pit	men	sick
		pig	tin	tap	pot
	DRAW	<p>Draw and colour the pictures in your book. Write the word under the picture</p> <div style="display: flex; justify-content: space-around; align-items: center;"> <div style="text-align: center;">  sick </div> <div style="text-align: center;">  pig </div> </div>			

WEDNESDAY ACTIVITY 1




	LOOK & SAY	they	feel	angry	
	SOUND OUT	pat	mop	dot	ten
		sock	net	got	pin
	DRAW	<p>Draw and colour the pictures in your book. Write the sound it starts with under the picture.</p> <div style="display: flex; justify-content: space-around; align-items: center;"> <div style="text-align: center;">  k </div> <div style="text-align: center;">  s </div> </div>			

WEDNESDAY ACTIVITY 2




	LOOK & SAY	they	feel	angry	
	SOUND OUT	sit	nap	tip	map
		dig	kit	kick	cap

	<p>DRAW</p>	<p>Draw and colour the pictures in your book. Write the word under the picture</p> <div style="display: flex; justify-content: space-around; align-items: center;"> <div style="text-align: center;">  <p>mop</p> </div> <div style="text-align: center;">  <p>ten</p> </div> </div>			
---	--------------------	---	--	--	--


THURSDAY ACTIVITY 1





	<p>LOOK & SAY</p>	they	feel	angry	
	<p>SOUND OUT</p>	kin	can	sad	man
		pick	cot	pit	dig
	<p>DRAW</p>	Buhlebendalo			

THURSDAY ACTIVITY 2



	<p>LOOK & SAY</p>	they	feel	angry	
	<p>SOUND OUT</p>	kick	kin	dot	sad
		mad	men	got	pin
	<p>DRAW</p>	Buhlebendalo looking sad			





FRIDAY ACTIVITY 1

	<p>LOOK & SAY</p>	they	feel	angry	
	<p>SOUND OUT</p>	tin	ten	tip	top
		pat	sat	cap	tap

	<p>DRAW</p>	<p>Draw and colour the pictures in your book. Write the word under the picture.</p> <div style="display: flex; justify-content: space-around; align-items: center;"> <div style="text-align: center;">  cat </div> <div style="text-align: center;">  sad </div> <div style="text-align: center;">  men </div> </div>		
---	--------------------	--	--	--

FRIDAY ACTIVITY 2

	<p>LOOK & SAY</p>	<p>they</p>	<p>feel</p>	<p>angry</p>	
	<p>SOUND OUT</p>	<p>kick</p>	<p>sick</p>	<p>sock</p>	<p>lock</p>
		<p>sad</p>	<p>dad</p>	<p>got</p>	<p>dot</p>




	<p>DRAW</p>	<p>Draw and colour the pictures in your book. Write the word under the picture.</p> <div style="display: flex; justify-content: space-around; align-items: center;"> <div style="text-align: center;">  sock </div> <div style="text-align: center;">  dig </div> <div style="text-align: center;">  net </div> </div>		
---	--------------------	---	--	--

HOME LANGUAGE WORKSHEET




ENGLISH GRADE 1 TERM 1

WEEK 3






MONDAY ACTIVITY 1

	LOOK & SAY	we	go	to	school
	SOUND OUT				
	DRAW	Your school			

MONDAY ACTIVITY 2





	LOOK & SAY	we	go	to	school
	SOUND OUT				
	DRAW	You at school			

TUESDAY ACTIVITY 1






	LOOK & SAY	we	go	to	school
	SOUND OUT	a	a	a	a
	DRAW	<p>Draw and colour the pictures that start with /a/ in your book</p> <div style="display: flex; justify-content: space-around; align-items: center;"> <div style="text-align: center;">  <p>a</p> </div> <div style="text-align: center;">  <p>a</p> </div> </div>			

TUESDAY ACTIVITY 2




	LOOK & SAY	we	go	to	school
---	------------	----	----	----	--------



	SOUND OUT	a	a	a	a
		a	a	a	a
	DRAW	Draw and colour the pictures that start with /a/ in your book			
		 a	 a		

WEDNESDAY ACTIVITY 1




	LOOK & SAY	we	go	to	school
	SOUND OUT	a	a	a	a
		s	s	s	s
	DRAW	Draw and colour the pictures that start with /s/ in your book			
		 s	 s		

WEDNESDAY ACTIVITY 2




	LOOK & SAY	we	go	to	school
	SOUND OUT	a	a	a	a
		s	s	s	s
	DRAW	Draw and colour the pictures that start with /s/ in your book			

		 <p style="text-align: center;">s</p>	 <p style="text-align: center;">s</p>
--	--	--	--



THURSDAY ACTIVITY 1





	LOOK & SAY	we	go	to	school
	SOUND OUT	a	a	a	a
		s	s	s	s
	DRAW	Jabu			

THURSDAY ACTIVITY 2



	LOOK & SAY	we	go	to	school
	SOUND OUT	a	a	a	a
		s	s	s	s
	DRAW	Ben			





FRIDAY ACTIVITY 1

	LOOK & SAY	we	go	to	school
	SOUND OUT	a	a	a	a
		s	s	s	s

	<p>DRAW</p>	<p>Draw and colour the pictures in your book. Write a /a/ or /s/ under the picture</p> <div style="display: flex; justify-content: space-around; align-items: center;"> <div style="text-align: center;">  <p>s</p> </div> <div style="text-align: center;">  <p>s</p> </div> <div style="text-align: center;">  <p>a</p> </div> </div>
---	--------------------	--

FRIDAY ACTIVITY 2

	<p>LOOK & SAY</p>	<p>we</p>	<p>go</p>	<p>to</p>	<p>school</p>	
	<p>SOUND OUT</p>	<p>a</p>	<p>a</p>	<p>a</p>	<p>a</p>	<p>a</p>
		<p>s</p>	<p>s</p>	<p>s</p>	<p>s</p>	<p>s</p>

	<p>DRAW</p>	<p>Draw and colour the pictures in your book. Write a /a/ or /s/ under the picture</p> <div style="display: flex; justify-content: space-around; align-items: center;"> <div style="text-align: center;">  <p>a</p> </div> <div style="text-align: center;">  <p>s</p> </div> <div style="text-align: center;">  <p>a</p> </div> </div>
--	--------------------	---

HOME LANGUAGE WORKSHEET

ENGLISH GRADE 1 TERM 1

WEEK 4






MONDAY ACTIVITY 1

	LOOK & SAY	I	like	to	read
	SOUND OUT	a	a	a	a
		s	s	s	s
	DRAW	You reading			






MONDAY ACTIVITY 2

	LOOK & SAY	I	like	to	read
	SOUND OUT	a	a	a	a
		s	s	s	s
	DRAW	A book			






TUESDAY ACTIVITY 1

	LOOK & SAY	I	like	to	read
	SOUND OUT	s	a	t	sat
		s	a	t	sat
	DRAW	<p>Draw and colour the pictures that start with /t/ in your book.</p> <p>Write a /t/ under the picture</p> <div style="display: flex; justify-content: space-around; align-items: center;"> <div style="text-align: center;">  <p>t</p> </div> <div style="text-align: center;">  <p>t</p> </div> </div>			

TUESDAY ACTIVITY 2


	LOOK & SAY	I	like	to	read
	SOUND OUT	s	a	t	sat
		s	a	t	sat
	DRAW	<p>Draw and colour the pictures that start with /t/ in your book.</p> <p>Write a /t/ under the picture</p>			
					
		t		t	




WEDNESDAY ACTIVITY 1

	LOOK & SAY	I	like	to	read
	SOUND OUT	t	t	t	t
		p	p	p	p
	DRAW	<p>Draw and colour the pictures that start with /p/ in your book.</p> <p>Write a /p/ under the picture</p>			
					
		p		p	

WEDNESDAY ACTIVITY 2

	LOOK & SAY	I	like	to	read
---	------------	---	------	----	------

	SOUND OUT	p	a	t	pat
		t	a	p	tap

	DRAW	<p>Draw and colour the pictures that start with /p/ in your book.</p> <p>Write a /p/ under the picture</p>			
				p	p

THURSDAY ACTIVITY 1


	LOOK & SAY	I	like	to	read
	SOUND OUT	a	s	t	p
		sat	pat	tap	taps
	DRAW	Olwethu			





THURSDAY ACTIVITY 2

	LOOK & SAY	I	like	to	read
	SOUND OUT	s	t	a	p
		tap	pat	sat	pats
	DRAW	Olwethu at school			

FRIDAY ACTIVITY 1


	LOOK & SAY	I	like	to	read
---	------------	---	------	----	------





	SOUND OUT	P	a	t	pat
		t	a	p	tap

	DRAW	<p>Draw and colour the pictures in your book. Write a /t/ or /p/ under the picture.</p>			
		 t	 t	 p	

FRIDAY ACTIVITY 2

	LOOK & SAY	I	like	to	read
---	------------	---	------	----	------




	SOUND OUT	s	a	t	sat
		p	a	t	pat

	DRAW	<p>Draw and colour the pictures in your book. Write a /t/ or /p/ under the picture.</p>			
		 p	 p	 t	




HOME LANGUAGE WORKSHEET
ENGLISH GRADE 1 TERM 1

WEEK 5



MONDAY ACTIVITY 1




	LOOK & SAY	my	family	is	here
	SOUND OUT	p	t	a	s
		pat	tap	sat	pats
	DRAW	Your family			

MONDAY ACTIVITY 2






	LOOK & SAY	my	family	is	here
	SOUND OUT	tap	sat	pat	sap
		t	s	p	a
	DRAW	Your house			

TUESDAY ACTIVITY 1






	LOOK & SAY	my	family	is	here
	SOUND OUT	i	i	i	i
		s	i	t	sit

	DRAW	<p>Draw and colour the pictures that have the sound /i/ in your book. Write a /i/ under the picture</p>			
		 <p style="text-align: center;">i</p>		 <p style="text-align: center;">i</p>	



TUESDAY ACTIVITY 2




	LOOK & SAY	my	family	is	here
	SOUND OUT	p	i	t	pit
		t	i	p	tip
	DRAW	<p>Draw and colour the pictures that have the sound /i/ in your book. Write a /i/ under the picture</p> <div style="display: flex; justify-content: space-around; align-items: center;"> <div style="text-align: center;">  <p>i</p> </div> <div style="text-align: center;">  <p>i</p> </div> </div>			

WEDNESDAY ACTIVITY 1




	LOOK & SAY	my	family	is	here
	SOUND OUT	n	n	n	n
		n	a	p	nap
	DRAW	<p>Draw and colour the pictures that start with /n/ in your book. Write a /n/ under the picture</p> <div style="display: flex; justify-content: space-around; align-items: center;"> <div style="text-align: center;">  <p>n</p> </div> <div style="text-align: center;">  <p>n</p> </div> </div>			

WEDNESDAY ACTIVITY 2




	LOOK & SAY	my	family	is	here
	SOUND OUT	p	i	n	pin

		t	i	n	tin
	DRAW	Draw and colour the pictures that start with /n/ in your book. Write a /n/ under the picture			
					
		n		n	



THURSDAY ACTIVITY 1





	LOOK & SAY	my	family	is	here
	SOUND OUT	sat	pat	tap	sit
		pin	tin	nap	pit
	DRAW	Bongi			

THURSDAY ACTIVITY 2



	LOOK & SAY	my	family	is	here
	SOUND OUT	i	sit	pit	tip
		n	nap	pin	tin
	DRAW	Bongi's family			





FRIDAY ACTIVITY 1

	LOOK & SAY	my	family	is	here
	SOUND OUT	s	i	t	Sit
		n	a	p	nap

	DRAW	<p>Draw and colour the pictures in your book. Write a /i/ or /n/ under the picture.</p> <div style="display: flex; justify-content: space-around; align-items: center;"> <div style="text-align: center;">  <p>i</p> </div> <div style="text-align: center;">  <p>n</p> </div> <div style="text-align: center;">  <p>n</p> </div> </div>
---	------	--

FRIDAY ACTIVITY 2

	LOOK & SAY	my	family	is	here
	SOUND OUT	t	i	p	tip
		p	i	n	pin




	DRAW	<p>Draw and colour the pictures in your book. Write a /i/ or /n/ under the picture.</p> <div style="display: flex; justify-content: space-around; align-items: center;"> <div style="text-align: center;">  <p>i</p> </div> <div style="text-align: center;">  <p>n</p> </div> <div style="text-align: center;">  <p>i</p> </div> </div>
---	------	--

HOME LANGUAGE WORKSHEET




ENGLISH GRADE 1 TERM 1

WEEK 6



MONDAY ACTIVITY 1




	LOOK & SAY	I	love	you	
	SOUND OUT	a	s	t	p
		i	n	sit	pan
	DRAW	A heart			

MONDAY ACTIVITY 2






	LOOK & SAY	I	love	you	
	SOUND OUT	n	a	p	nap
		t	i	p	tip
	DRAW	Someone you love			

TUESDAY ACTIVITY 1






	LOOK & SAY	I	love	you	
	SOUND OUT	m	m	m	m
		m	a	n	man

	DRAW	<p>Draw and colour the pictures that start with /m/ in your book.</p> <p>Write a /m/ under the picture</p> <div style="display: flex; justify-content: space-around; align-items: center;"> <div style="text-align: center;">  <p>m</p> </div> <div style="text-align: center;">  <p>m</p> </div> </div>			
---	------	--	--	--	--






TUESDAY ACTIVITY 2

	LOOK & SAY	I	love	you	
	SOUND OUT	m	a	t	mat
		m	a	p	map
	DRAW	<p>Draw and colour the pictures that start with /m/ in your book.</p> <p>Write the word under the picture</p> <div style="display: flex; justify-content: space-around; align-items: center;"> <div style="text-align: center;">  man </div> <div style="text-align: center;">  mat </div> </div>			




WEDNESDAY ACTIVITY 1

	LOOK & SAY	I	love	you	
	SOUND OUT	d	d	d	d
		s	a	d	sad
	DRAW	<p>Draw and colour the pictures that start with /d/ in your book.</p> <p>Write a /d/ under the picture</p> <div style="display: flex; justify-content: space-around; align-items: center;"> <div style="text-align: center;">  d </div> <div style="text-align: center;">  d </div> </div>			

WEDNESDAY ACTIVITY 2

	LOOK & SAY	I	love	you	
	SOUND OUT	d	a	d	dad
		d	a	m	dam
	DRAW	<p>Draw and colour the pictures that start with /d/ in your book. Write the word under the picture</p> <div style="display: flex; justify-content: space-around; align-items: center;"> <div style="text-align: center;">  <p>dad</p> </div> <div style="text-align: center;">  <p>dam</p> </div> </div>			







THURSDAY ACTIVITY 1

	LOOK & SAY	I	love	you	
	SOUND OUT	m	map	man	mat
		d	dam	dad	sad
	DRAW	Tseko			







THURSDAY ACTIVITY 2

	LOOK & SAY	I	love	you	
	SOUND OUT	m	map	man	mat
		d	dam	dad	sad
	DRAW	Tseko's baby sister			

FRIDAY ACTIVITY 1

	LOOK & SAY	I	love	you	
	SOUND OUT	s	a	d	sad
		m	a	d	mad
	DRAW	<p>Draw and colour the pictures in your book. Write the word under the picture.</p> <div style="display: flex; justify-content: space-around; align-items: center;"> <div style="text-align: center;">  <p>mat</p> </div> <div style="text-align: center;">  <p>dad</p> </div> <div style="text-align: center;">  <p>dam</p> </div> </div>			

FRIDAY ACTIVITY 2




	LOOK & SAY	I	love	you	
	SOUND OUT	d	a	d	dad
		m	a	p	map
	DRAW	<p>Draw and colour the pictures in your book. Write the word under the picture.</p> <div style="display: flex; justify-content: space-around; align-items: center;"> <div style="text-align: center;">  <p>man</p> </div> <div style="text-align: center;">  <p>sad</p> </div> <div style="text-align: center;">  <p>map</p> </div> </div>			

HOME LANGUAGE WORKSHEET




ENGLISH GRADE 1 TERM 1

WEEK 7






MONDAY ACTIVITY 1

	LOOK & SAY	we	play	outside	
	SOUND OUT	a	s	t	p
		i	n	m	d
	DRAW	You outside			






MONDAY ACTIVITY 2

	LOOK & SAY	we	play	outside	
	SOUND OUT	man	sit	dad	tin
		tap	pat	map	sad
	DRAW	You playing outside			






TUESDAY ACTIVITY 1

	LOOK & SAY	we	play	outside	
	SOUND OUT	o	o	o	o
		p	o	t	pot
	DRAW	<p>Draw and colour the pictures that starts with /o/ in your book.</p> <p>Write an /o/ under the picture</p> <div style="display: flex; justify-content: space-around; align-items: center;"> <div style="text-align: center;">  <p>o</p> </div> <div style="text-align: center;">  <p>o</p> </div> </div>			






TUESDAY ACTIVITY 2

	LOOK & SAY	we	play	outside	
	SOUND OUT	p	o	t	pot
		m	o	p	mop
	DRAW	<p>Draw and colour the pictures that have the sound /o/ in your book. Write the word under the picture</p> <div style="display: flex; justify-content: space-around; align-items: center;"> <div style="text-align: center;">  mop </div> <div style="text-align: center;">  pot </div> </div>			




WEDNESDAY ACTIVITY 1

	LOOK & SAY	we	play	outside	
	SOUND OUT	g	g	g	g
		g	o	t	got
	DRAW	<p>Draw and colour the pictures that start with /g/ in your book. Write a /g/ under the picture</p> <div style="display: flex; justify-content: space-around; align-items: center;"> <div style="text-align: center;">  g </div> <div style="text-align: center;">  g </div> </div>			




WEDNESDAY ACTIVITY 2

	LOOK & SAY	we	play	outside	
	SOUND OUT	p	i	g	pig
		d	i	g	dig
	DRAW	<p>Draw and colour the pictures that have the sound /g/ in your book. Write the word under the picture</p> <div style="display: flex; justify-content: space-around; align-items: center;"> <div style="text-align: center;">  pig </div> <div style="text-align: center;">  dig </div> </div>			







THURSDAY ACTIVITY 1

	LOOK & SAY	we	play	outside	
	SOUND OUT	o	pot	mop	dot
		g	got	pig	dig
	DRAW	Karabo, Tshepo and Cathy feeling hot			







THURSDAY ACTIVITY 2

	LOOK & SAY	we	play	outside	
	SOUND OUT	o	pot	mop	dot
		g	got	pig	dig
	DRAW	Karabo swimming			

FRIDAY ACTIVITY 1

	LOOK & SAY	we	play	outside	
	SOUND OUT	p	i	g	pig
		m	o	p	mop
	DRAW	<p>Draw and colour the pictures in your book. Write the word under the picture.</p> <div style="display: flex; justify-content: space-around; align-items: center;"> <div style="text-align: center;">  <p>mop</p> </div> <div style="text-align: center;">  <p>dig</p> </div> <div style="text-align: center;">  <p>pot</p> </div> </div>			

FRIDAY ACTIVITY 2




	LOOK & SAY	we	play	outside	
	SOUND OUT	d	o	g	dog
		d	o	t	dot
	DRAW	<p>Draw and colour the pictures in your book. Write the word under the picture.</p> <div style="display: flex; justify-content: space-around; align-items: center;"> <div style="text-align: center;">  <p>pig</p> </div> <div style="text-align: center;">  <p>dot</p> </div> <div style="text-align: center;">  <p>dog</p> </div> </div>			

HOME LANGUAGE WORKSHEET




ENGLISH GRADE 1 TERM 1

WEEK 8






MONDAY ACTIVITY 1

	LOOK & SAY	I	want	to	swim
	SOUND OUT	t	p	a	m
		s	o	g	d
	DRAW	You by the pool			






MONDAY ACTIVITY 2

	LOOK & SAY	I	want	to	swim
	SOUND OUT	man	sit	dad	dot
		tap	pat	pig	sad
	DRAW	You swimming			






TUESDAY ACTIVITY 1

	LOOK & SAY	I	want	to	swim
	SOUND OUT	c	c	c	c
		c	a	t	cat
	DRAW	<p>Draw and colour the pictures that starts with /c/ in your book.</p> <p>Write a /c/ under the picture</p> <div style="display: flex; justify-content: space-around; align-items: center;"> <div style="text-align: center;">  <p>c</p> </div> <div style="text-align: center;">  <p>c</p> </div> </div>			



TUESDAY ACTIVITY 2




	LOOK & SAY	I	want	to	swim
	SOUND OUT	c	a	p	cap
		c	a	n	can
	DRAW	<p>Draw and colour the pictures that start with /c/ in your book. Write the word under the picture</p> <div style="display: flex; justify-content: space-around; align-items: center;"> <div style="text-align: center;">  <p>cat</p> </div> <div style="text-align: center;">  <p>cap</p> </div> </div>			

WEDNESDAY ACTIVITY 1




	LOOK & SAY	I	want	to	swim
	SOUND OUT	k	k	k	k
		k	i	d	kid
	DRAW	<p>Draw and colour the pictures that start with /k/ in your book. Write a /k/ under the picture</p> <div style="display: flex; justify-content: space-around; align-items: center;"> <div style="text-align: center;">  <p>k</p> </div> <div style="text-align: center;">  <p>k</p> </div> </div>			

WEDNESDAY ACTIVITY 2




	LOOK & SAY	I	want	to	swim
	SOUND OUT	k	i	t	kit
		k	i	n	kin

	<p>DRAW</p>	<p>Draw and colour the pictures that start with /k/ in your book. Write the word under the picture</p> <div style="display: flex; justify-content: space-around; align-items: center;"> <div style="text-align: center;">  <p>kid</p> </div> <div style="text-align: center;">  <p>kit</p> </div> </div>
---	--------------------	---



THURSDAY ACTIVITY 1





	<p>LOOK & SAY</p>	<p>I</p>	<p>want</p>	<p>to</p>	<p>swim</p>
	<p>SOUND OUT</p>	<p>c</p>	<p>cat</p>	<p>cap</p>	<p>can</p>
		<p>k</p>	<p>kid</p>	<p>kit</p>	<p>kin</p>
	<p>DRAW</p>	<p>butterflies</p>			

THURSDAY ACTIVITY 2



	<p>LOOK & SAY</p>	<p>I</p>	<p>want</p>	<p>to</p>	<p>swim</p>
	<p>SOUND OUT</p>	<p>c</p>	<p>cat</p>	<p>cap</p>	<p>can</p>
		<p>k</p>	<p>kid</p>	<p>kit</p>	<p>kin</p>
	<p>DRAW</p>	<p>birds</p>			





FRIDAY ACTIVITY 1

	<p>LOOK & SAY</p>	<p>I</p>	<p>want</p>	<p>to</p>	<p>swim</p>
	<p>SOUND OUT</p>	<p>c</p>	<p>a</p>	<p>t</p>	<p>Cat</p>
		<p>k</p>	<p>i</p>	<p>n</p>	<p>kin</p>

	<p>DRAW</p>	<p>Draw and colour the pictures in your book. Write the word under the picture.</p> <div style="display: flex; justify-content: space-around; align-items: center;"> <div style="text-align: center;">  <p>kit</p> </div> <div style="text-align: center;">  <p>cap</p> </div> <div style="text-align: center;">  <p>can</p> </div> </div>		
---	--------------------	--	--	--

FRIDAY ACTIVITY 2

	<p>LOOK & SAY</p>	<p>I</p>	<p>want</p>	<p>to</p>	<p>swim</p>
	<p>SOUND OUT</p>	<p>c</p>	<p>o</p>	<p>t</p>	<p>cot</p>
		<p>k</p>	<p>i</p>	<p>d</p>	<p>kid</p>




	<p>DRAW</p>	<p>Draw and colour the pictures in your book. Write the word under the picture.</p> <div style="display: flex; justify-content: space-around; align-items: center;"> <div style="text-align: center;">  <p>cot</p> </div> <div style="text-align: center;">  <p>kid</p> </div> <div style="text-align: center;">  <p>cat</p> </div> </div>		
---	--------------------	--	--	--

HOME LANGUAGE WORKSHEET




ENGLISH GRADE 1 TERM 1

WEEK 9






MONDAY ACTIVITY 1

	LOOK & SAY	they	feel	happy	
	SOUND OUT	t	k	a	m
		s	o	c	d
	DRAW	How you feel			







MONDAY ACTIVITY 2

	LOOK & SAY	they	feel	happy	
	SOUND OUT	man	kid	dad	dot
		cap	pat	pig	sad
	DRAW	You feeling happy			






TUESDAY ACTIVITY 1

	LOOK & SAY	they	feel	happy	
	SOUND OUT	e	e	e	e
		m	e	n	men
	DRAW	<p>Draw and colour the pictures that starts with /e/ in your book.</p> <p>Write an /e/ under the picture</p> <div style="display: flex; justify-content: space-around; align-items: center;"> <div style="text-align: center;">  <p>e</p> </div> <div style="text-align: center;">  <p>e</p> </div> </div>			



TUESDAY ACTIVITY 2




	LOOK & SAY	they	feel	happy	
	SOUND OUT	n	e	t	net
		t	e	n	ten
	DRAW	<p>Draw and colour the pictures that have the sound /e/ in your book. Write the word under the picture</p> <div style="display: flex; justify-content: space-around; align-items: center;"> <div style="text-align: center;">   net </div> <div style="text-align: center;">  ten </div> </div>			

WEDNESDAY ACTIVITY 1

	LOOK & SAY	they	feel	happy	
	SOUND OUT	ck	ck	ck	ck
		k	i	ck	kick
	DRAW	<p>Draw and colour the pictures that end with /ck/ in your book. Write a /ck/ under the picture</p> <div style="display: flex; justify-content: space-around; align-items: center;"> <div style="text-align: center;">  ck </div> <div style="text-align: center;">  ck </div> </div>			

WEDNESDAY ACTIVITY 2




	LOOK & SAY	they	feel	happy	
	SOUND OUT	k	i	ck	kick
		s	i	ck	sick

	DRAW	Draw and colour the pictures that end with /ck/ in your book. Write the word under the picture
		<div style="display: flex; justify-content: space-around; align-items: center;"> <div style="text-align: center;">  kick </div> <div style="text-align: center;">  sick </div> </div>



THURSDAY ACTIVITY 1





	LOOK & SAY	they	feel	happy	
	SOUND OUT	e	net	men	ten
		ck	kick	sick	sock
	DRAW	Dan			

THURSDAY ACTIVITY 2

	LOOK & SAY	they	feel	happy	
	SOUND OUT	e	net	men	ten
		ck	kick	sick	sock
	DRAW	Dan's teacher			





FRIDAY ACTIVITY 1

	LOOK & SAY	they	feel	happy	
	SOUND OUT	m	e	n	men
		s	i	ck	sick

	<p>DRAW</p>	<p>Draw and colour the pictures in your book. Write the word under the picture.</p> <div style="display: flex; justify-content: space-around; align-items: center;"> <div style="text-align: center;">  <p>ten</p> </div> <div style="text-align: center;">  <p>sick</p> </div> <div style="text-align: center;">  <p>men</p> </div> </div>		
---	--------------------	---	--	--

FRIDAY ACTIVITY 2

	<p>LOOK & SAY</p>	<p>they</p>	<p>feel</p>	<p>happy</p>	
	<p>SOUND OUT</p>	<p>n</p>	<p>e</p>	<p>t</p>	<p>net</p>
		<p>k</p>	<p>i</p>	<p>ck</p>	<p>kick</p>




	<p>DRAW</p>	<p>Draw and colour the pictures in your book. Write the word under the picture.</p> <div style="display: flex; justify-content: space-around; align-items: center;"> <div style="text-align: center;">  <p>sock</p> </div> <div style="text-align: center;">  <p>kick</p> </div> <div style="text-align: center;">  <p>net</p> </div> </div>		
---	--------------------	--	--	--

HOME LANGUAGE WORKSHEET




ENGLISH GRADE 1 TERM 1

WEEK 10






MONDAY ACTIVITY 1

	LOOK & SAY	they	feel	angry	
	SOUND OUT	t	k	a	m
		s	o	c	d
	DRAW	How you feel			






MONDAY ACTIVITY 2

	LOOK & SAY	they	feel	angry	
	SOUND OUT	tap	kid	mat	dam
		sit	dot	cat	dad
	DRAW	You feeling angry			






TUESDAY ACTIVITY 1

	LOOK & SAY	they	feel	angry	
	SOUND OUT	p	i	n	pin
		n	e	ck	neck
	DRAW	<p>Draw and colour the pictures in your book. Write the sound it starts with under the picture.</p> <div style="display: flex; justify-content: space-around; align-items: center;"> <div style="text-align: center;">  <p>o</p> </div> <div style="text-align: center;">  <p>p</p> </div> </div>			

TUESDAY ACTIVITY 2




	LOOK & SAY	they	feel	angry	
	SOUND OUT	sat	pit	men	sick
		pig	tin	tap	pot
	DRAW	<p>Draw and colour the pictures in your book. Write the word under the picture</p> <div style="display: flex; justify-content: space-around; align-items: center;"> <div style="text-align: center;">  <p>sick</p> </div> <div style="text-align: center;">  <p>pig</p> </div> </div>			

WEDNESDAY ACTIVITY 1




	LOOK & SAY	they	feel	angry	
	SOUND OUT	pat	mop	dot	ten
		sock	net	got	pin
	DRAW	<p>Draw and colour the pictures in your book. Write the sound it starts with under the picture.</p> <div style="display: flex; justify-content: space-around; align-items: center;"> <div style="text-align: center;">  <p>k</p> </div> <div style="text-align: center;">  <p>s</p> </div> </div>			

WEDNESDAY ACTIVITY 2




	LOOK & SAY	they	feel	angry	
	SOUND OUT	sit	nap	tip	map
		dig	kit	kick	cap

	<p>DRAW</p>	<p>Draw and colour the pictures in your book. Write the word under the picture</p> <div style="display: flex; justify-content: space-around; align-items: center;"> <div style="text-align: center;">  <p>mop</p> </div> <div style="text-align: center;">  <p>ten</p> </div> </div>			
---	--------------------	---	--	--	--


THURSDAY ACTIVITY 1





	<p>LOOK & SAY</p>	they	feel	angry	
	<p>SOUND OUT</p>	kin	can	sad	man
		pick	cot	pit	dig
	<p>DRAW</p>	Buhlebendalo			

THURSDAY ACTIVITY 2



	<p>LOOK & SAY</p>	they	feel	angry	
	<p>SOUND OUT</p>	kick	kin	dot	sad
		mad	men	got	pin
	<p>DRAW</p>	Buhlebendalo looking sad			





FRIDAY ACTIVITY 1

	<p>LOOK & SAY</p>	they	feel	angry	
	<p>SOUND OUT</p>	tin	ten	tip	top
		pat	sat	cap	tap

	<p>DRAW</p>	<p>Draw and colour the pictures in your book. Write the word under the picture.</p> <div style="display: flex; justify-content: space-around; align-items: center;"> <div style="text-align: center;">  cat </div> <div style="text-align: center;">  sad </div> <div style="text-align: center;">  men </div> </div>		
---	--------------------	--	--	--

FRIDAY ACTIVITY 2

	<p>LOOK & SAY</p>	<p>they</p>	<p>feel</p>	<p>angry</p>	
	<p>SOUND OUT</p>	<p>kick</p>	<p>sick</p>	<p>sock</p>	<p>lock</p>
		<p>sad</p>	<p>dad</p>	<p>got</p>	<p>dot</p>

	<p>DRAW</p>	<p>Draw and colour the pictures in your book. Write the word under the picture.</p> <div style="display: flex; justify-content: space-around; align-items: center;"> <div style="text-align: center;">  sock </div> <div style="text-align: center;">  dig </div> <div style="text-align: center;">  net </div> </div>		
---	--------------------	---	--	--